

Архангельск (8182)63-90-72
Астана (7172)727-132
Астрахань (8512)99-46-04
Барнаул (3852)73-04-60
Белгород (4722)40-23-64
Брянск (4832)59-03-52
Владивосток (423)249-28-31
Волгоград (844)278-03-48
Вологда (8172)26-41-59
Воронеж (473)204-51-73
Екатеринбург (343)384-55-89

Иваново (4932)77-34-06
Ижевск (3412)26-03-58
Иркутск (395)279-98-46
Казань (843)206-01-48
Калининград (4012)72-03-81
Калуга (4842)92-23-67
Кемерово (3842)65-04-62
Киров (8332)68-02-04
Краснодар (861)203-40-90
Красноярск (391)204-63-61
Курск (4712)77-13-04
Липецк (4742)52-20-81

Магнитогорск (3519)55-03-13
Москва (495)268-04-70
Мурманск (8152)59-64-93
Набережные Челны (8552)20-53-41
Нижний Новгород (831)429-08-12
Новокузнецк (3843)20-46-81
Новосибирск (383)227-86-73
Омск (3812)21-46-40
Орел (4862)44-53-42
Оренбург (3532)37-68-04
Пенза (8412)22-31-16

Пермь (342)205-81-47
Ростов-на-Дону (863)308-18-15
Рязань (4912)46-61-64
Самара (846)206-03-16
Санкт-Петербург (812)309-46-40
Саратов (845)249-38-78
Севастополь (8692)22-31-93
Симферополь (3652)67-13-56
Смоленск (4812)29-41-54
Сочи (862)225-72-31
Ставрополь (8652)20-65-13

Сургут (3462)77-98-35
Тверь (4822)63-31-35
Томск (3822)98-41-53
Тула (4872)74-02-29
Тюмень (3452)66-21-18
Ульяновск (8422)24-23-59
Уфа (347)229-48-12
Хабаровск (4212)92-98-04
Челябинск (351)202-03-61
Череповец (8202)49-02-64
Ярославль (4852)69-52-93

Киргизия (996)312-96-26-47

Казахстан (772)734-952-31

Таджикистан (992)427-82-92-69

<http://sunflower.nt-rt.ru> || srw@nt-rt.ru

ЗАПЧАСТИ ДЛЯ СЕЯЛОК SUNFLOWER-9130/9230/9412/9421/94339530.

Описание.

9412 THREE-POINTD MOUNTED DRILL

RECOMMENDED DEALER LIST

RECOMMENDED DEALER STOCK 95

SERVICE PARTS

ALL PURPOSE HEADS UP OPENER ASSEMBLY (YEAR 2001 & LATER DRILLS) 41
 ALL PURPOSE HEADS UP OPENER PRESS WHEEL ASSY (YEAR 2001 & LATER DRILLS) 45
 ALL PURPOSE OPENER ASSEMBLY (YEAR 2000 35
 ALL PURPOSE PRESS WHEEL ASSEMBLY (YEAR 2000 & EARLIER DRILLS) 39
 DECAL PLACEMENT 91
 DRILL SHAFT ASSEMBLY WHEN USING GRASS SEEDER 89
 EIGHT BOLT HUB ASSEMBLY (12' DRILLS) 61
 GRASS SEEDER AGITATOR ASSEMBLY 87
 GRASS SEEDER HOPPER ASSEMBLY (OPTIONAL) 83
 GRASS SEEDER SHAFT ASSEMBLY 85
 INNER HYDRAULIC ROW MARKER ASSEMBLY 73
 OPENER SHIELD ASSEMBLY 49
 OUTER HYDRAULIC ROW MARKERS ASSEMBLY 71
 PRESS WHEEL & TIRE ASSEMBLY 47
 ROW MARKER HYDRAULICS 77
 SAFETY SIGN PLACEMENT 93
 SHAFT ASSEMBLY 19
 SIX BOLT HUB ASSEMBLY 59
 TRANSPORT PULL HITCH HYDRAULICS (OLD 10' VERSION 1 & CURRENT 15' & 20') 63
 TRANSPORT PULL HITCH HYDRAULICS (10' & 12' VERSION 2 - 09/2001 & AFTER) 65
 TURNBUCKLE ASSEMBLY 33
 WEIGHT BRACKET ASSEMBLY (OPTIONAL) 51
 10' & 12' TRANSPORT PULL HITCH ASSEMBLY (VERSION 2 - 09/2001 & LATER) 55
 10' HOPPER ASSEMBLY 9
 10' THREE-POINT HITCH ASSEMBLY 21
 10' TRANSPORT PULL HITCH ASSEMBLY (VERSION 1 - PRIOR TO 09/2001) 53
 10', 12' & 15' UPPER GAUGE WHEEL ASSEMBLY (LEFT) 27
 10', 12' & 15' UPPER GAUGE WHEEL ASSEMBLY (RIGHT) 25
 10', 12', 15' & 20' LOWER GAUGE WHEEL ASSEMBLY 31
 10', 15' & 20' FRAME ASSEMBLY 13
 12 1/2' FRAME ASSEMBLY 17
 12 1/2' HOPPER ASSEMBLY 11
 12', 15' & 20' THREE-POINT HITCH ASSEMBLY 23
 15' & 20' TRANSPORT PULL HITCH ASSEMBLY 57
 2 1/2" X 8" CYLINDER DR55002 (VERSION 1, PRIOR TO 6/23/03) 79
 2 1/2" X 8" CYLINDER 12051R (VERSION 2, 6/23/03 & LATER) 81
 20' UPPER GAUGE WHEEL ASSEMBLY 29
 4" X 10" LIFT CYLINDER 12026R (VERSION 2, 10/22/03 & LATER) 69
 4" X 10" LIFT CYLINDER 6635R (VERSION 1, PRIOR TO 10/22/03) 67
 7 1/2' HOPPER ASSEMBLY 7

9412 THREE-POINTED MOUNTED DRILL

III
INDEX

Part No.	Page	Grid	Part No.	Page	Grid	Part No.	Page	Grid	Part No.	Page	Grid
SNA0007	9	1-B 6	SNDR12011	35	1-B 9	SNFK330122	63	1-B 12	SN11193	41	1-B 10
SNA0007	11	1-B 7	SNDR12011	41	1-B 10	SNHCL	73	1-B 13	SN12025	69	1-B 12
SNA0007	83	1-B 14	SNDR12011	95	1-B 15	SNHEN3410	33	1-B 9	SN12026	63	1-B 12
SNA0007	95	1-B 15	SNDR12016	7	1-B 6	SNHEN3410	39	1-B 9	SN12026	65	1-B 12
SNA0012	19	1-B 7	SNDR12016	9	1-B 6	SNHEN3410	41	1-B 10	SN12026	69	1-B 12
SNA0012	89	1-B 14	SNDR12016	11	1-B 7	SNHEN3410	53	1-B 11	SN12051	75	1-B 13
SNA0012	97	1-B 15	SNDR12016	97	1-B 15	SNHEN3410	55	1-B 11	SN12051	81	1-B 14
SNA0119	85	1-B 14	SNDR12017	19	1-B 7	SNHEN3410	57	1-B 11	SN1220	37	1-B 9
SNBP10030	83	1-B 14	SNDR12017	89	1-B 14	SNQH10041	53	1-B 11	SN1220	43	1-B 10
SNBP10031	83	1-B 14	SNDR12017	95	1-B 15	SN10023R	55	1-B 11	SN12348	43	1-B 10
SNBP10041	85	1-B 14	SNDR12031	21	1-B 8	SN10126	43	1-B 10	SN12360	31	1-B 9
SNBP10065	83	1-B 14	SNDR12034	83	1-B 14	SN10126	95	1-B 15	SN12360	95	1-B 15
SNBP10074	83	1-B 14	SNDR12035	75	1-B 13	SN10127	43	1-B 10	SN12361	31	1-B 9
SNBP10076	83	1-B 14	SNDR12046	7	1-B 6	SN10127	95	1-B 15	SN1243	19	1-B 7
SNBP10296	83	1-B 14	SNDR12046	9	1-B 6	SN1021	39	1-B 9	SN1243	71	1-B 13
SNBT10154	21	1-B 8	SNDR12046	11	1-B 7	SN1021	41	1-B 10	SN1243	73	1-B 13
SNBT10157	21	1-B 8	SNDR20004	35	1-B 9	SN1021	53	1-B 11	SN1243	89	1-B 14
SNBT10258	13	1-B 7	SNDR20004	41	1-B 10	SN1021	55	1-B 11	SN1244	75	1-B 13
SNBT10258	17	1-B 7	SNDR20004	97	1-B 15	SN1021	57	1-B 11	SN1282	53	1-B 11
SNBT10275	19	1-B 7	SNDR20005	85	1-B 14	SN10292	25	1-B 8	SN1282	55	1-B 11
SNBT10275	89	1-B 14	SNDR30005	37	1-B 9	SN10292	29	1-B 8	SN1282	57	1-B 11
SNBT10286	51	1-B 11	SNDR30005	95	1-B 15	SN10293	27	1-B 8	SN1283	23	1-B 8
SNBT10321	13	1-B 7	SNDR30009	19	1-B 7	SN10293	29	1-B 8	SN1283	25	1-B 8
SNBT10321	17	1-B 7	SNDR30009	85	1-B 14	SN10296	33	1-B 9	SN1283	27	1-B 8
SNBT10323	13	1-B 7	SNDR30009	87	1-B 14	SN10325	31	1-B 9	SN1283	29	1-B 8
SNBT10323	17	1-B 7	SNDR30009	89	1-B 14	SN10326	7	1-B 6	SN1283	53	1-B 11
SNBT10376	21	1-B 8	SNDR30009	95	1-B 15	SN10326	9	1-B 6	SN1283	55	1-B 11
SNBT10377	21	1-B 8	SNDR30022	27	1-B 8	SN10326	11	1-B 7	SN1283	57	1-B 11
SNB1120	35	1-B 9	SNDR30022	31	1-B 9	SN10326	19	1-B 7	SN1298	25	1-B 8
SNB1120	95	1-B 15	SNDR40506	19	1-B 7	SN10326	89	1-B 14	SN1298	29	1-B 8
SNB1127	35	1-B 9	SNDR40506	97	1-B 15	SN10333	39	1-B 9	SN1345	33	1-B 9
SNB1127	43	1-B 10	SNDR4100	29	1-B 8	SN10333	41	1-B 10	SN140	13	1-B 7
SNB1127	95	1-B 15	SNDR41007	25	1-B 8	SN10336	59	1-B 11	SN1484	73	1-B 13
SNB1141	77	1-B 13	SNDR41007	29	1-B 8	SN10355	31	1-B 9	SN1507	13	1-B 7
SNB1142	85	1-B 14	SNDR41007	31	1-B 9	SN10356	31	1-B 9	SN1507	17	1-B 7
SNB1540	19	1-B 7	SNDR41008	25	1-B 8	SN10357	31	1-B 9	SN1507	71	1-B 13
SNB1540	89	1-B 14	SNDR41008	31	1-B 9	SN10358	31	1-B 9	SN155	13	1-B 7
SNB1598	19	1-B 7	SNDR41506	19	1-B 7	SN10359	31	1-B 9	SN1550	19	1-B 7
SNB1598	89	1-B 14	SNDR41506	89	1-B 14	SN1040	15	1-B 7	SN1550	89	1-B 14
SNB1599	19	1-B 7	SNDR41509	19	1-B 7	SN1040	21	1-B 8	SN156	13	1-B 7
SNB1599	89	1-B 14	SNDR41509	85	1-B 14	SN1040	23	1-B 8	SN156	17	1-B 7
SNB1610	85	1-B 14	SNDR41509	87	1-B 14	SN1040	51	1-B 11	SN156	25	1-B 8
SNB2528	21	1-B 8	SNDR41509	89	1-B 14	SN1040	75	1-B 13	SN156	29	1-B 8
SNB2606	21	1-B 8	SNDR41515	31	1-B 9	SN10463	43	1-B 10	SN159	71	1-B 13
SNB2606	23	1-B 8	SNDR41516	31	1-B 9	SN10479	43	1-B 10	SN159	85	1-B 14
SNB2620	19	1-B 7	SNDR41517	31	1-B 9	SN10542	43	1-B 10	SN1599	55	1-B 11
SNB2620	85	1-B 14	SNDR55002	75	1-B 13	SN10569	33	1-B 9	SN1599	57	1-B 11
SNB2620	89	1-B 14	SNDR55002	79	1-B 13	SN106	13	1-B 7	SN1605	59	1-B 11
SNB2632	71	1-B 13	SNDR56006	77	1-B 13	SN106	21	1-B 8	SN1605	61	1-B 12
SNB2639	89	1-B 14	SNDR80011	37	1-B 9	SN106	23	1-B 8	SN1605	95	1-B 15
SNB4103	33	1-B 9	SNDR80011	43	1-B 10	SN106	51	1-B 11	SN1606	59	1-B 11
SNB5000	37	1-B 9	SNDR80018	15	1-B 7	SN106	75	1-B 13	SN1606	61	1-B 12
SNCS516114	53	1-B 11	SNDR80018	17	1-B 7	SN10836	63	1-B 12	SN1606	95	1-B 15
SNCS516114	55	1-B 11	SNDR80018	29	1-B 8	SN10836	65	1-B 12	SN1609	53	1-B 11
SNCS516114	57	1-B 11	SNDR80018	73	1-B 13	SN109	53	1-B 11	SN1609	55	1-B 11
SNDR10025	7	1-B 6	SNDR80019	15	1-B 7	SN110	23	1-B 8	SN1609	57	1-B 11
SNDR10025	9	1-B 6	SNDR80019	51	1-B 11	SN110	25	1-B 8	SN1609	71	1-B 13
SNDR10025	11	1-B 7	SNDR80019	73	1-B 13	SN110	27	1-B 8	SN1610	59	1-B 11
SNDR10025	85	1-B 14	SNDR80019	97	1-B 15	SN110	29	1-B 8	SN1610	61	1-B 12
SNDR10026	19	1-B 7	SNDR80029	25	1-B 8	SN110	53	1-B 11	SN1610	95	1-B 15
SNDR10026	85	1-B 14	SNDR80029	29	1-B 8	SN110	55	1-B 11	SN1611	27	1-B 8
SNDR10026	89	1-B 14	SNDR80029	31	1-B 9	SN110	57	1-B 11	SN1611	31	1-B 9
SNDR10506	19	1-B 7	SNDR80029	97	1-B 15	SN112	31	1-B 9	SN1672	57	1-B 11
SNDR10506	85	1-B 14	SNDR80030	89	1-B 14	SN113	29	1-B 8	SN1675	21	1-B 8
SNDR10506	89	1-B 14	SNDR80044	21	1-B 8	SN113	31	1-B 9	SN1675	23	1-B 8
SNDR10508	35	1-B 9	SNDR80044	97	1-B 15	SN113	71	1-B 13	SN1676	75	1-B 13
SNDR10524	13	1-B 7	SNDR81041	75	1-B 13	SN114	29	1-B 8	SN1723	53	1-B 11
SNDR10524	17	1-B 7	SNDR81044	35	1-B 9	SN114	31	1-B 9	SN1723	55	1-B 11
SNDR11502	15	1-B 7	SNDR81044	43	1-B 10	SN114	71	1-B 13	SN1723	57	1-B 11
SNDR11502	17	1-B 7	SNFK150172	33	1-B 9	SN1189	53	1-B 11	SN175	37	1-B 9
SNDR11507	13	1-B 7	SNFK150173	23	1-B 8	SN1189	55	1-B 11	SN175	47	1-B 10
SNDR11507	17	1-B 7	SNFK150189	85	1-B 14	SN1189	57	1-B 11	SN175	77	1-B 13
SNDR11507	97	1-B 15	SNFK150221	83	1-B 14	SN1193	13	1-B 7	SN175	83	1-B 14
SNDR12003	85	1-B 14	SNFK150283	35	1-B 9	SN1193	17	1-B 7	SN176	53	1-B 11
SNDR12006	85	1-B 14	SNFK150283	41	1-B 10	SN1193	35	1-B 9	SN176	55	1-B 11

**IV
INDEX**

9412 THREE-POINTED MOUNTED DRILL

Part No.	Page	Grid	Part No.	Page	Grid	Part No.	Page	Grid	Part No.	Page	Grid
SN176	57	1-B 11	SN3118	59	1-B 11	SN3683	61	1-B 12	SN4458	69	1-B 12
SN176	63	1-B 12	SN3118	61	1-B 12	SN3683	95	1-B 15	SN4458	79	1-B 13
SN176	77	1-B 13	SN3118	95	1-B 15	SN3684	61	1-B 12	SN4458	81	1-B 14
SN177	19	1-B 7	SN3153	15	1-B 7	SN3684	95	1-B 15	SN4460	63	1-B 12
SN177	75	1-B 13	SN3164	53	1-B 11	SN3685	61	1-B 12	SN4460	65	1-B 12
SN177	85	1-B 14	SN3164	55	1-B 11	SN3686	61	1-B 12	SN4464	63	1-B 12
SN177	89	1-B 14	SN3164	57	1-B 11	SN3686	95	1-B 15	SN4464	65	1-B 12
SN178	15	1-B 7	SN3164	63	1-B 12	SN3687	61	1-B 12	SN4475	63	1-B 12
SN178	49	1-B 10	SN3164	65	1-B 12	SN3688Y	61	1-B 12	SN4592	73	1-B 13
SN178	83	1-B 14	SN3164	75	1-B 13	SN3722	35	1-B 9	SN4732	63	1-B 12
SN1817	63	1-B 12	SN317	7	1-B 6	SN3722	85	1-B 14	SN4732	65	1-B 12
SN1817	65	1-B 12	SN317	9	1-B 6	SN3722	87	1-B 14	SN4738	13	1-B 7
SN1823	17	1-B 7	SN317	11	1-B 7	SN3723	53	1-B 11	SN4738	17	1-B 7
SN1823	31	1-B 9	SN317	13	1-B 7	SN3723	55	1-B 11	SN474	7	1-B 6
SN1849	73	1-B 13	SN317	17	1-B 7	SN3723	57	1-B 11	SN474	77	1-B 13
SN1860	21	1-B 8	SN317	19	1-B 7	SN3723	63	1-B 12	SN4843	15	1-B 7
SN1860	23	1-B 8	SN317	43	1-B 10	SN3723	65	1-B 12	SN4843	17	1-B 7
SN1918	15	1-B 7	SN317	77	1-B 13	SN3724	53	1-B 11	SN486	13	1-B 7
SN1935	59	1-B 11	SN317	83	1-B 14	SN3724	55	1-B 11	SN486	17	1-B 7
SN1935	95	1-B 15	SN317	85	1-B 14	SN3724	57	1-B 11	SN486	29	1-B 8
SN1936	59	1-B 11	SN317	89	1-B 14	SN3724	63	1-B 12	SN486	53	1-B 11
SN1936	95	1-B 15	SN3253	63	1-B 12	SN3724	65	1-B 12	SN486	55	1-B 11
SN1937	59	1-B 11	SN3253	65	1-B 12	SN3750	13	1-B 7	SN486	57	1-B 11
SN1944	59	1-B 11	SN3253	77	1-B 13	SN3750	17	1-B 7	SN486	71	1-B 13
SN2045	25	1-B 8	SN3298	59	1-B 11	SN3765	13	1-B 7	SN4914	53	1-B 11
SN2045	29	1-B 8	SN3300	59	1-B 11	SN3765	17	1-B 7	SN4914	55	1-B 11
SN2045	31	1-B 9	SN3300	97	1-B 15	SN3806	39	1-B 9	SN4914	57	1-B 11
SN2045	53	1-B 11	SN3301	59	1-B 11	SN3806	43	1-B 10	SN4915	53	1-B 11
SN2045	55	1-B 11	SN3301	61	1-B 12	SN3881	7	1-B 6	SN4915	55	1-B 11
SN2045	57	1-B 11	SN3301	97	1-B 15	SN3881	9	1-B 6	SN4915	57	1-B 11
SN2045	71	1-B 13	SN3302	59	1-B 11	SN3881	11	1-B 7	SN4942	53	1-B 11
SN2089	25	1-B 8	SN3302	61	1-B 12	SN3881	19	1-B 7	SN4942	55	1-B 11
SN2089	27	1-B 8	SN3302	95	1-B 15	SN3881	39	1-B 9	SN4942	57	1-B 11
SN2089	29	1-B 8	SN3303	59	1-B 11	SN3881	41	1-B 10	SN4943	53	1-B 11
SN2089	75	1-B 13	SN3303	61	1-B 12	SN3881	47	1-B 10	SN4943	55	1-B 11
SN2096	13	1-B 7	SN3303	71	1-B 13	SN3881	85	1-B 14	SN4943	57	1-B 11
SN2098-1	39	1-B 9	SN3303	95	1-B 15	SN3881	87	1-B 14	SN4944	53	1-B 11
SN2098-4	53	1-B 11	SN3371	15	1-B 7	SN3881	89	1-B 14	SN4944	55	1-B 11
SN2098-6	59	1-B 11	SN3371	17	1-B 7	SN3938	13	1-B 7	SN4944	57	1-B 11
SN2148	23	1-B 8	SN3411	33	1-B 9	SN3938	53	1-B 11	SN4945	53	1-B 11
SN2425	77	1-B 13	SN3485	73	1-B 13	SN3938	55	1-B 11	SN4945	55	1-B 11
SN2426	63	1-B 12	SN3557	13	1-B 7	SN3938	57	1-B 11	SN4945	57	1-B 11
SN2426	65	1-B 12	SN3557	17	1-B 7	SN396	21	1-B 8	SN4946	53	1-B 11
SN2486	87	1-B 14	SN3564	21	1-B 8	SN397	21	1-B 8	SN4946	55	1-B 11
SN2487	33	1-B 9	SN3565	7	1-B 6	SN3984	7	1-B 6	SN4946	57	1-B 11
SN2487	39	1-B 9	SN3565	9	1-B 6	SN3984	9	1-B 6	SN4948	53	1-B 11
SN2487	41	1-B 10	SN3565	11	1-B 7	SN3984	11	1-B 7	SN4948	55	1-B 11
SN2487	47	1-B 10	SN3566	7	1-B 6	SN3984	53	1-B 11	SN4948	57	1-B 11
SN2487	71	1-B 13	SN3566	9	1-B 6	SN3984	55	1-B 11	SN4986	53	1-B 11
SN2517	53	1-B 11	SN3566	11	1-B 7	SN3984	57	1-B 11	SN4989	23	1-B 8
SN2517	55	1-B 11	SN3566	15	1-B 7	SN3984	63	1-B 12	SN5012	53	1-B 11
SN2517	57	1-B 11	SN3566	17	1-B 7	SN3984	77	1-B 13	SN5012	55	1-B 11
SN2557	39	1-B 9	SN3566	37	1-B 9	SN3984	85	1-B 14	SN5012	57	1-B 11
SN2557	45	1-B 10	SN3567	7	1-B 6	SN4026005	63	1-B 12	SN506	7	1-B 6
SN2566	13	1-B 7	SN3567	9	1-B 6	SN4026005	65	1-B 12	SN506	9	1-B 6
SN2566	17	1-B 7	SN3567	11	1-B 7	SN4030005	63	1-B 12	SN506	11	1-B 7
SN2585	59	1-B 11	SN3567	13	1-B 7	SN4030005	65	1-B 12	SN506	85	1-B 14
SN2585	61	1-B 12	SN3567	17	1-B 7	SN4045005	63	1-B 12	SN5094	27	1-B 8
SN2587	77	1-B 13	SN3567	33	1-B 9	SN4045005	65	1-B 12	SN5151	27	1-B 8
SN2750	7	1-B 6	SN3567	37	1-B 9	SN4047005	63	1-B 12	SN5151	31	1-B 9
SN2750	9	1-B 6	SN3567	39	1-B 9	SN4047005	65	1-B 12	SN5152	59	1-B 11
SN2750	11	1-B 7	SN3567	41	1-B 10	SN4050011	77	1-B 13	SN5290	13	1-B 7
SN2867	13	1-B 7	SN3567	49	1-B 10	SN4098011	77	1-B 13	SN5290	17	1-B 7
SN2867	17	1-B 7	SN3567	71	1-B 13	SN4110011	77	1-B 13	SN5302	53	1-B 11
SN2867	55	1-B 11	SN3567	77	1-B 13	SN4120005	63	1-B 12	SN5302	55	1-B 11
SN2867	57	1-B 11	SN3567	83	1-B 14	SN4120005	65	1-B 12	SN5302	57	1-B 11
SN302	59	1-B 11	SN3577	27	1-B 8	SN4130011	77	1-B 13	SN5302	63	1-B 12
SN302	61	1-B 12	SN3577	31	1-B 9	SN4136011	77	1-B 13	SN5302	77	1-B 13
SN303	59	1-B 11	SN3577	59	1-B 11	SN4150005	63	1-B 12	SN5339	63	1-B 12
SN303	61	1-B 12	SN3577	61	1-B 12	SN4150005	65	1-B 12	SN5339	65	1-B 12
SN3066	59	1-B 11	SN3578	27	1-B 8	SN4153002	77	1-B 13	SN5339	75	1-B 13
SN3066	61	1-B 12	SN3578	31	1-B 9	SN4454	63	1-B 12	SN5342	53	1-B 11
SN3117	59	1-B 11	SN3579	59	1-B 11	SN4457	63	1-B 12	SN5342	55	1-B 11
SN3117	61	1-B 12	SN3581	59	1-B 11	SN4457	65	1-B 12	SN5342	57	1-B 11
SN3117	95	1-B 15	SN3587	59	1-B 11	SN4458	67	1-B 12	SN5578	61	1-B 12

9412 THREE-POINTED MOUNTED DRILL

V
INDEX

Part No.	Page	Grid	Part No.	Page	Grid	Part No.	Page	Grid	Part No.	Page	Grid
SN5731	71	1-B 13	SN6628	57	1-B 11	SN6959R	17	1-B 7	SN7218	95	1-B 15
SN5731	95	1-B 15	SN6629	53	1-B 11	SN6985	21	1-B 8	SN7219	13	1-B 7
SN5934	39	1-B 9	SN6629	55	1-B 11	SN6991	77	1-B 13	SN7219	17	1-B 7
SN5934	41	1-B 10	SN6629	57	1-B 11	SN6997	23	1-B 8	SN7221	49	1-B 10
SN5935	35	1-B 9	SN6630	53	1-B 11	SN7001	13	1-B 7	SN7222	49	1-B 10
SN5935	43	1-B 10	SN6630	55	1-B 11	SN7001	17	1-B 7	SN7223	49	1-B 10
SN6177	77	1-B 13	SN6630	57	1-B 11	SN7001	97	1-B 15	SN7224	49	1-B 10
SN6376	19	1-B 7	SN6631	53	1-B 11	SN7024	35	1-B 9	SN7226	49	1-B 10
SN6376	25	1-B 8	SN6631	55	1-B 11	SN7024	41	1-B 10	SN7227	49	1-B 10
SN6376	29	1-B 8	SN6631	57	1-B 11	SN7024	95	1-B 15	SN7228	49	1-B 10
SN6376	35	1-B 9	SN6635	63	1-B 12	SN7026	37	1-B 9	SN7261	37	1-B 9
SN6376	43	1-B 10	SN6635	65	1-B 12	SN7026	43	1-B 10	SN7266	43	1-B 10
SN6376	85	1-B 14	SN6635	67	1-B 12	SN7027	37	1-B 9	SN7271	35	1-B 9
SN6376	87	1-B 14	SN6673	13	1-B 7	SN7027	43	1-B 10	SN7272	35	1-B 9
SN6376	89	1-B 14	SN6673	17	1-B 7	SN7028	37	1-B 9	SN7375	39	1-B 9
SN6377	19	1-B 7	SN6675	13	1-B 7	SN7028	43	1-B 10	SN7375	45	1-B 10
SN6377	29	1-B 8	SN6675	17	1-B 7	SN7029	35	1-B 9	SN7384	39	1-B 9
SN6377	35	1-B 9	SN6682	49	1-B 10	SN7029	43	1-B 10	SN7384	43	1-B 10
SN6377	85	1-B 14	SN669-1	25	1-B 8	SN7030	43	1-B 10	SN7386	55	1-B 11
SN6377	87	1-B 14	SN669-1	27	1-B 8	SN7030B	37	1-B 9	SN7386	57	1-B 11
SN6377	89	1-B 14	SN669-1	29	1-B 8	SN7031	37	1-B 9	SN7387	55	1-B 11
SN6378	19	1-B 7	SN669-1	35	1-B 9	SN7032	35	1-B 9	SN7387	57	1-B 11
SN6378	25	1-B 8	SN669-1	39	1-B 9	SN7032	41	1-B 10	SN7388	55	1-B 11
SN6378	29	1-B 8	SN669-1	41	1-B 10	SN7033B	35	1-B 9	SN7388	57	1-B 11
SN6378	35	1-B 9	SN669-1	45	1-B 10	SN7033B	41	1-B 10	SN7389	55	1-B 11
SN6378	43	1-B 10	SN669-1	53	1-B 11	SN7034B	35	1-B 9	SN7389	57	1-B 11
SN6378	85	1-B 14	SN669-1	55	1-B 11	SN7034B	41	1-B 10	SN7390	55	1-B 11
SN6378	87	1-B 14	SN669-1	57	1-B 11	SN7038	37	1-B 9	SN7390	57	1-B 11
SN6378	89	1-B 14	SN6694	85	1-B 14	SN7040	39	1-B 9	SN7393	57	1-B 11
SN6381	7	1-B 6	SN6695	85	1-B 14	SN7040	41	1-B 10	SN7395	57	1-B 11
SN6381	9	1-B 6	SN6696	87	1-B 14	SN7041	39	1-B 9	SN7407	47	1-B 10
SN6381	11	1-B 7	SN6697	87	1-B 14	SN7041	41	1-B 10	SN7407	97	1-B 15
SN6436	7	1-B 6	SN6698	87	1-B 14	SN7042	39	1-B 9	SN7408	47	1-B 10
SN6436	9	1-B 6	SN6699	87	1-B 14	SN7042	41	1-B 10	SN7408	97	1-B 15
SN6436	11	1-B 7	SN670	25	1-B 8	SN7043	39	1-B 9	SN7409	47	1-B 10
SN6440	21	1-B 8	SN670	27	1-B 8	SN7043B	41	1-B 10	SN7409	97	1-B 15
SN6440	39	1-B 9	SN670	29	1-B 8	SN7044B	41	1-B 10	SN7410	47	1-B 10
SN6440	41	1-B 10	SN6700	87	1-B 14	SN7068	13	1-B 7	SN7410	97	1-B 15
SN6441	71	1-B 13	SN6701	87	1-B 14	SN7068	17	1-B 7	SN7411	47	1-B 10
SN6442	71	1-B 13	SN6702	87	1-B 14	SN7069	15	1-B 7	SN7411	97	1-B 15
SN6443	73	1-B 13	SN6703	87	1-B 14	SN7069	17	1-B 7	SN7412	47	1-B 10
SN6444	71	1-B 13	SN6704	89	1-B 14	SN7070	23	1-B 8	SN7413	47	1-B 10
SN6445	71	1-B 13	SN6707	89	1-B 14	SN7070	25	1-B 8	SN7415	47	1-B 10
SN6446	73	1-B 13	SN6709	87	1-B 14	SN7070	27	1-B 8	SN7416	47	1-B 10
SN6447	73	1-B 13	SN6710	85	1-B 14	SN7070	29	1-B 8	SN7459	87	1-B 14
SN6448	73	1-B 13	SN6711	85	1-B 14	SN7070	97	1-B 15	SN7517	33	1-B 9
SN6449	73	1-B 13	SN6711	89	1-B 14	SN7071	23	1-B 8	SN7518	33	1-B 9
SN6450	73	1-B 13	SN6713	85	1-B 14	SN7072	23	1-B 8	SN7519	33	1-B 9
SN6453	73	1-B 13	SN6714	87	1-B 14	SN7075	77	1-B 13	SN7638R	33	1-B 9
SN6454	73	1-B 13	SN6714	97	1-B 15	SN7077	77	1-B 13	SN7741	63	1-B 12
SN6456	73	1-B 13	SN6736	77	1-B 13	SN7083	39	1-B 9	SN7741	65	1-B 12
SN6465	21	1-B 8	SN6795	13	1-B 7	SN7083	41	1-B 10	SN776	71	1-B 13
SN6467	13	1-B 7	SN6795	17	1-B 7	SN7084	39	1-B 9	SN776	97	1-B 15
SN6467	17	1-B 7	SN6817	23	1-B 8	SN7084	41	1-B 10	SN777	71	1-B 13
SN6490	75	1-B 13	SN6818R	23	1-B 8	SN7085	39	1-B 9	SN777	95	1-B 15
SN6514	37	1-B 9	SN6830	51	1-B 11	SN7085	41	1-B 10	SN7773	71	1-B 13
SN6557	21	1-B 8	SN6831	51	1-B 11	SN71L-2701	13	1-B 7	SN7773	95	1-B 15
SN6569	85	1-B 14	SN6866	39	1-B 9	SN71L-2701	17	1-B 7	SN7775	71	1-B 13
SN6572	21	1-B 8	SN6866	45	1-B 10	SN71L-2901	51	1-B 11	SN7775	97	1-B 15
SN6581	19	1-B 7	SN6867	39	1-B 9	SN7176	37	1-B 9	SN7778	71	1-B 13
SN6581	89	1-B 14	SN6867	45	1-B 10	SN7176	95	1-B 15	SN7778	95	1-B 15
SN6609	75	1-B 13	SN6868	39	1-B 9	SN7179	15	1-B 7	SN7779	71	1-B 13
SN6610	75	1-B 13	SN6868	45	1-B 10	SN7179	17	1-B 7	SN7779	95	1-B 15
SN6611	75	1-B 13	SN6869	39	1-B 9	SN7201	35	1-B 9	SN7780	71	1-B 13
SN6617	73	1-B 13	SN6869	45	1-B 10	SN7201	43	1-B 10	SN7780	95	1-B 15
SN6618	35	1-B 9	SN6934	65	1-B 12	SN7202	35	1-B 9	SN7781	71	1-B 13
SN6618	41	1-B 10	SN6935	77	1-B 13	SN7203	35	1-B 9	SN7782	71	1-B 13
SN6619	35	1-B 9	SN6939	13	1-B 7	SN7203	43	1-B 10	SN7784	27	1-B 8
SN6619	41	1-B 10	SN6941	13	1-B 7	SN7204	37	1-B 9	SN7784	31	1-B 9
SN6625	53	1-B 11	SN6954	75	1-B 13	SN7204	43	1-B 10	SN7803	35	1-B 9
SN6625	55	1-B 11	SN6955	13	1-B 7	SN7205	35	1-B 9	SN7803	95	1-B 15
SN6625	57	1-B 11	SN6955	17	1-B 7	SN7205	43	1-B 10	SN7804	35	1-B 9
SN6626R	53	1-B 11	SN6958R	13	1-B 7	SN7218	39	1-B 9	SN7804	95	1-B 15
SN6628	53	1-B 11	SN6958R	17	1-B 7	SN7218	45	1-B 10	SN7825	71	1-B 13
SN6628	55	1-B 11	SN6959R	13	1-B 7	SN7218	47	1-B 10	SN7859	35	1-B 9

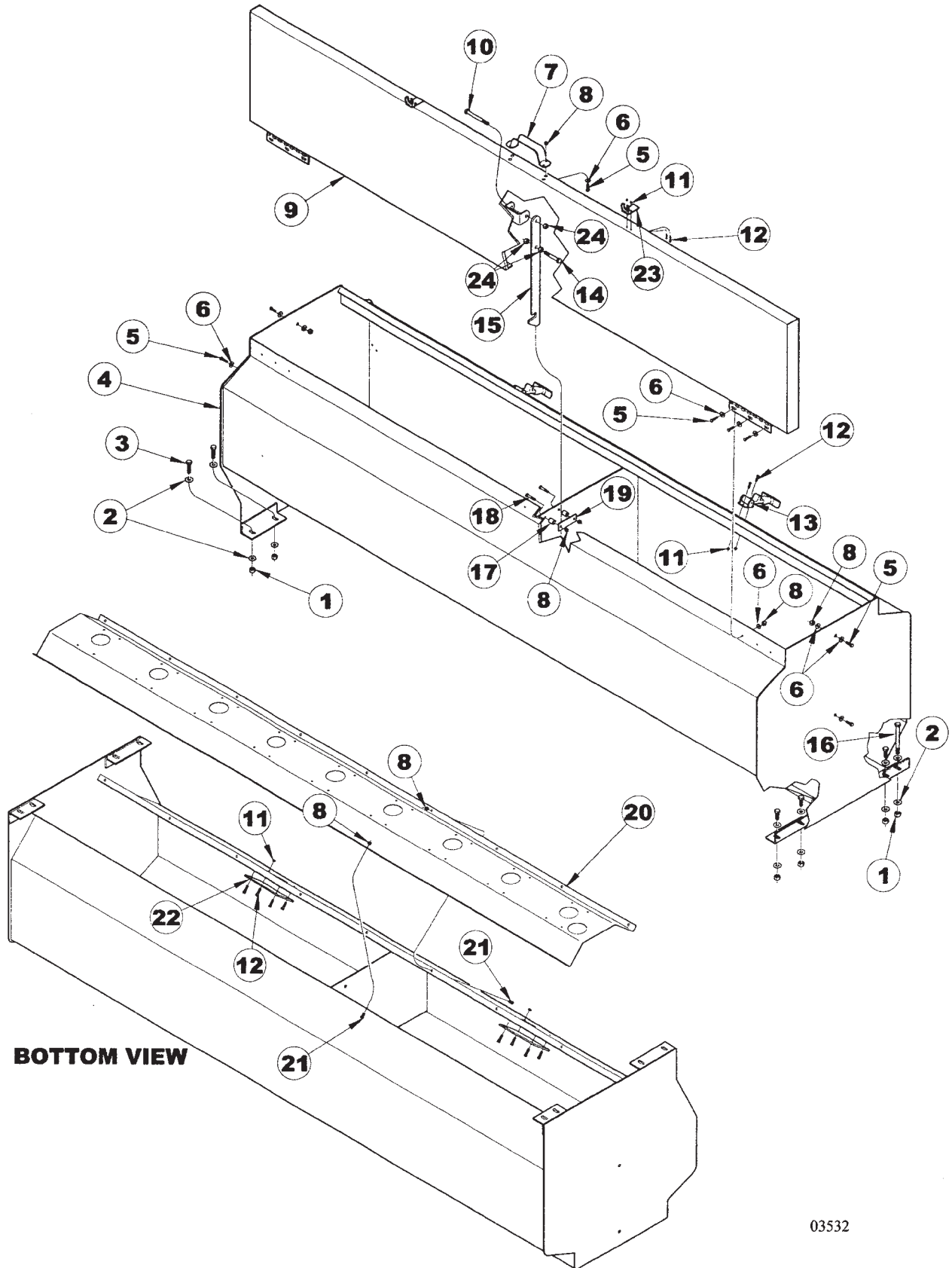
**VI
INDEX**

9412 THREE-POINTED MOUNTED DRILL

Part No.	Page	Grid	Part No.	Page	Grid	Part No.	Page	Grid	Part No.	Page	Grid
SN7859	43	1-B 10	SN9045	19	1-B 7	SN9176	29	1-B 8	SN997040	93	1-B 15
SN7896	23	1-B 8	SN9046	7	1-B 6	SN9176	95	1-B 15	SN997041	93	1-B 15
SN7896	95	1-B 15	SN9047	9	1-B 6	SN9177	31	1-B 9	SN997043	93	1-B 15
SN7899	23	1-B 8	SN9049	7	1-B 6	SN9177	95	1-B 15	SN997048	93	1-B 15
SN7900	23	1-B 8	SN9050	7	1-B 6	SN9178	31	1-B 9	SN997074	93	1-B 15
SN7952	85	1-B 14	SN9051	7	1-B 6	SN9179	7	1-B 6	SN997246	91	1-B 15
SN7953	85	1-B 14	SN9052	9	1-B 6	SN9179	9	1-B 6	SN997309	67	1-B 12
SN7954	85	1-B 14	SN9053	9	1-B 6	SN9179	11	1-B 7	SN997309	69	1-B 12
SN7955	85	1-B 14	SN9054	9	1-B 6	SN918	21	1-B 8	SN997311	93	1-B 15
SN7956	83	1-B 14	SN9076	7	1-B 6	SN9180	7	1-B 6	SN997318	93	1-B 15
SN7957	85	1-B 14	SN9076	9	1-B 6	SN9180	9	1-B 6	SN997319	93	1-B 15
SN7958	85	1-B 14	SN9076	11	1-B 7	SN9180	11	1-B 7	SN997320	93	1-B 15
SN8273-1	69	1-B 12	SN9076	19	1-B 7	SN9181	7	1-B 6	SN997321	93	1-B 15
SN840	37	1-B 9	SN9076	89	1-B 14	SN9181	9	1-B 6	SN997323	93	1-B 15
SN840	43	1-B 10	SN9077	25	1-B 8	SN9181	11	1-B 7	SN997324	93	1-B 15
SN8612-1	69	1-B 12	SN9077	29	1-B 8	SN9182	9	1-B 6	SN997325	93	1-B 15
SN8612-1	97	1-B 15	SN9077	97	1-B 15	SN9183R	11	1-B 7	SN997326	91	1-B 15
SN8617-1	67	1-B 12	SN9078	31	1-B 9	SN9184	77	1-B 13	SN997327	91	1-B 15
SN8617-1	69	1-B 12	SN9078	97	1-B 15	SN9185	7	1-B 6	SN997339	93	1-B 15
SN8629-1	79	1-B 13	SN9079	31	1-B 9	SN9186	9	1-B 6	SN997340	93	1-B 15
SN8629-1	81	1-B 14	SN9079	97	1-B 15	SN9188	19	1-B 7	SN997407	45	1-B 10
SN8631-1	67	1-B 12	SN9081	25	1-B 8	SN9188	89	1-B 14	SN997407	91	1-B 15
SN8631-1	69	1-B 12	SN9081	29	1-B 8	SN9189	19	1-B 7	SN997459	91	1-B 15
SN8631-1	79	1-B 13	SN9081	95	1-B 15	SN9190	19	1-B 7	SN997701	91	1-B 15
SN8631-1	81	1-B 14	SN9082	25	1-B 8	SN9190	89	1-B 14	SN997704	91	1-B 15
SN8654-1	69	1-B 12	SN9082	29	1-B 8	SN9191	19	1-B 7	SN997707	91	1-B 15
SN8670-10	69	1-B 12	SN9083	31	1-B 9	SN9191	89	1-B 14	SN997708	91	1-B 15
SN8671-1	67	1-B 12	SN9101	39	1-B 9	SN9192R	19	1-B 7			
SN8671-1	69	1-B 12	SN9101	41	1-B 10	SN9338R	11	1-B 7			
SN8671-1	79	1-B 13	SN9102	39	1-B 9	SN9339R	11	1-B 7			
SN8671-1	81	1-B 14	SN9102	41	1-B 10	SN9349R	11	1-B 7			
SN8680-10	81	1-B 14	SN9105	37	1-B 9	SN9419	17	1-B 7			
SN8681-1	79	1-B 13	SN9105	39	1-B 9	SN9433	19	1-B 7			
SN8681-1	81	1-B 14	SN9106	37	1-B 9	SN9593	17	1-B 7			
SN8682-1	69	1-B 12	SN9106	39	1-B 9	SN9652	31	1-B 9			
SN8683-1	67	1-B 12	SN9109	47	1-B 10	SN9680	35	1-B 9			
SN8683-1	69	1-B 12	SN9111	31	1-B 9	SN9680	41	1-B 10			
SN8689-1	79	1-B 13	SN9112	31	1-B 9	SN9682	35	1-B 9			
SN8690-10	79	1-B 13	SN9125	13	1-B 7	SN9682	39	1-B 9			
SN8703-10	67	1-B 12	SN9126	13	1-B 7	SN9682	43	1-B 10			
SN8713-1	67	1-B 12	SN9127	13	1-B 7	SN9683	13	1-B 7			
SN8714-1	81	1-B 14	SN9128	13	1-B 7	SN9683	17	1-B 7			
SN8721-10	79	1-B 13	SN9129	25	1-B 8	SN9683	31	1-B 9			
SN8731-10	81	1-B 14	SN9129	29	1-B 8	SN9683	35	1-B 9			
SN8737-10	67	1-B 12	SN9130	27	1-B 8	SN9683	39	1-B 9			
SN8756-1	81	1-B 14	SN9130	29	1-B 8	SN9683	41	1-B 10			
SN8756-1	97	1-B 15	SN9131	25	1-B 8	SN9708	39	1-B 9			
SN8784-1	67	1-B 12	SN9131	27	1-B 8	SN9708	43	1-B 10			
SN8784-1	97	1-B 15	SN9131	29	1-B 8	SN9708	97	1-B 15			
SN8800-1	79	1-B 13	SN9134	27	1-B 8	SN9753N	43	1-B 10			
SN8800-1	95	1-B 15	SN9136	27	1-B 8	SN9753N	95	1-B 15			
SN8809-1	79	1-B 13	SN9136	31	1-B 9	SN9775	11	1-B 7			
SN8809-1	81	1-B 14	SN9137	25	1-B 8	SN9780	43	1-B 10			
SN8832-1	67	1-B 12	SN9137	27	1-B 8	SN9785	19	1-B 7			
SN8832-1	69	1-B 12	SN9137	29	1-B 8	SN9786	19	1-B 7			
SN8849-1	67	1-B 12	SN9141	15	1-B 7	SN9787	17	1-B 7			
SN8864-1	67	1-B 12	SN9142	15	1-B 7	SN9788	17	1-B 7			
SN8864-1	69	1-B 12	SN9143	13	1-B 7	SN9879	43	1-B 10			
SN8864-1	79	1-B 13	SN9144	13	1-B 7	SN9880	43	1-B 10			
SN8864-1	81	1-B 14	SN9145	13	1-B 7	SN9881	31	1-B 9			
SN8870-1	79	1-B 13	SN9147	25	1-B 8	SN9882	31	1-B 9			
SN8870-1	81	1-B 14	SN9148	25	1-B 8	SN9883	31	1-B 9			
SN8879-1	79	1-B 13	SN9149	29	1-B 8	SN9884	31	1-B 9			
SN8879-1	81	1-B 14	SN9160	31	1-B 9	SN9886	31	1-B 9			
SN8886-1	67	1-B 12	SN9161	25	1-B 8	SN9887	31	1-B 9			
SN893	35	1-B 9	SN9161	29	1-B 8	SN9930R	83	1-B 14			
SN893	53	1-B 11	SN9163	33	1-B 9	SN9931R	83	1-B 14			
SN893	55	1-B 11	SN9164	33	1-B 9	SN9932R	87	1-B 14			
SN893	57	1-B 11	SN9165	31	1-B 9	SN9934	85	1-B 14			
SN9028	15	1-B 7	SN9166R	25	1-B 8	SN9937	41	1-B 10			
SN9029	25	1-B 8	SN9166R	29	1-B 8	SN9937	97	1-B 15			
SN9029	29	1-B 8	SN9170	29	1-B 8	SN9937	97	1-B 15			
SN9045	7	1-B 6	SN9171	29	1-B 8	SN9939	31	1-B 9			
SN9045	9	1-B 6	SN9176	19	1-B 7	SN9961	49	1-B 10			
SN9045	11	1-B 7	SN9176	25	1-B 8	SN997002	91	1-B 15			

9412 THREE-POINTED MOUNTED DRILL
SERVICE PARTS

7 1/2' HOPPER ASSEMBLY



**9412 THREE-POINTED MOUNTED DRILL
SERVICE PARTS**

7

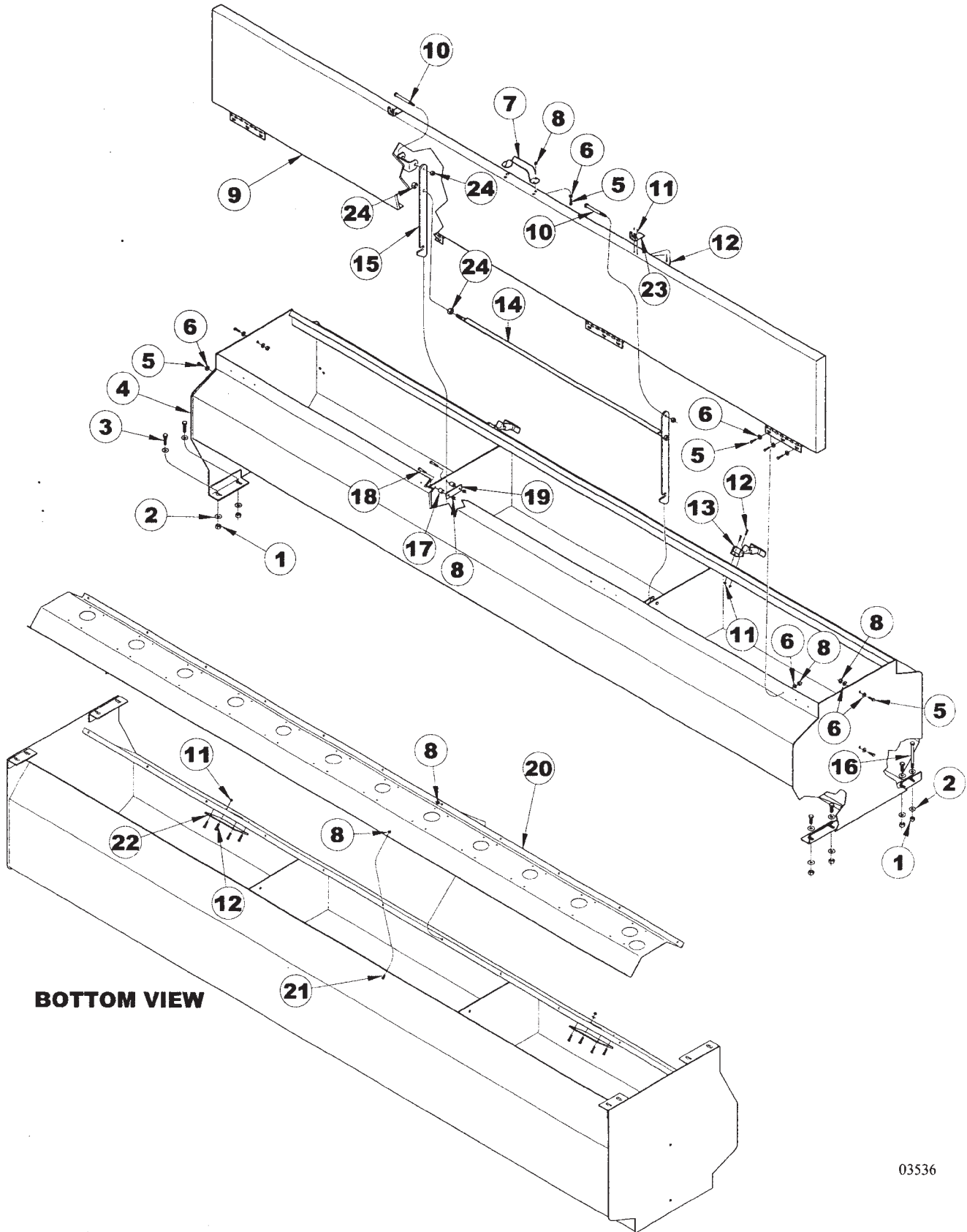
7 1/2' HOPPER ASSEMBLY

ITEM	NUMBER	QTY	DESCRIPTION
1	SN3567		LOCK NUT, 3/8"-16 HEX NYLON INSERT, GR 2, Y/D
2	SN317		FLAT WASHER, 3/8", Y/D
3	SN3984		HEX BOLT, 3/8"-16 X 1 1/4", GR 5, Y/D
4	SN9046		HOPPER BOX, 7 1/2', 2.4 BU
5	SNDR10025		HEX BOLT, 1/4"-20 X 5/8", GR 5, Y/D
6	SN506		FLAT WASHER, 1/4", Y/D
7	SN6436		HANDLE
8	SN3881		LOCK NUT, 1/4"-20 HEX NYLON INSERT, GR 2, Y/D
9	SN9185		HOPPER LID, 7 1/2'
10	SN3565		HEX BOLT, 3/8"-16 X 3 1/2", GR 5, Y/D
11	SN10326		NUT, 10-24 UNC HEX HEAD W/LOCKWASHER
12	SN9076		HEX BOLT, NO. 10-24 X 1/2", GR 2, Y/D
13	SNA0007		HOPPER LATCH ASSEMBLY
14	SN474		HEX BOLT, 3/8"-16 X 2", GR 5 Y/D
15	SN9180		LID LOCK
16	SN6381		HEX BOLT, 3/8"-16 X 4 1/2", GR 5, Y/D
17	SN9181		SPACER, LID LOCK, 5/8"L
18	SN2750		HEX BOLT, 1/4"-20 X 1 1/4", GR 2, Y/D
19	SN9179		LID LOCK PLATE
20	SN9049		HOPPER BOTTOM PLATE, 7 1/2', 7 1/2" SP
	SN9050		HOPPER BOTTOM PLATE, 7 1/2', 8" SP
	SN9051		HOPPER BOTTOM PLATE, 7 1/2', 10" SP
21	SN9045		HEX BOLT, 1/4"-20 X 1/2" GR 5, Y/D
22	SNDR12016		SIGHT GLASS
23	SNDR12046		LATCH BRACKET
24	SN3566		LOCK NUT, 3/8"-16 HEX CENTER, GR 2, Y/D

I0003532
PR: t05g30m02c0001

9412 THREE-POINTED MOUNTED DRILL
SERVICE PARTS

10' HOPPER ASSEMBLY



**9412 THREE-POINTED MOUNTED DRILL
SERVICE PARTS**

9

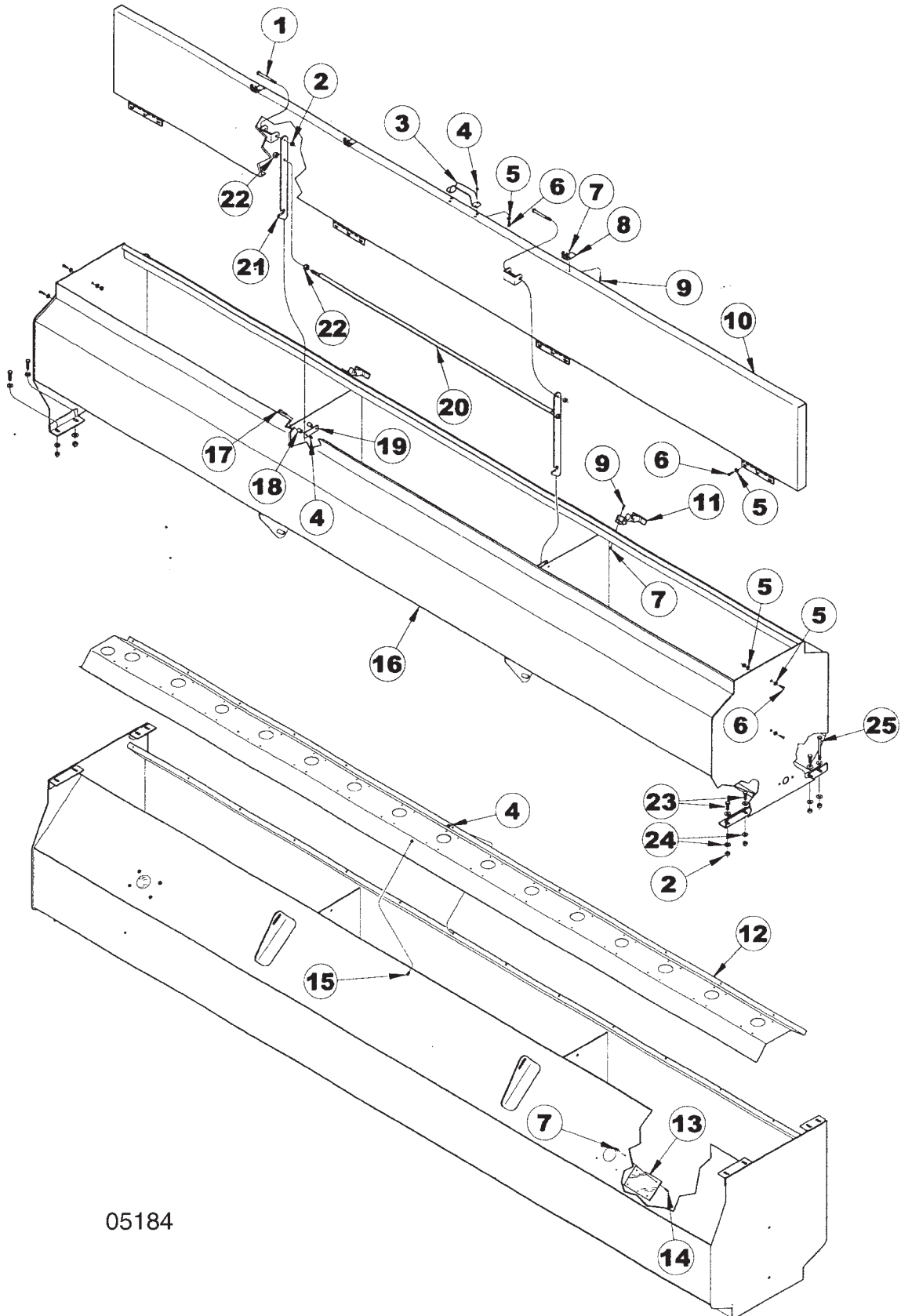
10' HOPPER ASSEMBLY

ITEM	NUMBER	QTY	DESCRIPTION
1	SN3567		LOCK NUT, 3/8"-16 HEX NYLON INSERT, GR 2, Y/D
2	SN317		FLAT WASHER, 3/8", Y/D
3	SN3984		HEX BOLT, 3/8"-16 X 1 1/4", GR 5, Y/D
4	SN9047		HOPPER BOX, 10', 2.4 BU
5	SNDR10025		HEX BOLT, 1/4"-20 X 5/8", GR 5, Y/D
6	SN506		FLAT WASHER, 1/4", Y/D
7	SN6436		HANDLE
8	SN3881		LOCK NUT, 1/4"-20 HEX NYLON INSERT, GR 2, Y/D
9	SN9186		HOPPER LID, 10'
10	SN3565		HEX BOLT, 3/8"-16 X 3 1/2", GR 5, Y/D
11	SN10326		NUT, 10-24 UNC HEX HEAD W/LOCKWASHER
12	SN9076		HEX BOLT, NO. 10-24 X 1/2", GR 2, Y/D
13	SNA0007		HOPPER LATCH ASSEMBLY
14	SN9182		LOCKING ROD, 10'
15	SN9180		LID LOCK
16	SN6381		HEX BOLT, 3/8"-16 X 4 1/2", GR 5, Y/D
17	SN9181		SPACER, LID LOCK, 5/8" LONG
18	SN2750		HEX BOLT, 1/4"-20 X 1 1/4", GR 2, Y/D
19	SN9179		LID LOCK PLATE
20	SN9052		HOPPER BOTTOM PLATE, 10', 7 1/2" SP
	SN9053		HOPPER BOTTOM PLATE, 10', 8" SP
	SN9054		HOPPER BOTTOM PLATE, 10', 10" SP
21	SN9045		HEX BOLT, 1/4"-20 X 1/2" GR 5, Y/D
22	SNDR12016		SIGHT GLASS
23	SNDR12046		LATCH BRACKET
24	SN3566		LOCK NUT, 3/8"-16 HEX CENTER, GR 2, Y/D

I0003536
PR: t05g30m02c0002

9412 THREE-POINTED MOUNTED DRILL
SERVICE PARTS

12 1/2' HOPPER ASSEMBLY



05184

**9412 THREE-POINTED MOUNTED DRILL
SERVICE PARTS**

11

12 1/2' HOPPER ASSEMBLY

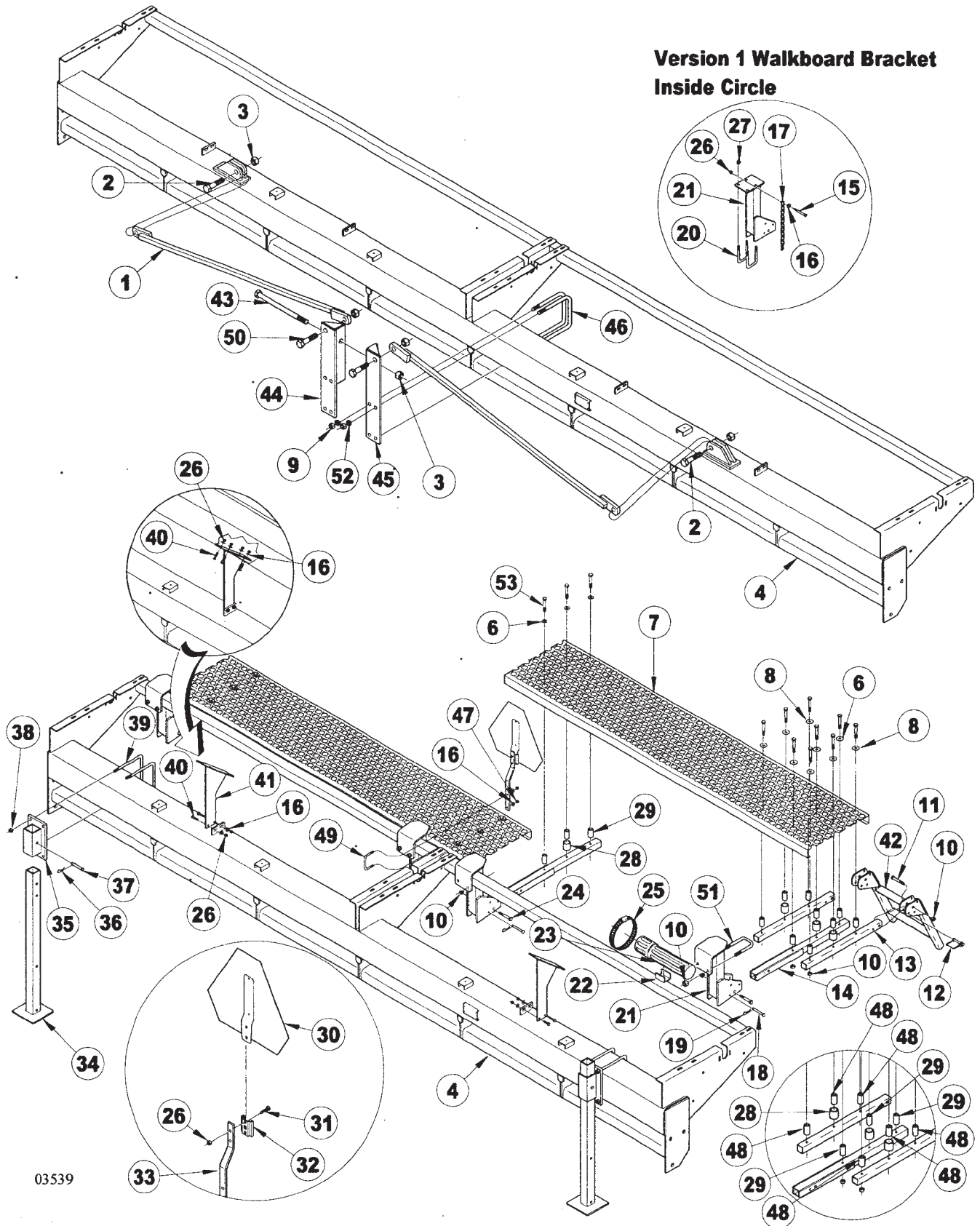
ITEM	NUMBER	QTY	DESCRIPTION
1	SN3565		HEX BOLT, 3/8"-16 X 3 1/2", GR 5, Y/D
2	SN3567		LOCK NUT, 3/8"-16 HEX NYLON INSERT
3	SN6436		HANDLE
4	SN3881		LOCK NUT, 1/4"-20 HEX NYLON INSERT, GR 2, Y/D
5	SN506		FLAT WASHER, 1/4", Y/D
6	SNDR10025		HEX BOLT, 1/4"-20 X 5/8", GR 5, Y/D
7	SN10326		NUT, 10-24 UNC HEX HEAD W/LOCKWASHER
8	SNDR12046		LATCH BRACKET
9	SN9076		HEX BOLT, NO. 10-24 X 1/2", GR2, Y/D
10	SN9349R		HOPPER LID, 12 1/2'
11	SNA0007		HOPPER LATCH ASSEMBLY
12	SN9339R		HOPPER BOTTOM PLATE, 12 1/2', 7 1/2" SP
	SN9338R		HOPPER BOTTOM PLATE, 12 1/2', 10" SP
13	SNDR12016		SIGHT GLASS
14	SN9076		HEX BOLT, NO. 10-24 X 1/2", GR 2, Y/D
15	SN9045		HEX BOLT, 1/4"-20 X 1/2" GR 5, Y/D
16	SN9775		HOPPER BOX, 12 1/2', 3 BU
17	SN2750		HEX BOLT, 1/4"-20 X 1 1/4", GR 2, Y/D
18	SN9181		SPACER, LID LOCK, 5/8"L
19	SN9179		LID LOCK PLATE
20	SN9183R		LOCKING ROD, 12.5'
21	SN9180		LID LOCK
22	SN3566		LOCK NUT, 3/8"-16 HEX CENTER, GR 2, Y/D
23	SN3984		HEX BOLT, 3/8"-16 X 1 1/4", GR 5, Y/D
24	SN317		FLAT WASHER, 3/8", Y/D
25	SN6381		HEX BOLT, 3/8"-16 X 4 1/2", GR 5, Y/D

I0005184
PR: t05g30m02c0003

9412 THREE-POINTED MOUNTED DRILL
SERVICE PARTS

10', 15' & 20' FRAME ASSEMBLY

Version 1 Walkboard Bracket
Inside Circle



**9412 THREE-POINTED MOUNTED DRILL
SERVICE PARTS**

13

10', 15' & 20' FRAME ASSEMBLY

ITEM	NUMBER	QTY	DESCRIPTION
1	SN9143		TRUSS ARM
2	SN155		HEX BOLT, 1"-8 X 3 1/2", GR 5 Y/D
3	SN3938		LOCK NUT, 1"-8 HEX NYLON INSERT, GR 2, Y/D
4	SN9125		FRAME, GRAIN DRILL, 10' @ 8" SP
	SN9126		FRAME, GRAIN DRILL, 10' @ 7 1/2" & 10" SP
	SN9127		FRAME, GRAIN DRILL, 15' @ 8" SP
	SN9128		FRAME, GRAIN DRILL, 15' @ 7 1/2" & 10" SP
	SN9144		FRAME, GRAIN DRILL, 20' @ 8" SP
	SN9145		FRAME, GRAIN DRILL, 20' @ 7 1/2" & 10" SP
5	SN140		HEX BOLT, 1/2"-13 X 4 1/2", GR 5, Y/D
6	SN486		FLAT WASHER, 1/2", Y/D
7	SN6939		WALKBOARD, 120" (10' & 20')
	SN6941		WALKBOARD, 90" (15')
8	SN5290		FLAT WASHER, 1/2", 3/16" THICK, Y/D
9	SN106		HEX NUT, 3/4"-10 FULL, GR 5, Y/D
10	SN2096		LOCK NUT, 1/2"-13 HEX NYLON INSERT, GR 8, Y/D
11	SN156		HEX BOLT, 1/2"-13 X 3", GR 5 Y/D
12	SN3557		QUICK PIN, 3/8" DIA X 2 1/2"
13	SN7068		WALKBOARD STEP MOUNT
14	SN6955		WALKBOARD ARM, 27 1/4" L
15	SN4738		HEX BOLT, 3/8"-16 X 2 3/4", GR 5, Y/D
16	SN317		FLAT WASHER, 3/8", Y/D
17	SN6675		CHAIN, 13" W/S-HOOK
18	SN6795		PIN, 3/8" X 3 1/4" (3 1/64"), Z/P
19	SN71L-2701		PIN CLIP, 1/2"-5/8" SHAFT, .120" DIA, 1 5/8" L
20	SNDR11507		U-BOLT, 7/16"-14 X 4" X 2 1/2"W, GR 5, Y/D
21	SN6673		WALKBOARD BRACKET
22	SN7219		MOUNT, OPERATOR'S MANUAL TUBE
23	SN3750		OPERATOR'S MANUAL TUBE
24	SN1507		HEX BOLT, 1/2"-13 X 3 1/2", GR 5, Y/D
25	SN3765		HOSE CLAMP, 3 1/2"
26	SN3567		LOCK NUT, 3/8"-16 HEX NYLON INSERT, GR 2, Y/D
27	SNDR10524		LOCK NUT, 7/16"-14 HEX NYLON INSERT, Y/D
28	SN6958R		SPACER, 1.500" OD X 1.125" ID, 1 9/16" L
29	SN6959R		SPACER, 1.00" OD X .563" ID, 1 3/4" L
30	SN7001		SMV EMBLEM
31	SN1193		HEX BOLT, 3/8"-16 X 3/4", GR 5, Y/D
32	SN2566		S.M.V. SOCKET
33	SNBT10258		S.M.V BRACKET
34	SNBT10321		PARKING STAND
35	SNBT10323		MOUNTING BRACKET, PARKING STAND
36	SN2867		PIN CLIP, 1/2"-5/8" SHAFT, .120" DIA, 2" L
37	SN6467		PIN, 1/2" X 3" (2 49/64"), Y/D
38	SN9683		1/2-13 FLANGE TOPLOCK NUT GR G CAD/WAX

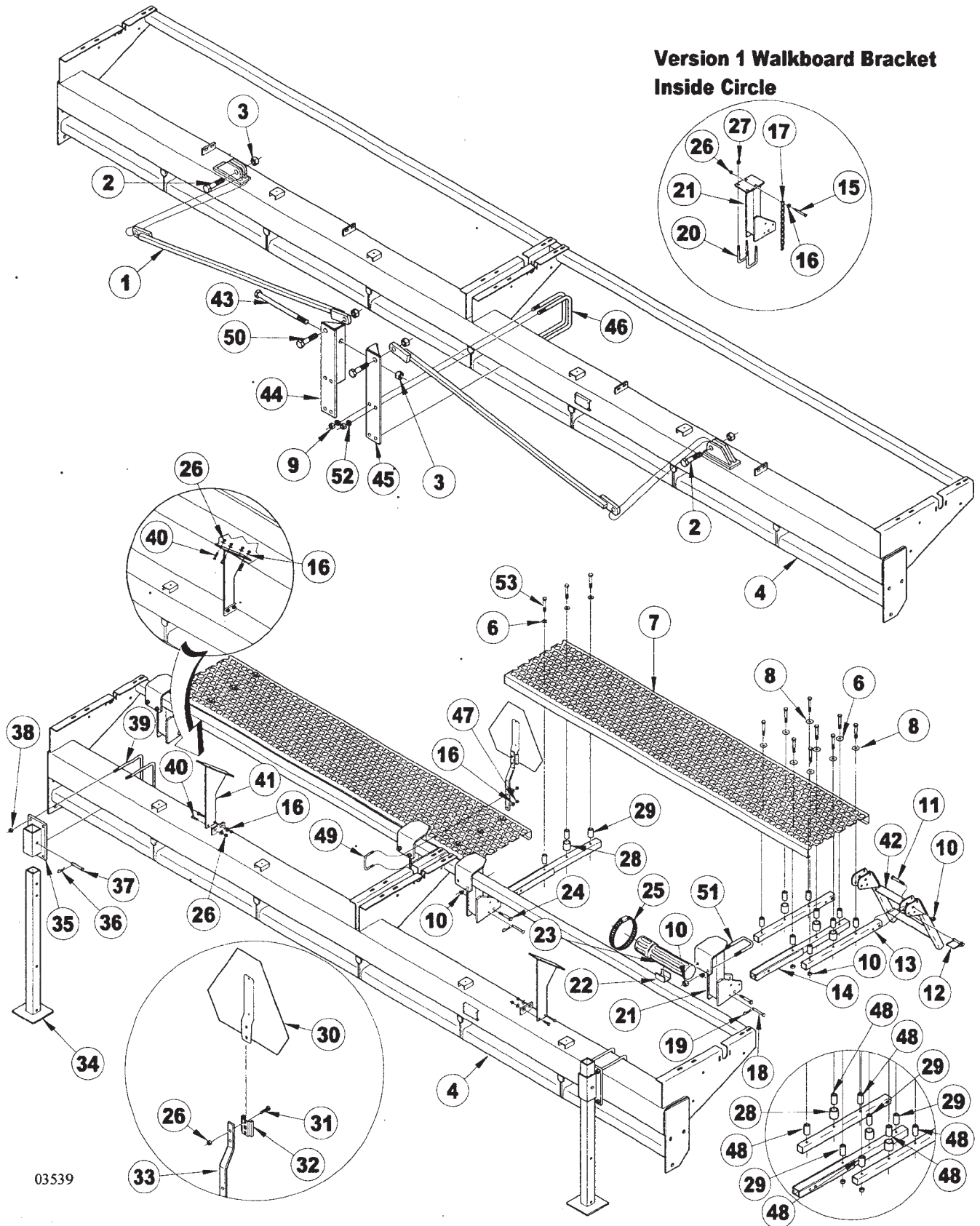
CONTINUED

I0003539
PR: t05g30m02c0004

9412 THREE-POINTED MOUNTED DRILL
SERVICE PARTS

10', 15' & 20' FRAME ASSEMBLY

Version 1 Walkboard Bracket
Inside Circle



**9412 THREE-POINTED MOUNTED DRILL
SERVICE PARTS**

15

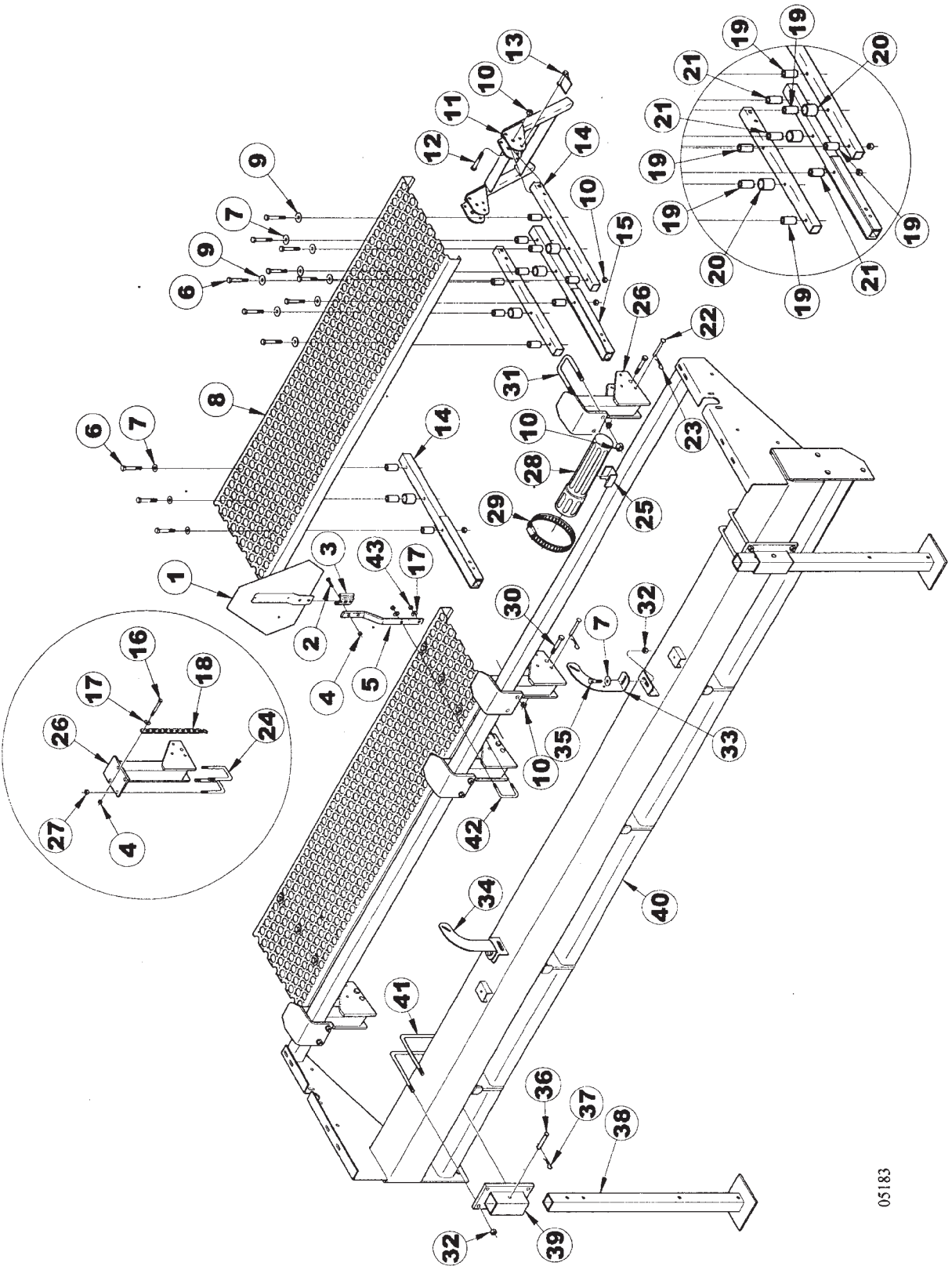
10', 15' & 20' FRAME ASSEMBLY

ITEM	NUMBER	QTY	DESCRIPTION
39	SNDR80018		U-BOLT, 1/2"-13 X 8 1/4" X 7 5/8" W, GR 5, Y/D
40	SN178		HEX BOLT, 3/8"-16 X 1", GR 5, Y/D
41	SN9028		HOPPER BRACE
42	SN7069		WALKBOARD STEP, 18"
43	SN3153		HEX BOLT, 1"-8 X 12", GR 5, Y/D
44	SN9141		UPRIGHT, TRUSS ARM, RT
45	SN9142		UPRIGHT, TRUSS ARM, LT
46	SNDR80019		U-BOLT, 3/4"-10 X 8 3/4" X 7 13/16" W, GR5, Y/D
47	SN3566		LOCK NUT, 3/8"-16 HEX CENTER, GR2, Y/D
48	SN7179		SPACER, 1.00" OD X .563" ID, 1 5/8"
49	SNDR11502		U-BOLT, 3/8"-16 X 2 5/8" X 3 1/2"
50	SN1918		HEX BOLT, 1"-8 X 2 1/2", GR5 Y/D
51	SN4843		U-BOLT, 1/2"-13 X 5 1/4" X 2 1/2" W, GR 5, Y/D
52	SN1040		LOCK WASHER, 3/4" SPLIT TYPE MED, Y/D
53	SN3371		HEX BOLT, 1/2"-13 X 4", GR 5, Y/D

I0003539
PR: t05g30m02c0004

12 1/2' FRAME ASSEMBLY

Version 1 Walkboard Bracket
Inside Circle



**9412 THREE-POINTED MOUNTED DRILL
SERVICE PARTS**

17

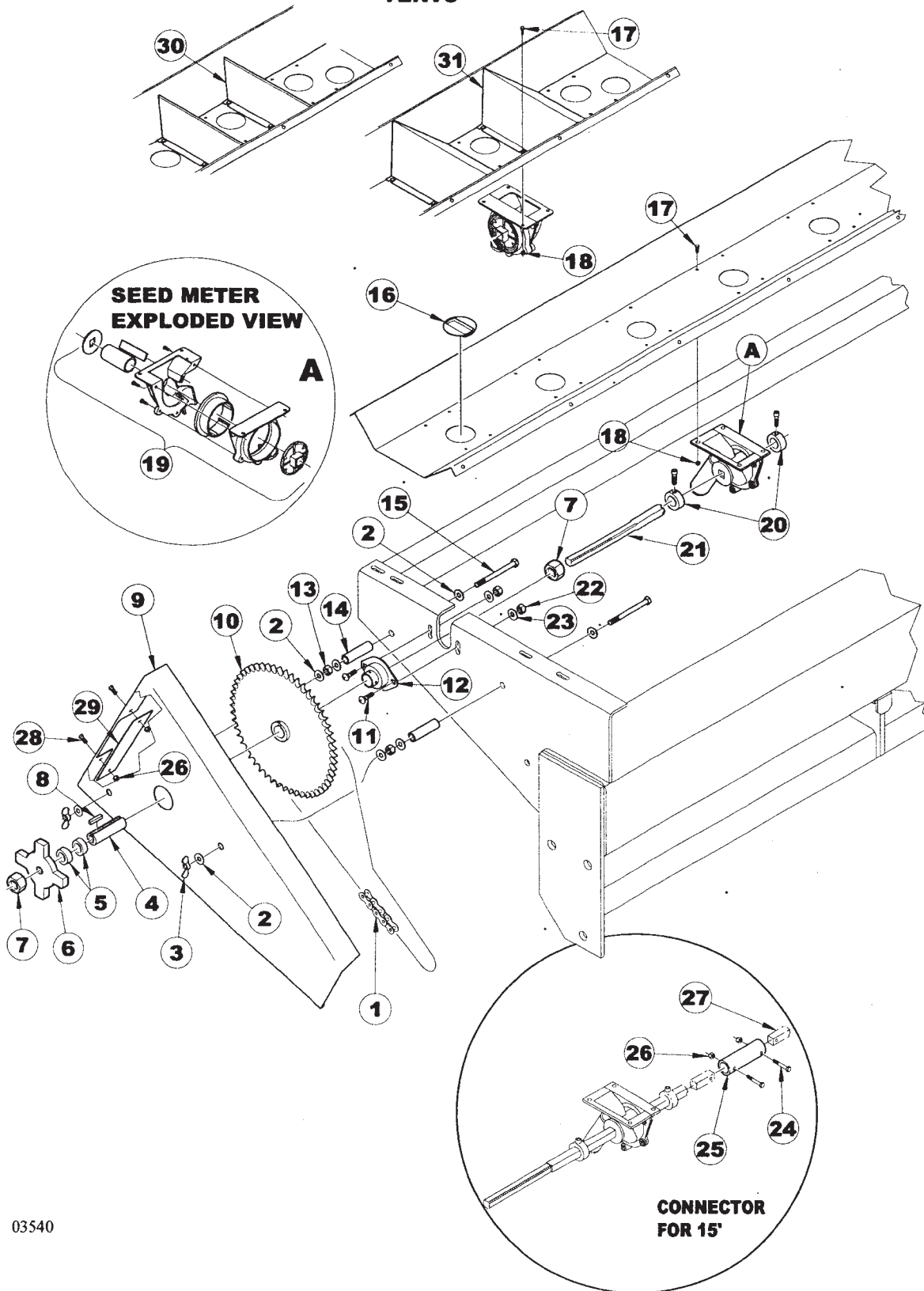
12 1/2' FRAME ASSEMBLY

ITEM	NUMBER	QTY	DESCRIPTION
1	SN7001		SMV EMBLEM
2	SN1193		HEX BOLT, 3/8"-16 X 3/4", GR 5, Y/D
3	SN2566		S.M.V. SOCKET
4	SN3567		LOCK NUT, 3/8"-16 HEX NYLON INSERT
5	SNBT10258		SMV BRACKET
6	SN3371		HEX BOLT, 1/2"-13 X 4", GR 5, Y/D
7	SN486		FLAT WASHER, 1/2", Y/D
8	SN9419		WALKBOARD, 71" L
9	SN5290		FLAT WASHER, 1/2", 3/16" THICK
10	SN2096		LOCK NUT, 1/2"-13 HEX NYLON INSERT
11	SN7069		WALKBOARD STEP, 18"
12	SN156		HEX BOLT, 1/2"-13 X 3", GR 5 Y/D
13	SN3557		QUICK PIN, 3/8" DIA X 2 1/2"
14	SN7068		WALKBOARD STEP MOUNT
15	SN6955		WALKBOARD ARM, 27 1/4" L
16	SN4738		HEX BOLT, 3/8"-16 X 2 3/4", GR 5, Y/D
17	SN317		FLAT WASHER, 3/8", Y/D
18	SN6675		CHAIN, 13" W/S-HOOK
19	SN7179		SPACER, 1.00" OD X .563" ID, 1 5/8"
20	SN6958R		SPACER, 1.500" OD X 1.125" ID, 1 9/16"
21	SN6959R		SPACER, 1.00" OD X .563" ID, 1 3/4"
22	SN6795		PIN, 3/8" X 3 1/4" (3 1/64"), Z/P
23	SN71L-2701		PIN CLIP, 1/2"-5/8" SHAFT, .120"
24	SNDR11507		U-BOLT, 7/16"-14 X 4" X 2 1/2"W, GR 5
25	SN7219		MOUNT, OPERATOR'S MANUAL TUBE
26	SN6673		WALKBOARD BRACKET
27	SNDR10524		LOCK NUT, 7/16"-14 HEX NYLON INSERT
28	SN3750		OPERATOR'S MANUAL TUBE
29	SN3765		HOSE CLAMP, 3 1/2"
30	SN1507		HEX BOLT, 1/2"-13 X 3 1/2", GR 5, Y/D
31	SN4843		U-BOLT, 1/2"-13 X 5 1/4" X 2 1/2" W, GR 5, Y/D
32	SN9683		1/2-13 FLANGE TOPLOCK NUT GR G CAD/WAX
33	SN9788		HOPPER BRACKET, LEFT
34	SN9787		HOPPER BRACKET, RIGHT
35	SN1823		HEX BOLT, 1/2"-13 X 1 1/4", GR 5, Y/D
36	SN6467		PIN, 1/2" X 3" (2 49/64"), Y/D
37	SN2867		PIN CLIP, 1/2"-5/8" SHAFT, .120"
38	SNBT10321		PARKING STAND
39	SNBT10323		MOUNTING BRACKET, PARKING STAND
40	SN9593		FRAME, GRAIN DRILL, 12 1/2'
41	SNDR80018		U-BOLT, 1/2"-13 X 8 1/4" X 7 5/8"
42	SNDR11502		U-BOLT, 3/8"-16 X 2 5/8" X 3 1/2"
43	SN3566		LOCK NUT, 3/8"-16 HEX CENTER, GR 2, Y/D

I0005183
PR: t05g30m02c0005

SHAFT ASSEMBLY

OPTIONAL HOPPER
TENTS



**9412 THREE-POINTED MOUNTED DRILL
SERVICE PARTS**

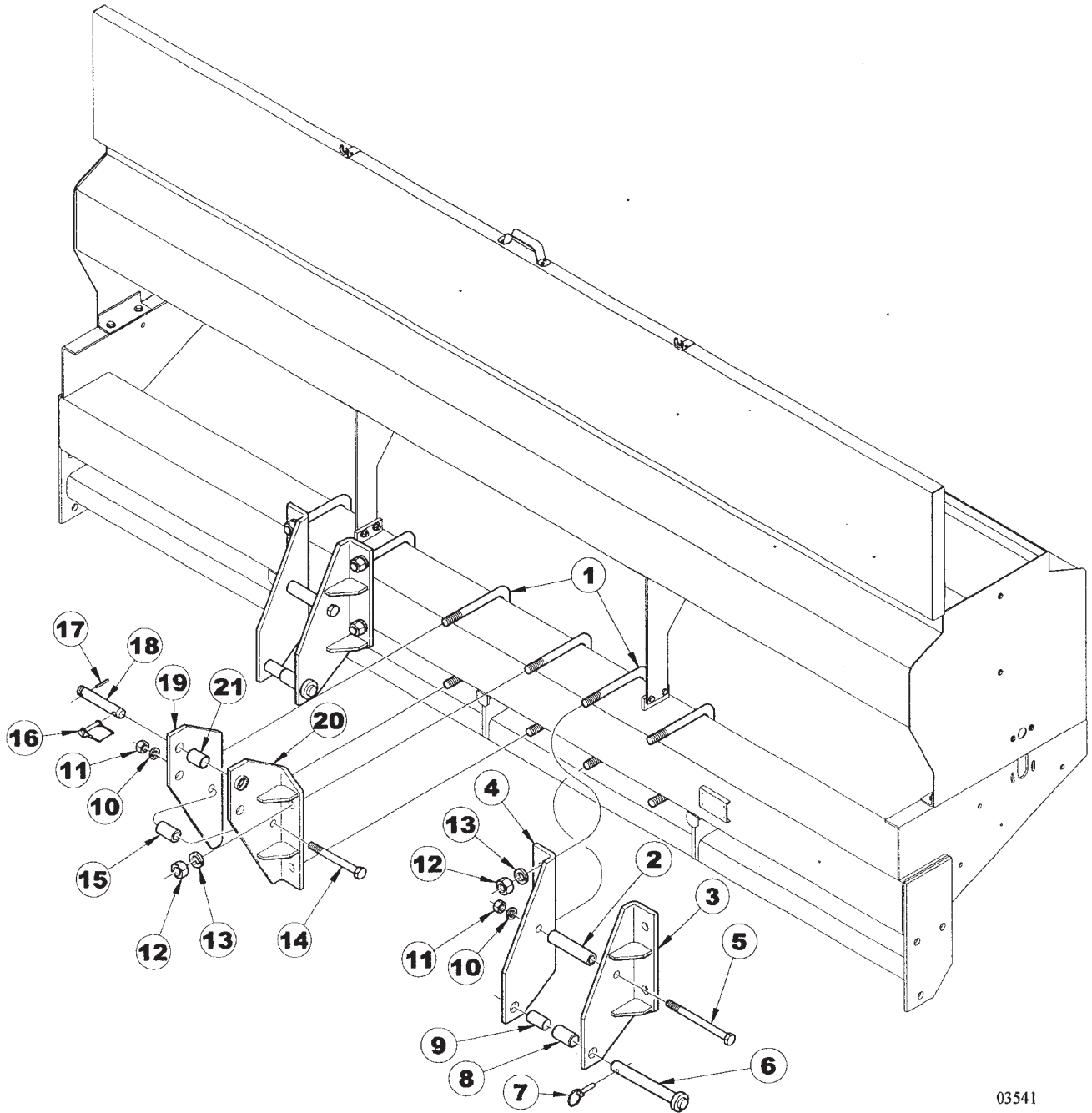
19

SHAFT ASSEMBLY

ITEM	NUMBER	QTY	DESCRIPTION
1	SN9176		CHAIN, 79 3/8" L NO. 50 WITH CONNECTOR
2	SN317		FLAT WASHER, 3/8", Y/D
3	SNDR10506		WING NUT, 3/8"-16, Y/D
4	SNDR41506		BUSHING, KEYED 1" OD X .630" SQ ID, 3 1/4" L, Y/D
5	SNBT10275		SPACER, 1.250" OD X .781" ID, .234" WALL, 15/32" L, Y/D
6	SNB1540		ADJUSTMENT KNOB, Y/D
7	SN1243		JAM NUT, 3/4"-10 HEX, GR 2, Y/D
8	SNDR41509		KEY, 1/4" X 1 1/4" SPROCKET
9	SN9190		CHAIN GUARD, RIGHT (SHOWN)
	SN9191		CHAIN GUARD, LEFT
10	SNDR40506		SPROCKET, 54 TOOTH, 1" BORE #50 CHAIN
11	SN6376		CARRIAGE BOLT, 5/16"-18 X 1" GR 5, Y/D
12	SNDR30009		BEARING, 1" LFST
13	SN177		HEX NUT, 3/8"-16 FULL, GR 2, Y/D
14	SNB2620		SPACER, .750" OD X .500" ID, .125" WALL, 2 5/8" L
15	SNDR10026		HEX BOLT, 3/8"-16 X 4" GR 5, Y/D
16	SNDR12017		PLUG, SEED METER
17	SN9076		HEX BOLT, NO. 10-24 X 1/2" GR2, Y/D
18	SN10326		NUT, 10-24 UNC HEX HEAD W/LOCKWASHER
19	SNA0012		SEED METER ASSEMBLY
20	SN6581		LOCKING COLLAR, 1 1/2" OD X .6325 SQ. W/CAP SCREW
21	SN9433		SHAFT, 154 3/4", 5/8" SQ (12' DRILL)
	SNB1598		SHAFT, 94", 5/8" SQ. (15' DRILL)
	SN9188		SHAFT, 124 3/4", 5/8" SQ (10' & 20' DRILLS)
22	SN6378		LOCK NUT, 5/16" HEX NYLON INSERT GR 5, Y/D
23	SN6377		FLAT WASHER, 5/16" Y/D
24	SN1550		HEX BOLT, 1/4"-20 X 2", GR 2 Y/D
25	SN9189		CONNECTOR, METER SHAFT, 5" L
26	SN3881		LOCK NUT, 1/4"-20 HEX NYLON INSERT, GR 2, Y/D
27	SNB1599		METER SHAFT, 88 1/4", 5/8" SQ(15' DRILL)
28	SN9045		HEX BOLT, 1/4"-20 X 1/2" GR 5, Y/D
29	SN9192R		COVER PLATE, CHAIN GUARD
30	SN9785		SEED BOX TENT, 7 1/2" SP
31	SN9786		SEED BOX TENT, 10" SP

I0003540
PR: t05g30m02c0006

10' THREE-POINT HITCH ASSEMBLY



**9412 THREE-POINTED MOUNTED DRILL
SERVICE PARTS**

21

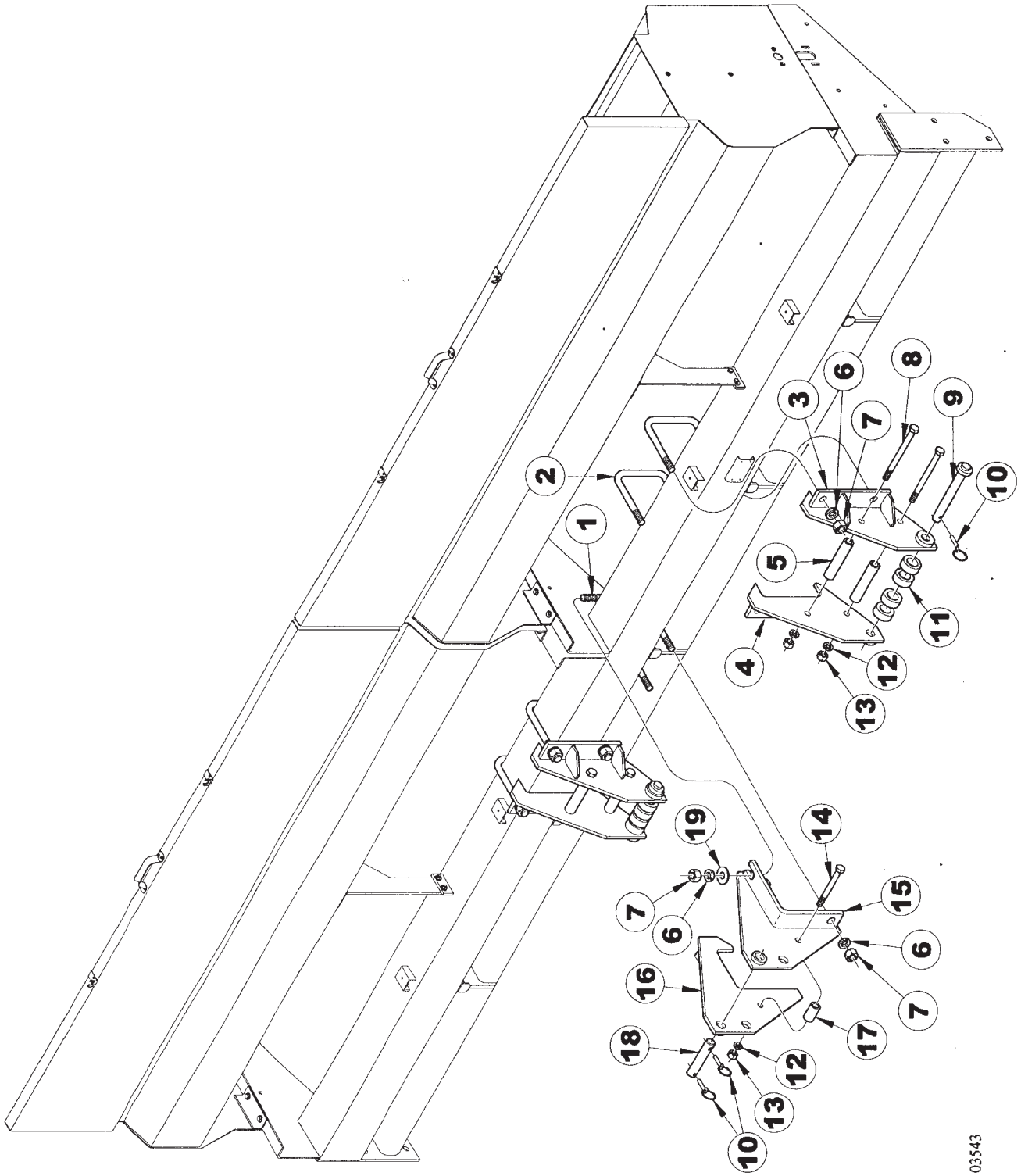
10' THREE-POINT HITCH ASSEMBLY

ITEM	NUMBER	QTY	DESCRIPTION
1	SNDR80044		U-BOLT, 7/8"-9 X 8 3/4" X 7 15/16" W, GR 5, Y/D
2	SNB2528		SPACER, 5 3/4"
3	SNBT10377		THREE POINT HITCH BRACKET, LOWER LEFT
4	SNBT10157		THREE POINT HITCH BRACKET, LOWER RIGHT
5	SN918		HEX BOLT, 3/4"-10 X 8", GR 5, Y/D
6	SN6985		PIN, 1 1/8" X 8 7/8" (7 1/4")
7	SN1860		PIN, 7/16" X 11/32" DIA, 2" L, KLIK
8	SN6572		BUSHING, 1.750" OD X 1.188" ID 2 3/4" L
9	SN6465		BUSHING, CATEGORY II TO III 1 7/16" OD X 1 1/8" I
10	SN1040		LOCK WASHER, 3/4" SPLIT TYPE MED, Y/D
11	SN106		HEX NUT, 3/4"-10 FULL, GR 5, Y/D
12	SN397		HEX NUT, 7/8"-9 FULL, GR 2, Y/D
13	SN396		LOCK WASHER, 7/8" SPLIT TYPE MED, Y/D
14	SN1675		HEX BOLT, 3/4"-10 X 4 1/2", GR5, Y/D
15	SNB2606		CENTER MAST SPACER
16	SN3564		WIRE LOCK PIN, 3/8" X 1 1/2"
17	SN6440		ROLL PIN, 1/4" X 1 3/4" MEDIUM DUTY, Y/D
18	SNDR12031		PIN, 1" X 6" (4 1/4"), Y/D W/ROLL PIN
19	SNBT10154		THREE POINT HITCH BRACKET, UPPER RIGHT
20	SNBT10376		THREE POINT HITCH BRACKET, UPPER LEFT
21	SN6557		BUSHING, CATEGORY II TO III, 1 1/4" OD X 1" ID, 1 3/4" LONG

I0003541
PR: t05g30m02c0007

9412 THREE-POINTED MOUNTED DRILL
SERVICE PARTS

12', 15' & 20' THREE-POINT HITCH
ASSEMBLY



**9412 THREE-POINTED MOUNTED DRILL
SERVICE PARTS**

23

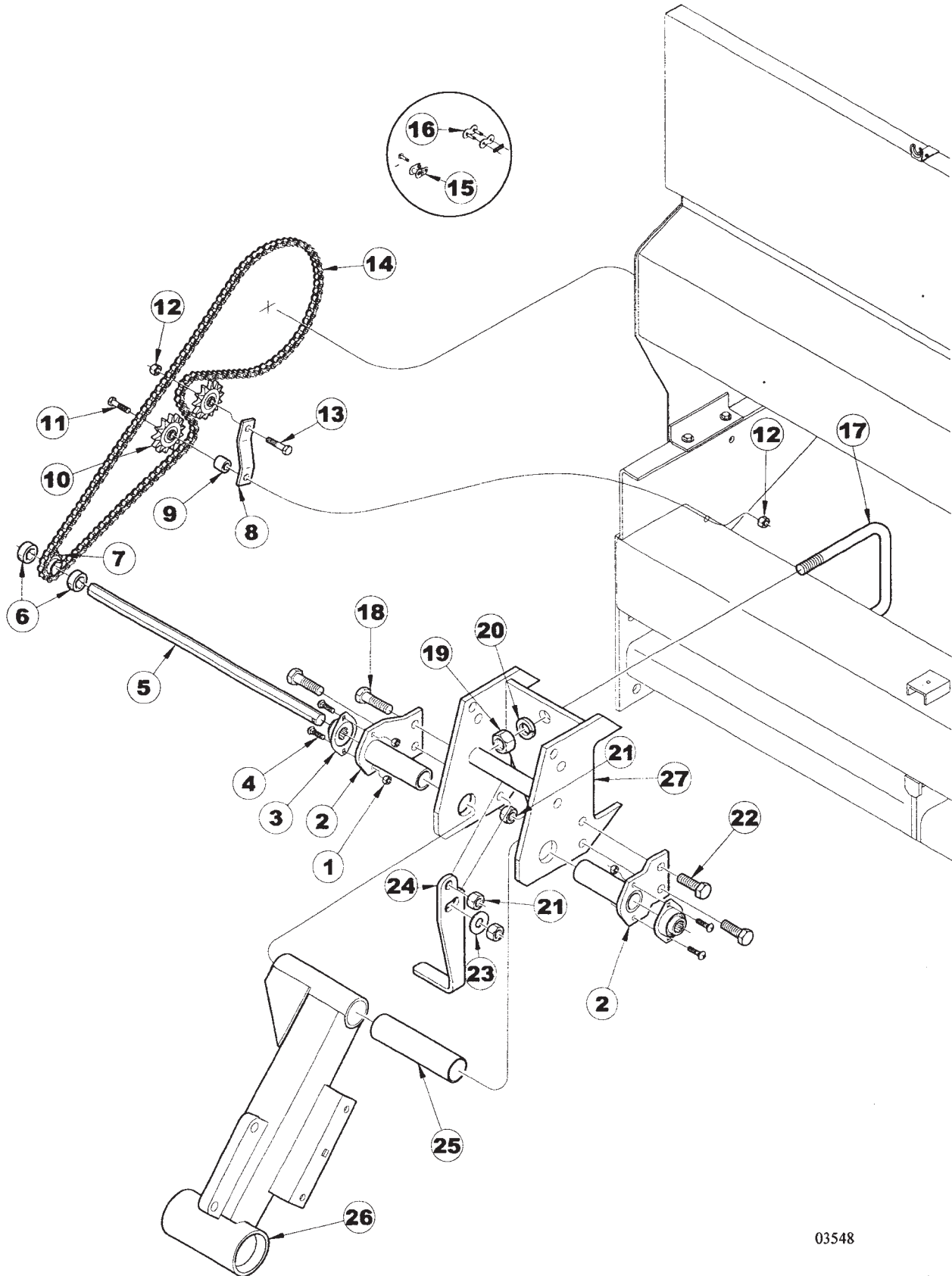
**12', 15' & 20' THREE-POINT HITCH
ASSEMBLY**

ITEM	NUMBER	QTY	DESCRIPTION
1	SN7896		L-BOLT, 1"-8 X 9" X 9", Y/D
2	SN7070		U-BOLT, 1"-8 X 9" X 8 1/16" W, GR 5, Y/D
3	SN7072		THREE POINT HITCH BRACKET, LOWER LEFT, 1" U-BOLT
4	SN7071		THREE POINT HITCH BRACKET, LOWER RIGHT, 1" U-BOLT
5	SN6997		SPACER, 6 1/4"
6	SN1283		LOCK WASHER, 1" SPLIT TYPE MED, Y/D
7	SN110		HEX NUT, 1"-8 FULL, GR 5, Y/D
8	SN2148		HEX BOLT, 3/4"-10 X 8 1/2", GR 5, Y/D
9	SN6817		PIN, 1 7/16" X 10 3/8" (8 3/4")
10	SN1860		PIN, 7/16" X 11/32" DIA, 2" L,KLIK
11	SN6818R		SPACER, 2.500" OD X 1.532" ID, 1" L
12	SN1040		LOCK WASHER, 3/4" SPLIT TYPE MED, Y/D
13	SN106		HEX NUT, 3/4"-10 FULL, GR 5, Y/D
14	SN1675		HEX BOLT, 3/4"-10 X 4 1/2", GR 5, Y/D
15	SN7900		THREE POINT HITCH BRACKET, UPPER LEFT, 1" L-BOLT
16	SN7899		THREE POINT HITCH BRACKET, UPPER RIGHT, 1" L-BOLT
17	SNB2606		CENTER MAST SPACER
18	SN4989		PIN, 1 1/4" X 6 3/8" (4 7/16") Y/D
19	SNFK150173		FLAT WASHER, 1" SAE

I0003543
PR: t05g30m02c0008

9412 THREE-POINTED MOUNTED DRILL
SERVICE PARTS

10', 12' & 15' UPPER GAUGE WHEEL
ASSEMBLY (RIGHT)



**9412 THREE-POINTED MOUNTED DRILL
SERVICE PARTS**

25

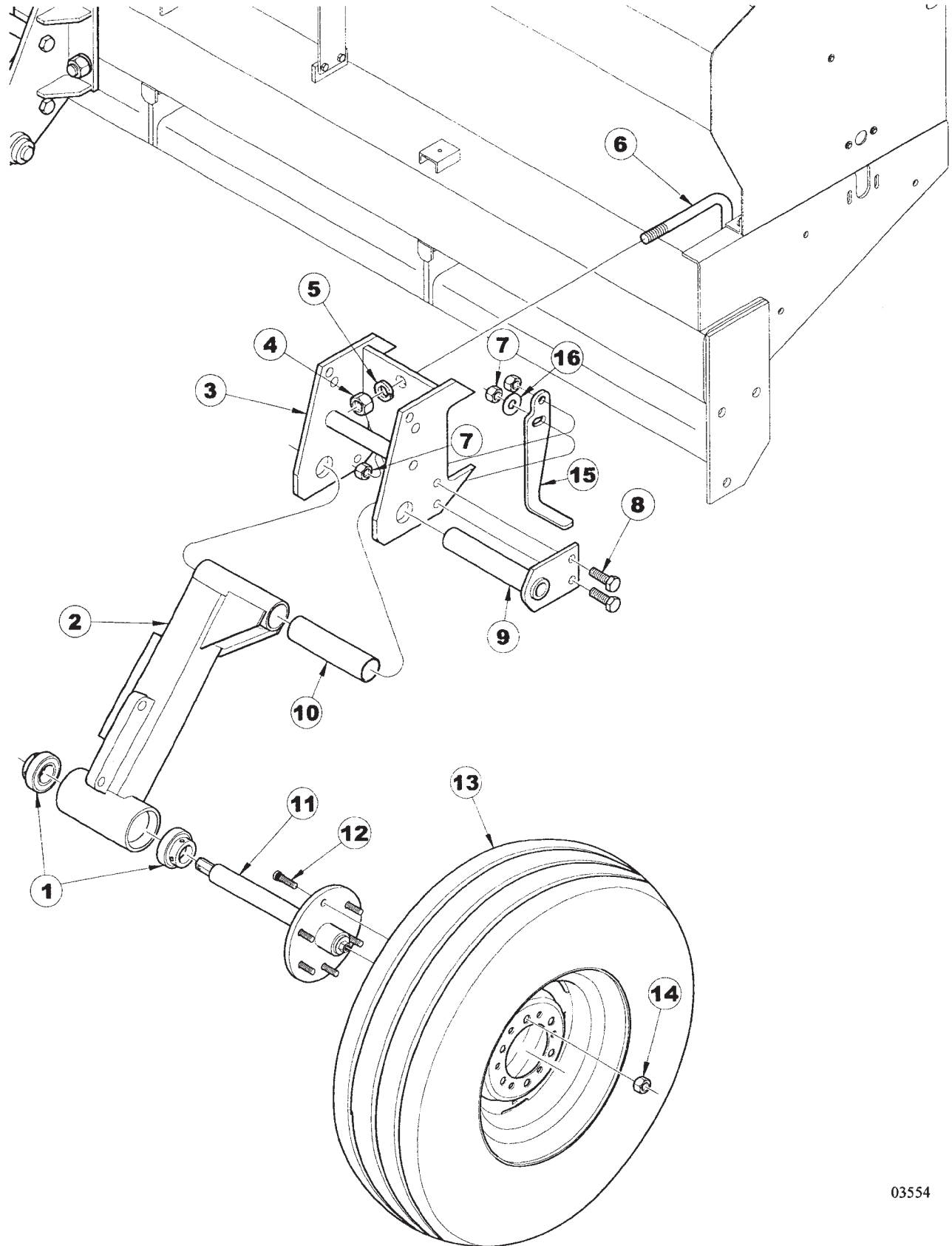
**10', 12' & 15' UPPER GAUGE WHEEL
ASSEMBLY (RIGHT)**

ITEM	NUMBER	QTY	DESCRIPTION
1	SN6378		LOCK NUT, 5/16" HEX NYLON INSERT GR 5, Y/D
2	SN9029		PIVOT BRACKET, GAUGE WHEEL
3	SN9081		BEARING, 7/8" HEX BORE
4	SN6376		CARRIAGE BOLT, 5/16"-18 X 1" GR 5, Y/D
5	SN9147		JACKSHAFT, 7/8" HEX, 19"L (10' DRILL)
	SN9148		JACKSHAFT, 7/8" HEX, 24" L (12' & 15' DRILL)
6	SN9082		SET COLLAR, 7/8" HEX BORE, Y/D
7	SN9077		SPROCKET, 10 TOOTH, 7/8" HEX BORE
8	SN9161		IDLER BRACKET, UPPER
9	SN9166R		SPACER, IDLER SPROCKET, UPPER, 7/8" L
10	SNDR80029		SPROCKET, IDLER
11	SN156		HEX BOLT, 1/2"-13 X 3", GR 5 Y/D
12	SN2096		LOCK NUT, 1/2"-13 HEX NYLON INSERT, GR 8, Y/D
13	SN2045		HEX BOLT, 1/2"-13 X 1 3/4", GR5, Y/D
14	SN9176		CHAIN, 79 3/8" L, #50 (WITH CONNECTOR)
15	SNDR41007		LINK, SINGLE OFFSET #50 CHAIN
16	SNDR41008		LINK, SINGLE CONNECTING #50 CHAIN
17	SN7070		U-BOLT, 1"-8 X 9" X 8 1/16" W, GR 5, Y/D
18	SN1298		HEX BOLT, 5/8"-11 X 2 1/2", GR 5, Y/D
19	SN110		HEX NUT, 1"-8 FULL, GR 5, Y/D
20	SN1283		LOCK WASHER, 1" SPLIT TYPE MED, Y/D
21	SN669-1		LOCK NUT, 5/8" HEX NYLON INSERT, GR 5, Y/D
22	SN670		HEX BOLT, 5/8"-11 X 2", GR 5, Y/D
23	SN2089		FLAT WASHER, 5/8", Y/D
24	SN10292		ARM, WHEEL STOP RIGHT
25	SN9137		BUSHING, 2" OD X 1 3/4" ID, 8"L, PLASTIC
26	SN9129		GAUGE WHEEL AXLE, RT
27	SN9131		MOUNT, GAUGE WHEEL

I0003548
PR: t05g30m02c0009

9412 THREE-POINTED MOUNTED DRILL
SERVICE PARTS

10', 12' & 15' UPPER GAUGE WHEEL
ASSEMBLY (LEFT)



**9412 THREE-POINTED MOUNTED DRILL
SERVICE PARTS**

27

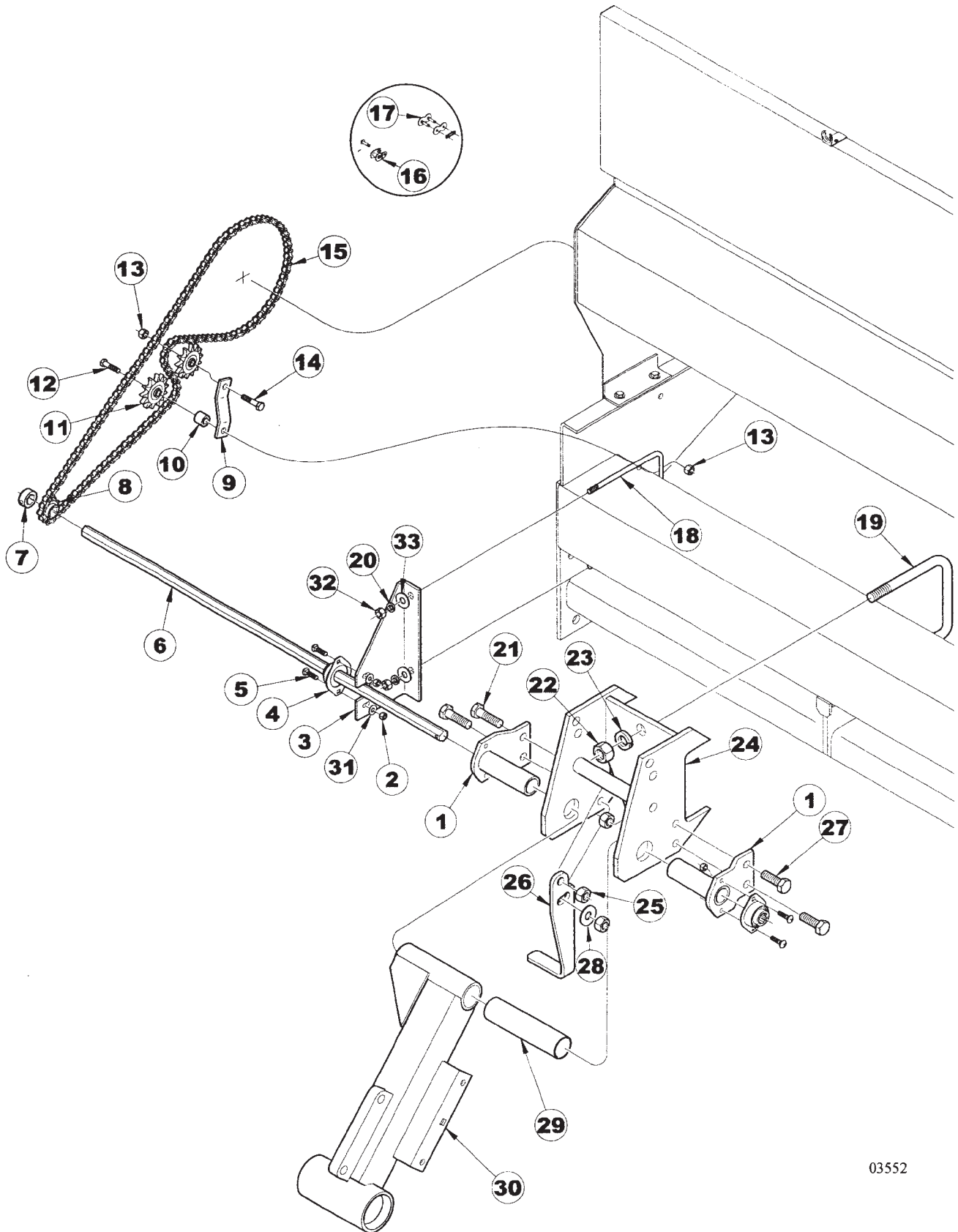
**10', 12' & 15' UPPER GAUGE WHEEL
ASSEMBLY (LEFT)**

ITEM	NUMBER	QTY	DESCRIPTION
1	SNDR30022		BEARING, 1 1/2" BORE W/LOCK COLLAR
2	SN9130		GAUGE WHEEL AXLE, LT
3	SN9131		MOUNT, GAUGE WHEEL
4	SN110		HEX NUT, 1"-8 FULL, GR 5, Y/D
5	SN1283		LOCK WASHER, 1" SPLIT TYPE MED, Y/D
6	SN7070		U-BOLT, 1"-8 X 9" X 8 1/16" W, GR 5, Y/D
7	SN669-1		LOCK NUT, 5/8" HEX NYLON INSERT, GR 5, Y/D
8	SN670		HEX BOLT, 5/8"-11 X 2", GR 5, Y/D
9	SN9134		PIN, GAUGE WHEEL, 10"L
10	SN9137		BUSHING, 2" OD X 1 3/4" ID, 8"L, PLASTIC
11	SN9136		SPINDLE, GAUGE WHEEL, 6 BOLT HUB
12	SN7784		SHOULDER BOLT, 1/2"-20 X 1 7/8" PRESS IN, 3/8" SHOULDER
13	SN5151		TIRE, 9.5L 8 PLY TUBELESS W/15 X 6 WHEEL ASSY 6 BOLT
	SN3578		TIRE, 9.5L X 15, 8 PLY, TUBELESS (FIRESTONE)
	SN5094		WHEEL, 15 X 6, 6-BOLT
	SN3577		VALVE STEM
14	SN1611		LUG NUT, 1/2"-20, GR 5, 90 DEG TAPER, Y/D
15	SN10293		ARM, WHEEL STOP LEFT
16	SN2089		FLAT WASHER, 5/8", Y/D

I0003554
PR: t05g30m02c0010

9412 THREE-POINTED MOUNTED DRILL
SERVICE PARTS

20' UPPER GAUGE WHEEL ASSEMBLY



**9412 THREE-POINTED MOUNTED DRILL
SERVICE PARTS**

29

20' UPPER GAUGE WHEEL ASSEMBLY

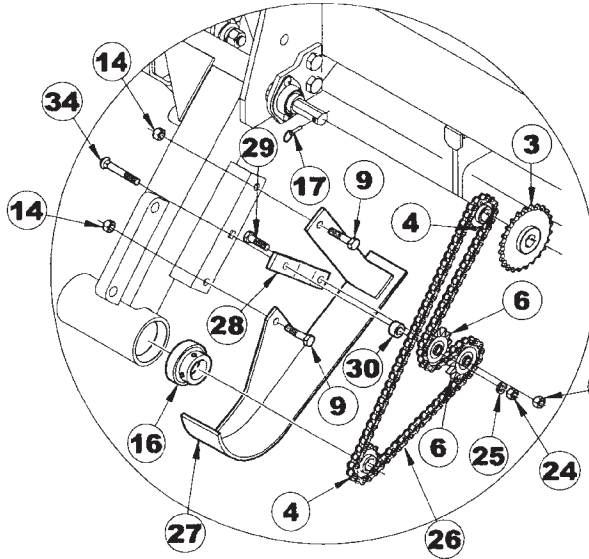
ITEM	NUMBER	QTY	DESCRIPTION
1	SN9029		PIVOT BRACKET, GAUGE WHEEL
2	SN6378		LOCK NUT, 5/16" HEX NYLON INSERT GR 5, Y/D
3	SN9170		BEARING BRACKET, RT (SHOWN)
	SN9171		BEARING BRACKET, LT
4	SN9081		BEARING, 7/8" HEX BORE
5	SN6376		CARRIAGE BOLT, 5/16"-18 X 1" GR 5, Y/D
6	SN9149		JACKSHAFT, 7/8" HEX, 42" L
7	SN9082		SET COLLAR, 7/8" HEX BORE, Y/D
8	SN9077		SPROCKET, 10 TOOTH, 7/8" HEX BORE
9	SN9161		IDLER BRACKET, UPPER
10	SN9166R		SPACER, IDLER SPROCKET, UPPER, 7/8" L
11	SNDR80029		SPROCKET, IDLER
12	SN156		HEX BOLT, 1/2"-13 X 3", GR 5 Y/D
13	SN2096		LOCK NUT, 1/2"-13 HEX NYLON INSERT, GR 8, Y/D
14	SN2045		HEX BOLT, 1/2"-13 X 1 3/4", GR5, Y/D
15	SN9176		CHAIN, 79 3/8" L NO. 50 WITH CONNECTOR
16	SNDR41007		LINK, SINGLE OFFSET #50 CHAIN
17	SNDR4100		LINK, SINGLE CONNECTING #50 CHAIN
18	SNDR80018		U-BOLT, 1/2"-13 X 8 1/4" X 7 5/8" W, GR 5, Y/D
19	SN7070		U-BOLT, 1"-8 X 9" X 8 1/16" W, GR 5, Y/D
20	SN113		LOCK WASHER, 1/2" SPLIT TYPE MED, Y/D
21	SN1298		HEX BOLT, 5/8"-11 X 2 1/2", GR 5, Y/D
22	SN110		HEX NUT, 1"-8 FULL, GR 5, Y/D
23	SN1283		LOCK WASHER, 1" SPLIT TYPE MED, Y/D
24	SN9131		MOUNT, GAUGE WHEEL
25	SN669-1		LOCK NUT, 5/8" HEX NYLON INSERT, GR 5, Y/D
26	SN10292		ARM, WHEEL STOP RIGHT
	SN10293		ARM, WHEEL STOP LEFT
27	SN670		HEX BOLT, 5/8"-11 X 2", GR 5, Y/D
28	SN2089		FLAT WASHER, 5/8", Y/D
29	SN9137		BUSHING, 2" OD X 1 3/4" ID, 8"L, PLASTIC
30	SN9129		GAUGE WHEEL AXLE, RT (SHOWN)
	SN9130		GAUGE WHEEL AXLE, LT
31	SN6377		FLAT WASHER, 5/16" Y/D
32	SN114		HEX NUT, 1/2"-13 FULL, GR2, Y/D
33	SN486		1/2" FLAT WASHER

I0003552
PR: t05g30m02c0011

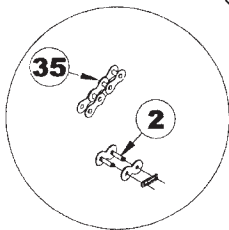
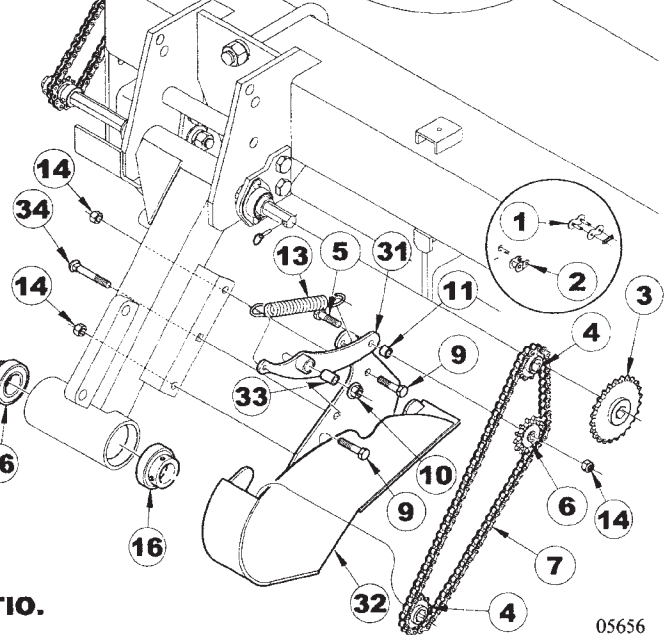
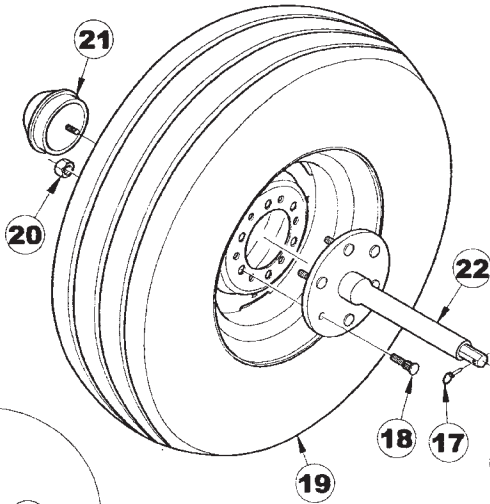
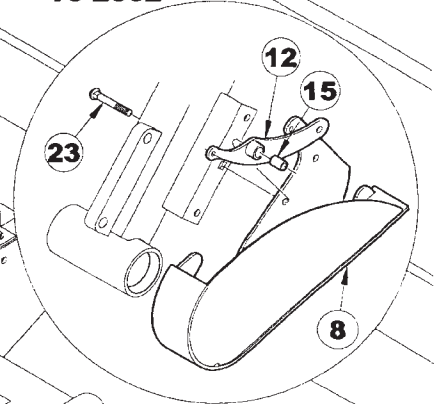
9412 THREE-POINTED MOUNTED DRILL
SERVICE PARTS

10', 12', 15' & 20' LOWER GAUGE WHEEL
ASSEMBLY

YEAR 2000
AND EARLIER DRILLS



YEAR 2000
TO 2002



ITEMS #2 & #35 ARE USED
WITH SPROCKET #3 WHEN
SEEDING AT A 2:1 OR 1:2 RATIO.

**9412 THREE-POINTED MOUNTED DRILL
SERVICE PARTS**

31

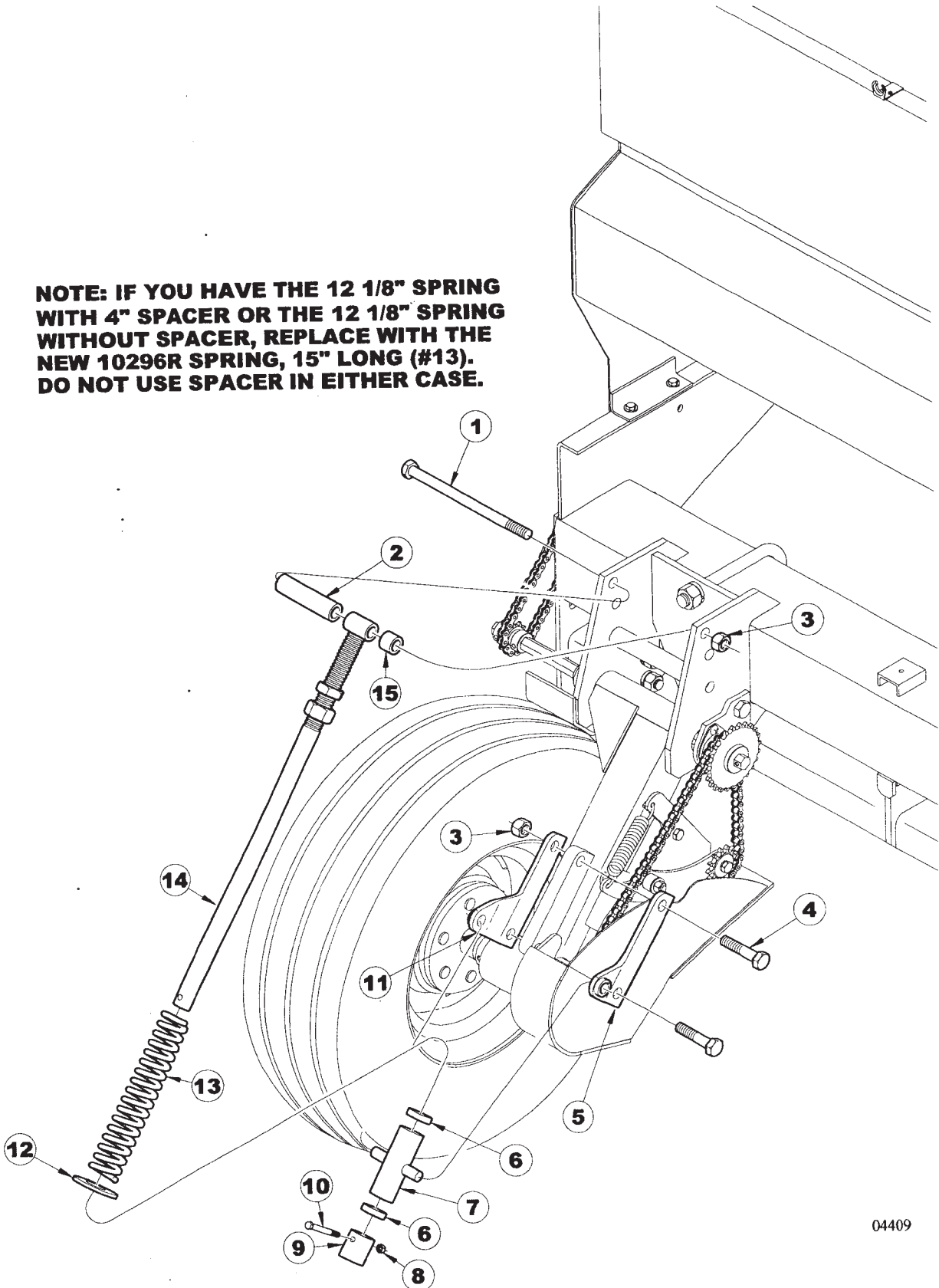
**10', 12', 15' & 20' LOWER GAUGE WHEEL
ASSEMBLY**

ITEM	NUMBER	QTY	DESCRIPTION
1	SNDR41008		LINK, SINGLE CONNECTING #50 CHAIN
2	SNDR41007		LINK, SINGLE OFFSET #50 CHAIN
3	SN9079		SPROCKET, 24 TOOTH, 7/8" HEX BORE
4	SN9078		SPROCKET, 12 TOOTH, 7/8" HEX BORE
5	SN112		HEX BOLT, 1/2"-13 X 2 1/2" GR 5, Y/D
6	SNDR80029		SPROCKET, IDLER
7	SN12360		CHAIN, 48 11/16" L NO. 50
8	SN9882		CHAIN GUARD, GW, LT
	SN9881		CHAIN GUARD, GW, RT
9	SN1823		HEX BOLT, 1/2"-13 X 1 1/4", GR 5, Y/D
10	SN9683		HFN 1/2"-13 GR5 Y/D
11	SN9886		BUSHING, 3/4" OD X 1/2" ID, 17/32" L
12	SN9884		IDLER BRACKET, LEFT
	SN9883		IDLER BRACKET, RIGHT
13	SN10325		SPRING, .105" WIRE DIA X 4 3/4" L EXTENSION Y/D
14	SN2096		LOCK NUT, 1/2"-13 HEX NYLON INSERT
15	SN9887		BUSHING, 3/4" OD X 1/2" ID, 1 1/16"L, Y/D
16	SNDR30022		BEARING, 1 1/2" BORE W/LOCK COLLAR
17	SN9083		KLIK PIN, 1/4" DIA X 2 1/8"
18	SN7784		SHOULDER BOLT, 1/2"-20 X 1 7/8" PRESS IN, 3/8" SHOULDER
19	SN5151		TIRE, 9.5L 8 PLY TUBELESS W/15 X 6 WHEEL ASSY 6 BOLT
	SN3578		TIRE, 9.5L X 15, 8 PLY, TUBELESS
	SN5094		WHEEL, 15 X 6, 6-BOLT
	SN3577		VALVE STEM
20	SN1611		LUG NUT, 1/2"-20, GR 5, 90 DEG TAPER, Y/D
21	SNDR41515		ACREMETER, 9.5L-15 X 10'
	SN9652		ACREMETER, 9.5L-15 X 12 1/2'
	SNDR41516		ACREMETER, 9.5L-15 X 15'
	SNDR41517		ACREMETER, 9.5L/11L-15 X 20'
22	SN9136		SPINDLE, GAUGE WHEEL, 6 BOLT HUB
23	SN9939		CARRIAGE BOLT, 1/2"-13 X 2 1/2", GR5, Y/D
24	SN114		HEX NUT, 1/2"-13 FULL, GR 2, Y/D
25	SN113		LOCK WASHER, 1/2" SPLIT TYPE MED, Y/D
26	SN9177		CHAIN, 55 5/8" L NO. 50
27	SN9111		CHAIN GUARD, GW, RT
	SN9112		CHAIN GUARD, GW, LT
28	SN9160		IDLER BRACKET, LOWER
29	SN2045		HEX BOLT, 1/2"-13 X 1 3/4", GR5, Y/D
30	SN9165		SPACER, IDLER SPROCKET, LOWER, 9/16"L
31	SN10357		IDLER WELDMENT, CHAIN LEFT
	SN10356		IDLER WELDMENT, CHAIN RIGHT
32	SN10359		GUARD, CHAIN LEFT
	SN10358		GUARD, CHAIN RIGHT
33	SN10355		BUSHING, IDLER .750" OD X .532" ID, 1 9/16" L
34	SN9178		CARRIAGE BOLT, 1/2"-13 X 3", GR 5, Y/D
35	SN12361		CHAIN, 2 7/16" L NO. 50

I0005656
PR: t05g30m02c0012

TURNBUCKLE ASSEMBLY

NOTE: IF YOU HAVE THE 12 1/8" SPRING WITH 4" SPACER OR THE 12 1/8" SPRING WITHOUT SPACER, REPLACE WITH THE NEW 10296R SPRING, 15" LONG (#13). DO NOT USE SPACER IN EITHER CASE.



**9412 THREE-POINTED MOUNTED DRILL
SERVICE PARTS**

33

TURNBUCKLE ASSEMBLY

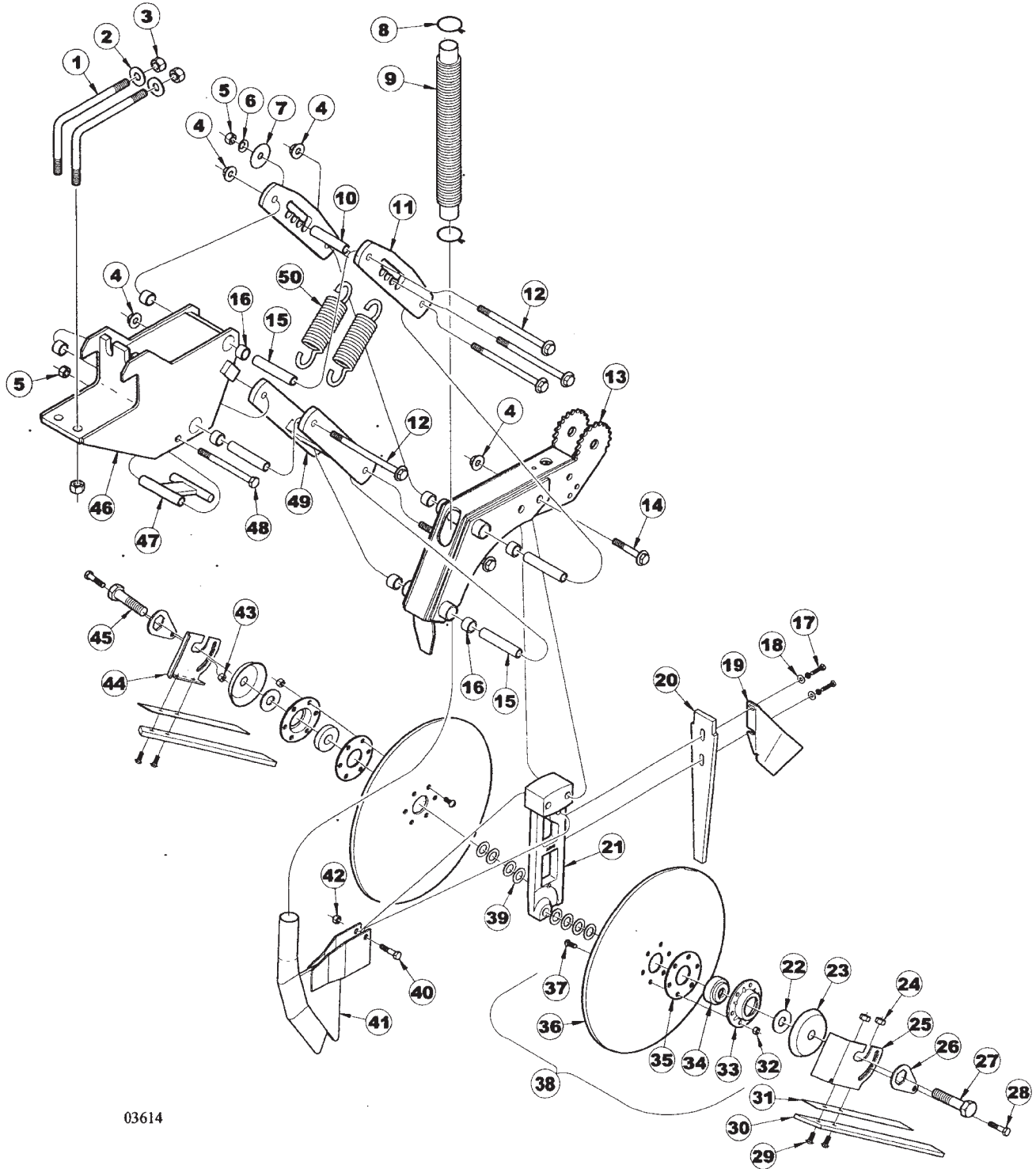
ITEM	NUMBER	QTY	DESCRIPTION
1	SN3411		HEX BOLT, 3/4"-10 X 11", GR 5, Y/D
2	SN9163		SPACER, GW MOUNT, 5 1/8" L
3	SNHEN3410		LOCK NUT, 3/4" HEX NYLON INSERT, GR 5, Y/D
4	SN1345		HEX BOLT, 3/4"-10 X 3", GR 5, Y/D
5	SN7519		BRACKET, GAUGE WHEEL LEFT
6	SN7638R		SPACER TUBE, 1/2"
7	SN7517		CROSS, GAUGE WHEEL
8	SN3567		LOCK NUT, 3/8"-16 HEX NYLON INSERT, GR 2, Y/D
9	SN10569		COLLAR, 1.750" OD X 1.274" ID, 2" L
10	SN2487		HEX BOLT, 3/8"-16 X 2 1/2", GR 5, Y/D
11	SN7518		BRACKET, GAUGE WHEEL RIGHT
12	SNFK150172		FLAT WASHER, 1 1/4" SAE, Y/D
13	SN10296		* SPRING, 2.1875" OD X 1.4375" ID X 15" L, COMPRESSION .375" DIA
14	SNB4103		TURNBUCKLE SCREW, Y/D
15	SN9164		SPACER, GW MOUNT, 1" L

*NOTE: IF YOU HAVE THE 12 1/8" SPRING
WITH 4" SPACER OR THE 12 1/8" SPRING
WITHOUT SPACER, REPLACE WITH THE NEW
10296R SPRING 15" LONG (#13). DO NOT USE
THE SPACER IN EITHER CASE.

I0004409
PR: t05g30m02c0013

9412 THREE-POINTED MOUNTED DRILL
SERVICE PARTS

ALL PURPOSE OPENER ASSEMBLY (YEAR 2000
& EARLIER DRILLS)



**9412 THREE-POINTED MOUNTED DRILL
SERVICE PARTS**

35

**ALL PURPOSE OPENER ASSEMBLY (YEAR 2000
& EARLIER DRILLS)**

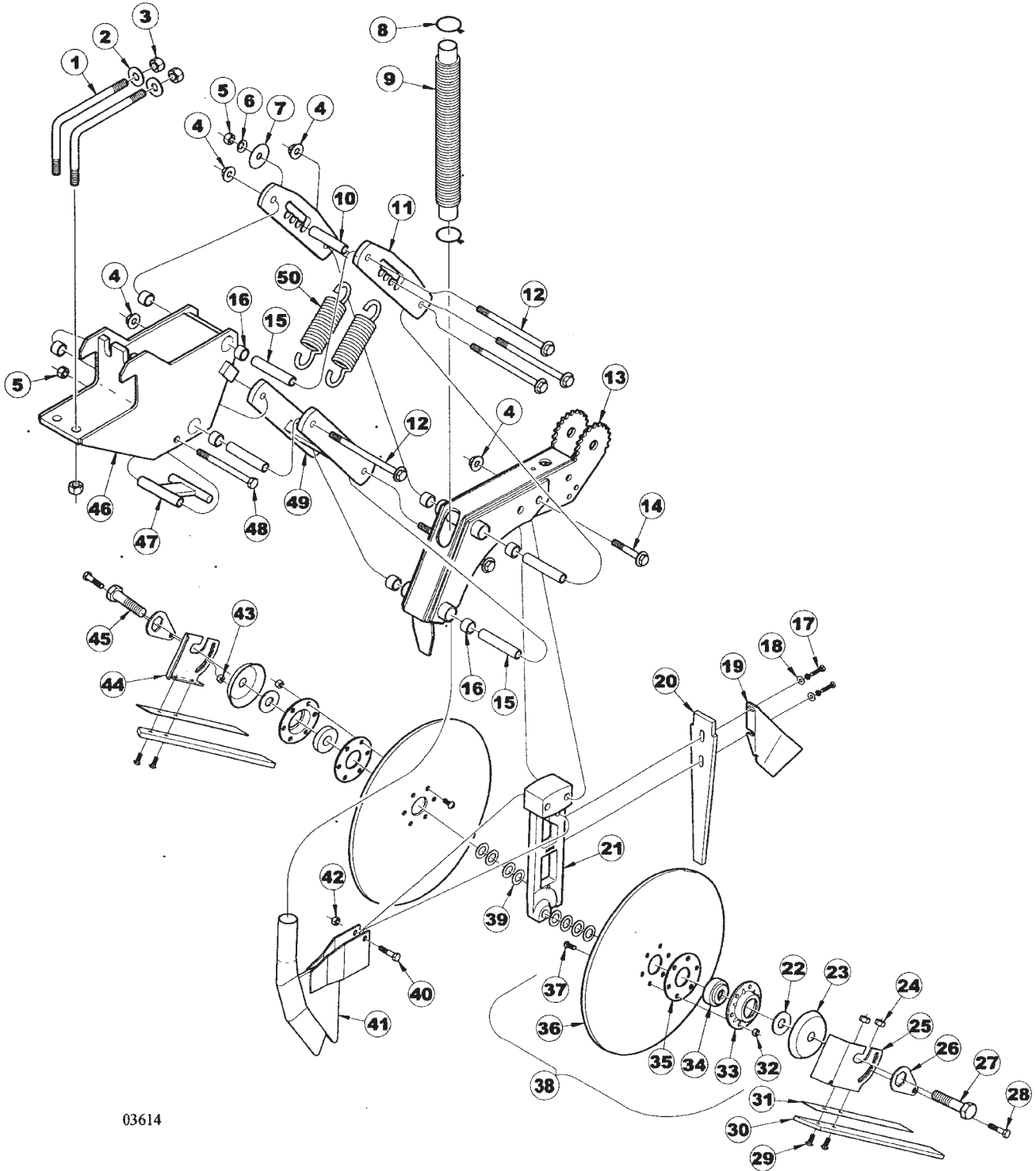
ITEM	NUMBER	QTY	DESCRIPTION
1	SN7024		L-BOLT, 5/8"-11 X 4 5/8" X 6 5/8", Y/D
2	SNFK150283		FLAT WASHER, 5/8" SAE, Y/D
3	SN669-1		LOCK NUT, 5/8" HEX NYLON INSERT, GR 5, Y/D
4	SN9683		1/2"-13 FLANGE TOPLOCK NUT GR G CAD/WAX
5	SN2096		LOCK NUT, 1/2"-13 HEX NYLON INSERT
6	SN6618		WASHER, .531"ID X .813"OD,.129" CROWN HEIGHT, CURVED
7	SN6619		WASHER, .531" ID X 2.000" OD X .058" THICK, Y/D
8	SNDR12011		CLAMP, SEED TUBE
9	SNDR20004		SEED TUBE, RUBBER
10	SN7033B		SPACER TUBE, 4 1/2" L, ALL PURPOSE
11	SN7032		PARALLEL LINKAGE, 11" TOP, ALL PURPOSE
12	SN9680		HHFS 1/2"-13 X 6 1/2" GR5 Y/D
13	SN7034B		OPENER FRAME, ALL PURPOSE
14	SN9682		HHFS 1/2"-13 X 3 3/4" GR5 Y/D
15	SN7029		CLAMP BUSHING, 4 21/32"
16	SN5935		BUSHING, 1" OD X 3/4" ID, 5/8" L (HARD) SPRING
17	SN3722		HEX BOLT, 5/16"-18 X 1", GR 5, Y/D
18	SN6377		FLAT WASHER, 5/16" Y/D
19	SN7803		SCRAPER, SHORT RIGID
	SN7804		SCRAPER, LONG RIGID
20	SN7202		TRASH DEFLECTOR
21	SN7272		OPENER BAR, ALL PURPOSE (LONG) (SHOWN)
	SN7271		OPENER BAR, ALL PURPOSE (SHORT)
22	SN893		FLAT WASHER, 3/4" Y/D
23	SNB1127		DUST CAP
24	SN6378		LOCK NUT, 5/16" HEX NYLON INSERT GR 5, Y/D
25	SN7205		MOUNTING BRACKET, SOIL CONTROL DEVICE LEFT
26	SN7203		LOCKING ARM
27	SNDR81044		HEX BOLT, 3/4"-10 LH X 2", GR 5, Y/D
28	SN1193		HEX BOLT, 3/8"-16 X 3/4", GR 5, Y/D
29	SN6376		CARRIAGE BOLT, 5/16"-18 X 1" GR 5, Y/D
30	SN7201		SOIL CONTROL STRIP
31	SN7859		SUPPORT, SOIL CONTROL STRIP
32	SNDR10508		LOCK NUT, 5/16"-18 HEX CENTER GR 2, Y/D
33	SNB1120		BEARING FLANGE, 6 HOLE, Y/D

CONTINUED

I0003614
PR: t05g30m02c0014

9412 THREE-POINTED MOUNTED DRILL
SERVICE PARTS

ALL PURPOSE OPENER ASSEMBLY (YEAR 2000
& EARLIER DRILLS)



**9412 THREE-POINTED MOUNTED DRILL
SERVICE PARTS**

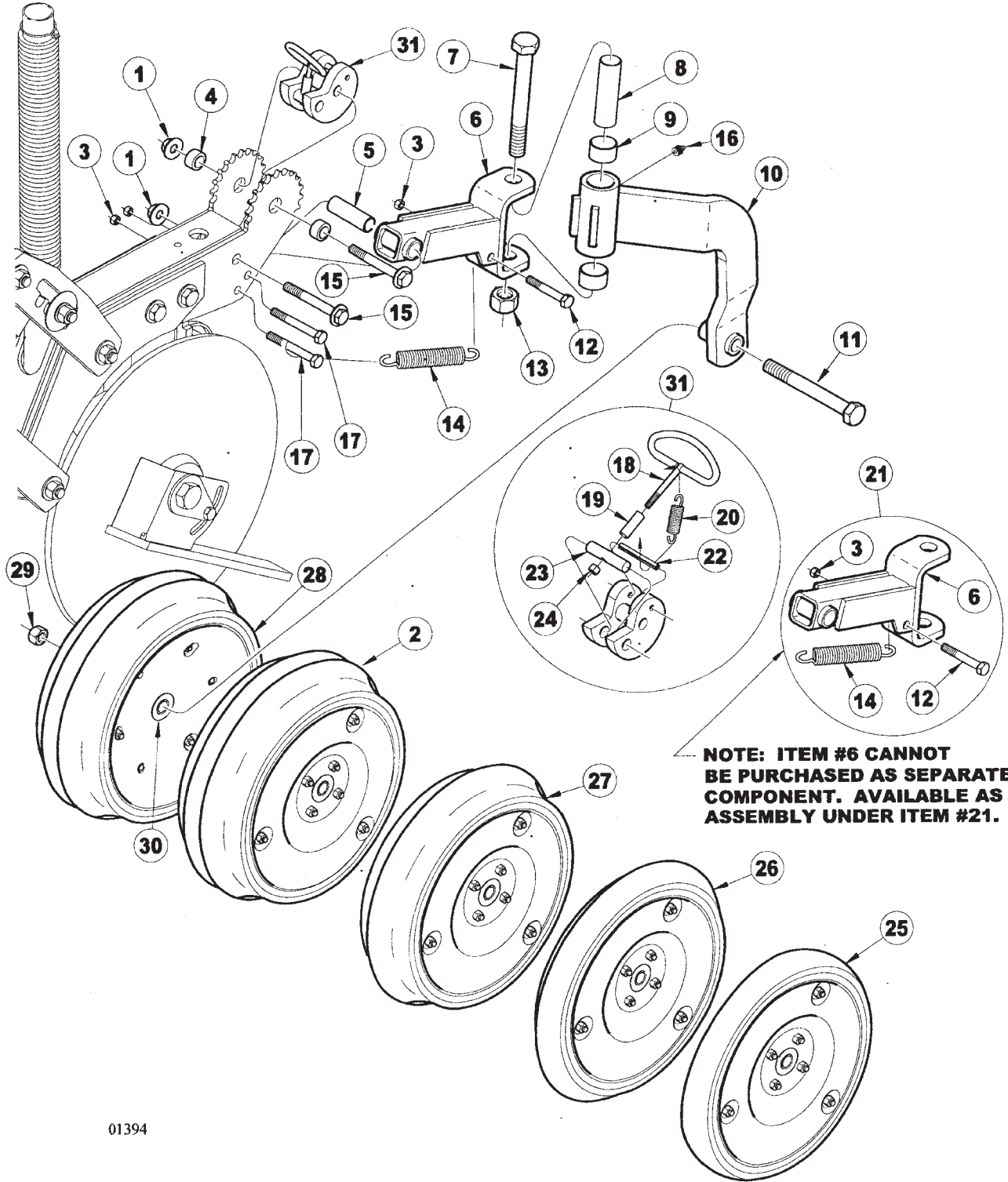
37

**ALL PURPOSE OPENER ASSEMBLY (YEAR 2000
& EARLIER DRILLS)**

ITEM	NUMBER	QTY	DESCRIPTION
34	SNDR30005		BEARING
35	SNB5000		BEARING PLATE, 6 HOLE, Y/D
36	SN7176		15" BLADE, 1 1/2" BORE 3.5 MM 6 BOLT
37	SN6514		CAP SCREW, 5/16"-18 X 3/4" BUTTON SOCKET HEAD, GR 8 BLACK
38	SN7261		OPENER BLADE & BRG ASSEMBLY, ALL PURPOSE
39	SNDR80011		WASHER, MACHINE
40	SN175		HEX BOLT, 3/8"-16 X 1 1/2", GR 5, Y/D
41	SN7038		SEED TUBE, ALL PURPOSE
42	SN3566		LOCK NUT, 3/8"-16 HEX CENTER, GR 2, Y/D
43	SN3567		LOCK NUT, 3/8"-16 HEX NYLON INSERT, GR 2, Y/D
44	SN7204		MOUNTING BRACKET, SOIL CONTROL DEVICE RIGHT
45	SN1220		HEX BOLT, 3/4"-10 X 2", GR 5 Y/D
46	SN7028		OPENER MOUNT, LONG, ALL PURPOSE (SHOWN)
	SN7027		OPENER MOUNT, SHORT, ALL PURPOSE
47	SN7030B		SPRING ANCHOR, ALL PURPOSE
48	SN840		HEX BOLT, 1/2"-13 X 5 1/2", GR 5, Y/D
49	SN7031		PARALLEL LINKAGE, 11" LOWER, ALL PURPOSE
50	SN7026		SPRING, 1.6875" OD X 1.1635" ID, 7 5/16" L, EXTENSION
	SN9105		ALL PURPOSE OPENER ASSEMBLY, SHORT RIGID (INCLUDES ALL ABOVE ITEMS AND THE ALL PURPOSE PRESS WHEEL FRAME ASSEMBLY, LESS THE PRESS WHEELS.)
	SN9106		ALL PURPOSE OPENER ASSEMBLY, LONG RIGID (INCLUDES ALL ABOVE ITEMS AND THE ALL PURPOSE PRESS WHEEL FRAME ASSEMBLY, LESS THE PRESS WHEELS.)

I0003614
PR: t05g30m02c0014

ALL PURPOSE PRESS WHEEL ASSEMBLY
(YEAR 2000 & EARLIER DRILLS)



**9412 THREE-POINTED MOUNTED DRILL
SERVICE PARTS**

39

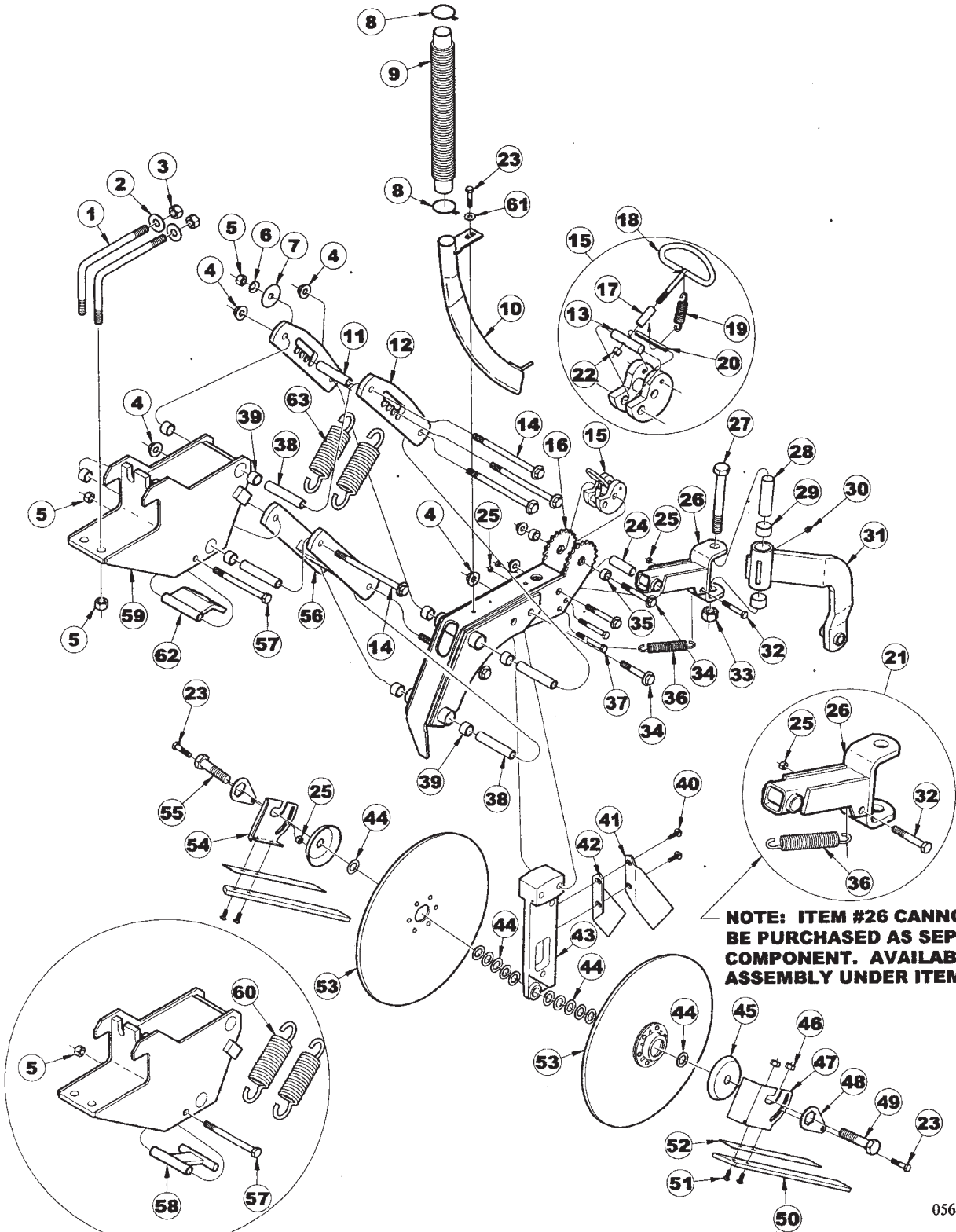
**ALL PURPOSE PRESS WHEEL ASSEMBLY
(YEAR 2000 & EARLIER DRILLS)**

ITEM	NUMBER	QTY	DESCRIPTION
1	SN9683		1/2-13 FLANGE TOPLOCK NUT GR G CAD/WAX
2	SN7375		PRESS WHEEL ASSEMBLY, 3" X 13", DOUBLE RIB STEEL RIM
3	SN3567		LOCK NUT, 3/8"-16 HEX NYLON INSERT, GR 2, Y/D
4	SN7384		BUSHING, DEPTH CONTROL, 1/2"
5	SN7042		CLAMP BUSHING, .750" OD X .532" ID, 109 W, 2 5/64" L
6	SN7041		PRESS WHEEL FRAME, SWIVEL
7	SN1021		HEX BOLT, 3/4"-10 X 5 1/2", GR 5, Y/D
8	SN7043		CLAMP BUSHING, 1" O.D. X .760" I.D., 3 5/8" L.
9	SN5934		BUSHING, 1 1/4" OD X 1" ID, 5/8" L (HARD) SPRING
10	SN9101		PRESS WHEEL FRAME, REAR, ALL PURPOSE
11	SN2557		HEX BOLT, 5/8"-11 X 4 1/2", GR 5, Y/D
12	SN2487		HEX BOLT, 3/8"-16 X 2 1/2", GR 5, Y/D
13	SNHEN3410		K NUT, 3/4" HEX NYLON INSERT, GR 5, Y/D
14	SN9708		SPRING, .162" WIRE DIA X 5" L EXTENSION
15	SN9682		HHFS 1/2"-13 X 3 3/4" GR5 Y/D
16	SN2098-1		GREASE ZERK, 1/8" NPTF, 5/8" L.
17	SN3806		HEX BOLT, 3/8"-16 X 3", GR 5, Y/D
18	SN7040		DEPTH LOCK
19	SN7085		DEPTH LOCK SPACER
20	SN7083		EXTENSION SPRING, .5" O.D. X .375" I.D., 1 1/2" L.
21	SN10333		PRESS WHEEL FRAME SWIVEL, W/SPRING, ALL PURPOSE
22	SN6440		ROLL PIN, 1/4" X 1 3/4" MEDIUM DUTY, Y/D
23	SN7084		DEPTH LOCK PIN, Y/D
24	SN3881		LOCK NUT, 1/4"-20 HEX NYLON INSERT, GR 2, Y/D
25	SN6867		2" X 13" SMOOTH CROWN STEEL RIM PRESS WHEEL ASSY.
26	SN6868		2" X 13" V-CROWN STEEL RIM PRESS WHEEL ASSY.
27	SN6866		3" X 13" CENTER RIB STEEL RIM PRESS WHEEL ASSY.
28	SN6869		4" X 12" DOUBLE RIB NYLON RIM PRESS WHEEL ASSY.
29	SN669-1		LOCK NUT, 5/8" HEX NYLON INSERT, GR 5 Y/D
30	SN7218		BEARING, 40 MM
31	SN9102		DEPTH CAM ASSEMBLY, ALL PURPOSE (ITEMS 18, 19, 20, 22, 23 & 24)
	SN9105		ALL PURPOSE OPENER ASSEMBLY, SHORT RIGID, LESS PRESS WHEEL
	SN9106		ALL PURPOSE OPENER ASSEMBLY, LONG RIGID, LESS PRESS WHEEL

I0001394
PR: t05g30m02c0015

9412 THREE-POINTED MOUNTED DRILL
SERVICE PARTS

ALL PURPOSE HEADS UP OPENER ASSEMBLY
(YEAR 2001 & LATER DRILLS)



NOTE: ITEM #26 CANNOT BE PURCHASED AS SEPARATE COMPONENT. AVAILABLE AS ASSEMBLY UNDER ITEM #21.

SERIAL # 09412L20020060 & EARLIER

**9412 THREE-POINTED MOUNTED DRILL
SERVICE PARTS**

41

**ALL PURPOSE HEADS UP OPENER ASSEMBLY
(YEAR 2001 & LATER DRILLS)**

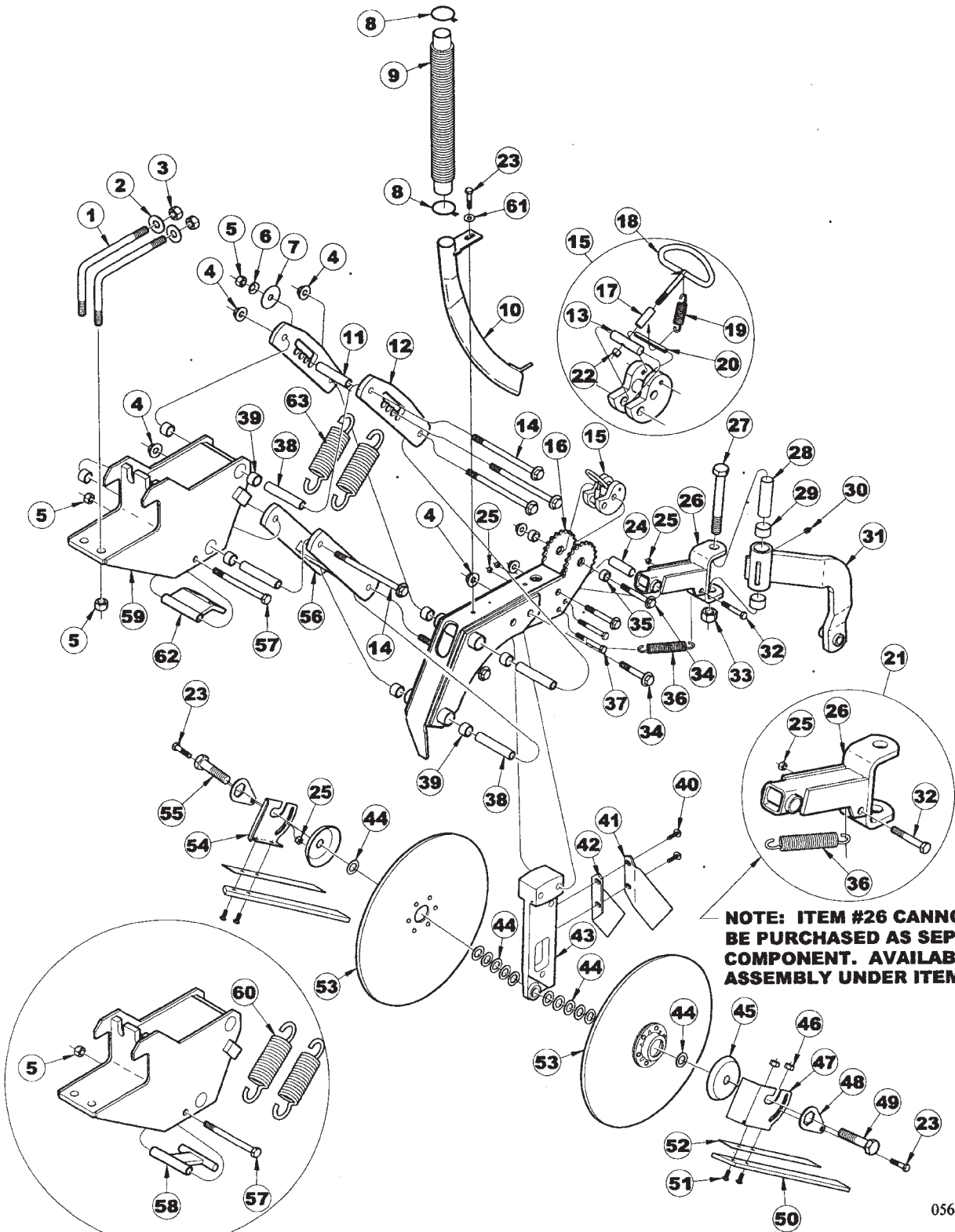
ITEM	NUMBER	QTY	DESCRIPTION
1	SN7024		L-BOLT, 5/8"-11 X 4 5/8" X 6 5/8", Y/D
2	SNFK150283		FLAT WASHER, 5/8" SAE, Y/D
3	SN669-1		LOCK NUT, 5/8" HEX NYLON INSERT, GR 5, Y/D
4	SN9683		1/2"-13 FLANGE TOPLOCK NUT GR G CAD/WAX
5	SN2096		LOCK NUT, 1/2"-13 HEX NYLON INSERT
6	SN6618		WASHER, .531" ID X .813" OD, .129" CROWN HEIGHT, CURVED SPRING
7	SN6619		WASHER, .531" ID X 2.000" OD X .058" THICK, Y/D
8	SNDR12011		CLAMP, SEED TUBE
9	SNDR20004		SEED TUBE, RUBBER
10	SN9937		SEED TUBE, ALL PURPOSE HEADS UP
11	SN7033B		SPACER TUBE, 4 1/2" L, ALL PURPOSE
12	SN7032		PARALLEL LINKAGE, 11" TOP, ALL PURPOSE
13	SN7084		DEPTH LOCK PIN, Y/D
14	SN9680		HHFS 1/2"-13 X 6 1/2" GR5 Y/D
15	SN9102		DEPTH CAM ASSY, ALL PURPOSE
16	SN7034B		OPENER FRAME, ALL PURPOSE
17	SN7085		SPACER, DEPTH LOCK, Y/D
18	SN7040		DEPTH LOCK, ALL PURPOSE, Y/D
19	SN7083		SPRING, .500" OD X .375" ID, 1 1/2" L EXTENSION
20	SN6440		ROLL PIN, 1/4" X 1 3/4" MEDIUM DUTY, Y/D
21	SN10333		PRESS WHEEL FRAME SWIVEL, W/SPRING, ALL PURPOSE
22	SN3881		LOCK NUT, 1/4"-20 HEX NYLON INSERT, GR 2, Y/D
23	SN1193		HEX BOLT, 3/8"-16 X 3/4", GR 5, Y/D
24	SN7042		CLAMP BUSHING, .750" OD X .532" ID, .109 W, 2 5/64" L
25	SN3567		LOCK NUT, 3/8"-16 HEX NYLON INSERT, GR 2, Y/D
26	SN7041		PRESS WHEEL FRAME, SWIVEL, ALL PURPOSE
27	SN1021		HEX BOLT, 3/4"-10 X 5 1/2", GR 5, Y/D
28	SN7043B		CLAMP BUSHING, 1" OD X .760" ID, .120" W, 3 5/8" L
29	SN5934		BUSHING, 1 1/4" OD X 1" ID, 5/8" L (HARD) SPRING
30	SN2098-1		GREASE ZERK, 1/8" NPTF, 5/8" L
31	SN9101		PRESS WHEEL FRAME, REAR, ALL PURPOSE (SERIAL # 09412F20020030 & EARLIER)
	SN7044B		PRESS WHEEL FRAME, REAR, ALL PURPOSE (SERIAL # 09412F20020031 & LATER)
32	SN2487		HEX BOLT, 3/8"-16 X 2 1/2", GR 5, Y/D
33	SNHEN3410		LOCK NUT, 3/4" HEX NYLON INSERT, GR 5, Y/D

CONTINUED

I0005654
PR: t05g30m02c0016

9412 THREE-POINTED MOUNTED DRILL
SERVICE PARTS

ALL PURPOSE HEADS UP OPENER ASSEMBLY
(YEAR 2001 & LATER DRILLS)



NOTE: ITEM #26 CANNOT BE PURCHASED AS SEPARATE COMPONENT. AVAILABLE AS ASSEMBLY UNDER ITEM #21.

SERIAL # 09412L20020060 & EARLIER

**9412 THREE-POINTED MOUNTED DRILL
SERVICE PARTS**

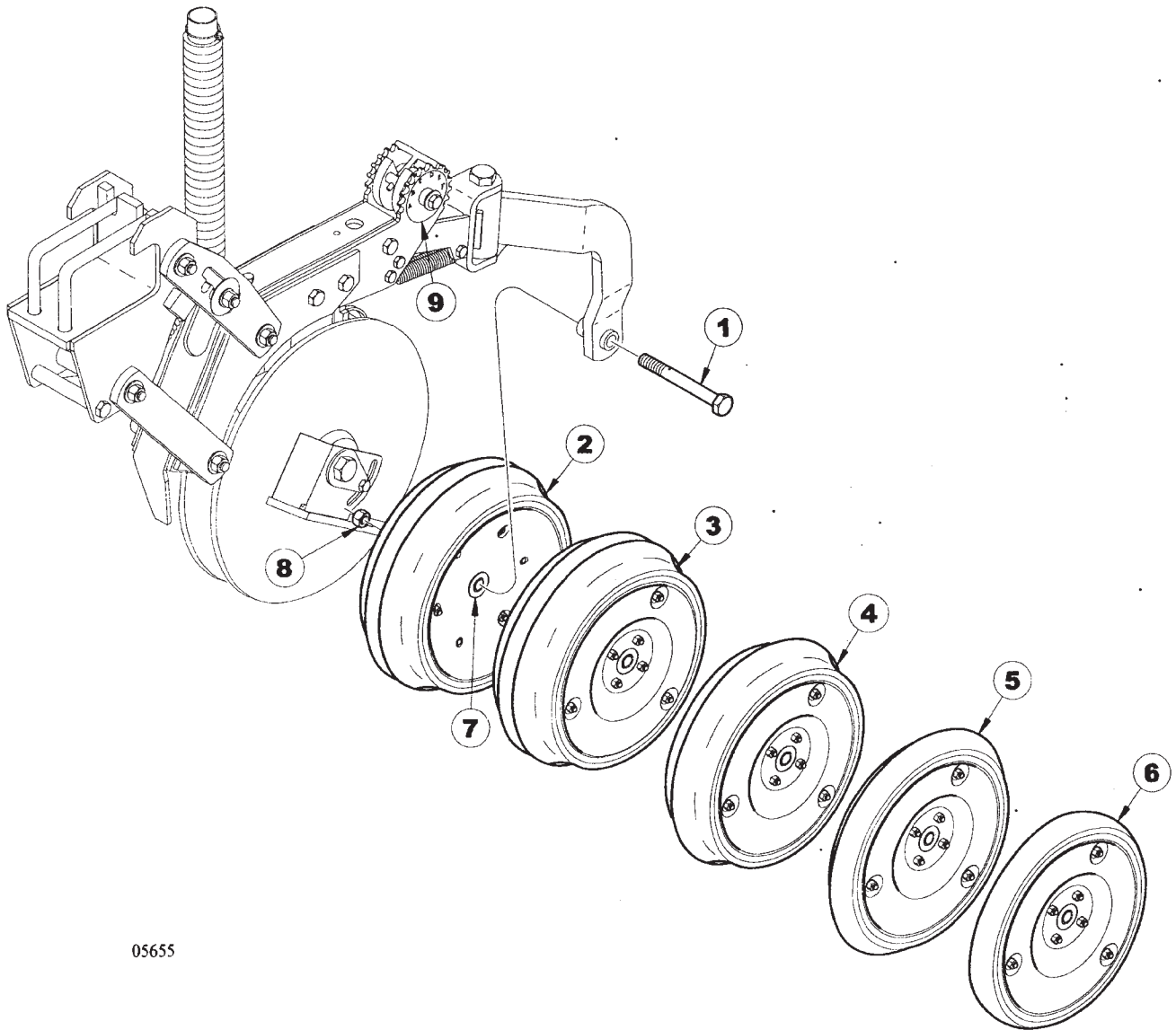
43

**ALL PURPOSE HEADS UP OPENER ASSEMBLY
(YEAR 2001 & LATER DRILLS)**

ITEM	NUMBER	QTY	DESCRIPTION
34	SN9682		HHFS 1/2"-13 X 3 3/4" GR5 Y/D
35	SN7384		BUSHING, DEPTH CONTROL, 1/2"
36	SN9708		SPRING, .162" WIRE DIA X 5" L EXTENS
37	SN3806		HEX BOLT, 3/8"-16 X 3", GR 5, Y/D
38	SN7029		CLAMP BUSHING, 4 21/32"
39	SN5935		BUSHING, 1" OD X 3/4" ID, 5/8" L (HARD) SPRING
40	SN10463		HEX FLANGE BOLT, 5/16"-18 X 3/4" GR5, Y/D
41	SN10127		SCRAPER, OPENER LEFT
42	SN10126		SCRAPER, OPENER RIGHT
43	SN9780		OPENER BAR, ALL PURPOSE HEADS UP
44	SNDR80011		WASHER, MACHINE
45	SNB1127		DUST CAP
46	SN6378		LOCK NUT, 5/16" HEX NYLON INSERT, GR 5 Y/D
47	SN7205		MOUNTING BRACKET, SOIL CONTROL DEVICE LEFT
48	SN7203		LOCKING ARM
49	SNDR81044		HEX BOLT, 3/4"-10 LH X 2", GR 5, Y/D
50	SN7201		SOIL CONTROL STRIP
51	SN6376		CARRIAGE BOLT, 5/16"-18 X1" GR 5, Y/D
52	SN7859		SUPPOT, SOIL CONTROL STRIP
53	SN9753N		OPENER BLADE & BRG ASSEMBLY, HEADS UP
54	SN7204		MOUNTING BRACKET, SOIL CONTROL DEVICE RIGHT
55	SN1220		HEX BOLT, 3/4"-10 X 2", GR 5 Y/D
56	SN10542		PARALLEL LINKAGE, 11" LOWER, ALL PURPOSE
57	SN840		HEX BOLT, 1/2"-13 X 5 1/2", GR 5, Y/D
58	SN7030		SPRING ANCHOR, ALL PURPOSE (SERIAL # 09412L20020060 & EARLIER)
59	SN7028		OPENER MOUNT, LONG, ALL PURPOSE
	SN7027		OPENER MOUNT, SHORT, ALL PURPOSE
60	SN7026		SPRING, 1.6875" OD X 1.1635" ID, 75/16" L, EXTENSION BLACK (SERIAL # 09412L20020060 & EARLIER)
61	SN317		FLAT WASHER, 3/8", Y/D
62	SN12348		SPRING ANCHOR, 56 DEG ALL PURPOSE, Y/D (SERIAL #09412L20020061 & LATER)
63	SN10479		SPRING, 2.125"OD X 1.513"ID, 8 3/8"L, EXTENSION BLACK (SERIAL #09412L20020061 & LATER)
	SN7266		SOIL CONTROL DEVICE ASSY (INCLUDES ITEMS 23, 25, 48, 49, 50, 52, 53, 54, 56)
	SN9879		ALL PURPOSE OPENER ASSEMBLY, HEADS UP, SHORT
	SN9880		ALL PURPOSE OPENER ASSEMBLY, HEADS UP, LONG

I0005654
PR: t05g30m02c0016

ALL PURPOSE HEADS UP OPENER PRESS WHEEL
ASSY (YEAR 2001 & LATER DRILLS)



05655

9412 THREE-POINTED MOUNTED DRILL

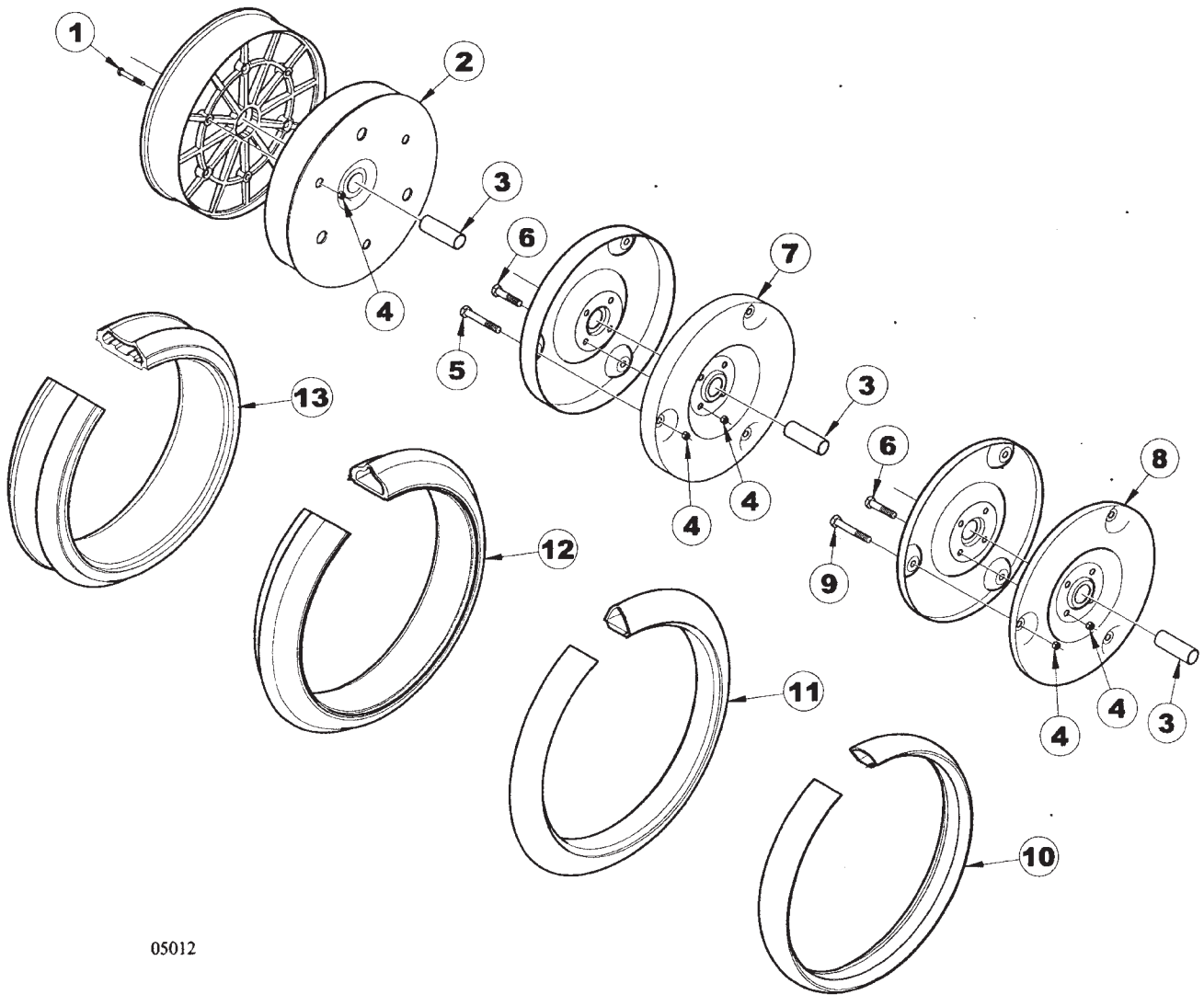
45

SERVICE PARTS**ALL PURPOSE HEADS UP OPENER PRESS WHEEL
ASSY (YEAR 2001 & LATER DRILLS)**

ITEM	NUMBER	QTY	DESCRIPTION
1	SN2557		HEX BOLT, 5/8"-11 X 4 1/2", GR 5, Y/D
2	SN6869		PRESS WHEEL ASSY, 4" X 12" DOUBLE RIB NYLON RIM
3	SN7375		PRESS WHEEL ASSY, 3" X 13" DOUBLE RIB STEEL RIM
4	SN6866		PRESS WHEEL ASSY, 3" X 13" CENTER RIB STEEL RIM
5	SN6868		PRESS WHEEL ASSY, 2" X 13" V-CROWN STEEL RIM
6	SN6867		PRESS WHEEL ASSY, 2" X 13" SMOOTH CROWN STEEL RIM
7	SN7218		BEARING, 40MM
8	SN669-1		LOCK NUT, 5/8" HEX NYLON INSERT, GR 5 Y/D
9	SN997407		DEPTH DECAL

I0005655
PR: t05g30m02c0017

PRESS WHEEL & TIRE ASSEMBLY



05012

9412 THREE-POINTED MOUNTED DRILL
SERVICE PARTS

47

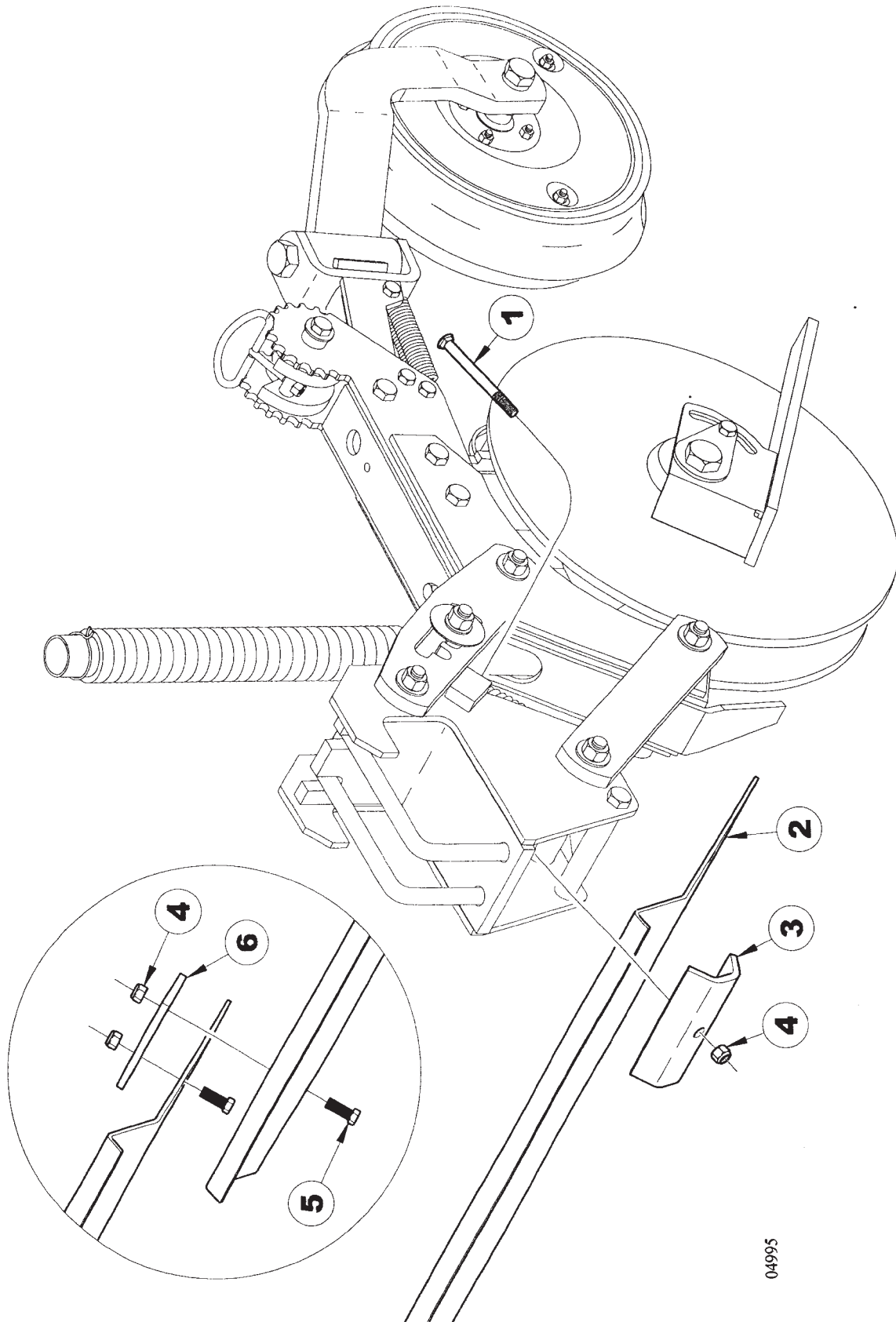
PRESS WHEEL & TIRE ASSEMBLY

ITEM	NUMBER	QTY	DESCRIPTION
1	SN7416		HEX BOLT, 1/4"-20 X 2", GR 5, Y/D
2	SN9109		RIM, 4" X 12" NYLON HALF F/40 MM BRG
3	SN7218		BEARING, 40MM
4	SN3881		LOCK NUT, 1/4"-20 HEX NYLON INSERT
5	SN2487		3/8"-16 X 2 1/2", GR 5
6	SN7415		HEX BOLT, 3/8"-16 X 1 3/8" GR 5, Y/D
7	SN7412		RIM, 3" X 13" 13 GA CLINCHER HALF
8	SN7413		RIM, 2" X 13" 13 GA CLINCHER HALF
9	SN175		HEX BOLT, 3/8"-16 X 1 1/2", GR 5
10	SN7411		TIRE, 2" X 13" SMOOTH CROWN CLINCH
11	SN7409		TIRE, 2" X 13" V-CROWN CLINCH
12	SN7410		TIRE, 3" X 13" CENTER RIB CLINCH
13	SN7407		TIRE, 3" X 13" DOUBLE RIB CLINCH
	SN7408		TIRE, 4" X 12" DOUBLE RIB

I0005012
PR: t05g30m02c0018

9412 THREE-POINTED MOUNTED DRILL
SERVICE PARTS

OPENER SHIELD ASSEMBLY



**9412 THREE-POINTED MOUNTED DRILL
SERVICE PARTS**

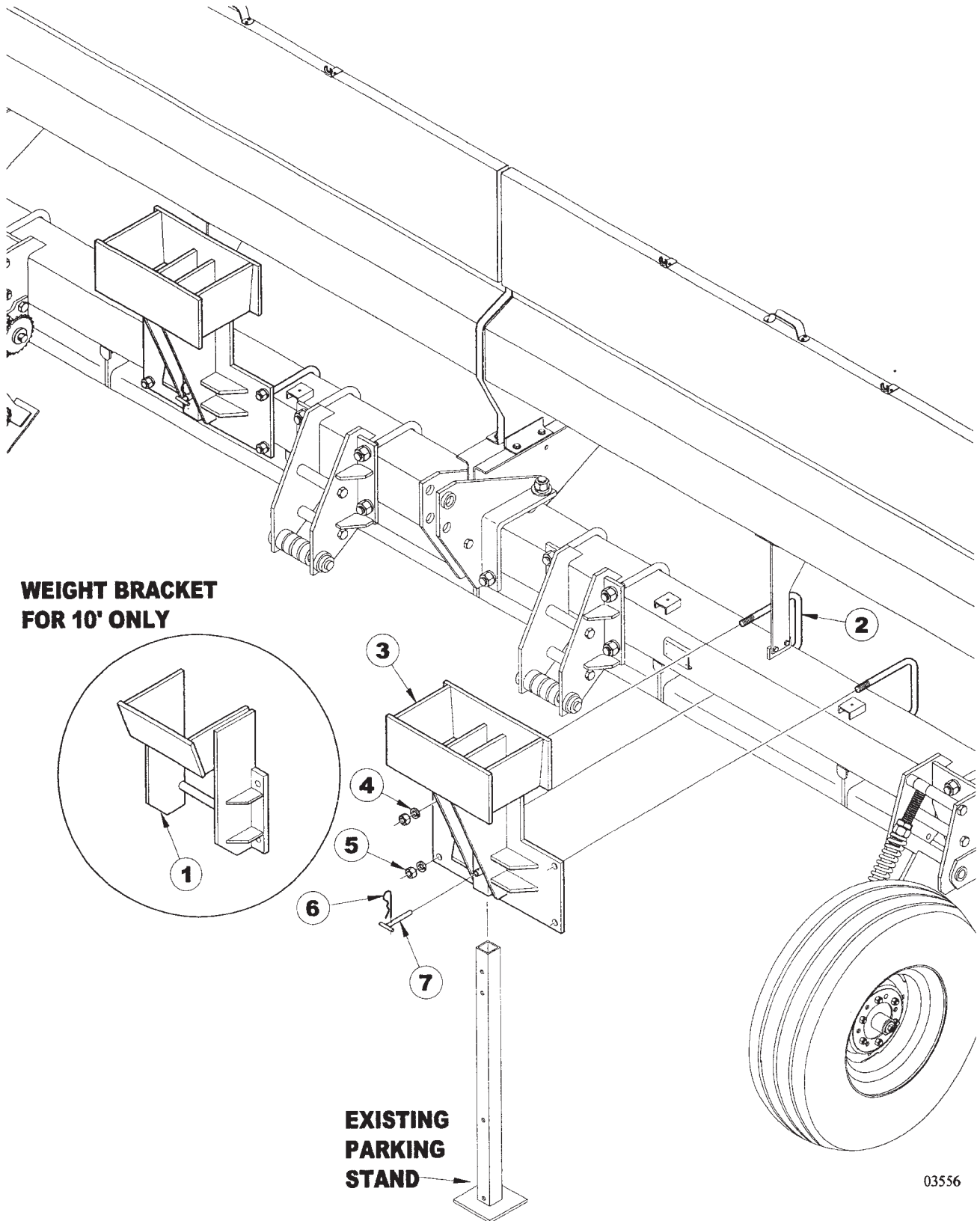
49

OPENER SHIELD ASSEMBLY

ITEM	NUMBER	QTY	DESCRIPTION
1	SN6682		CARRIAGE BOLT, 3/8"-16 X 4 1/4"
2	SN7224		OPENER SHIELD, 7.5' (15' DRILL)
	SN7223		OPENER SHIELD, 5' (20' DRILL)
3	SN7221		MOUNTING CLIP
4	SN3567		LOCK NUT, 3/8"-16 HEX NYLON INSERT
5	SN178		HEX BOLT, 3/8"-16 X 1", GR 5, Y/D
6	SN7222		TIE STRAP
	SN7226		OPENER SHIELD ASSY, 10' DRILL
	SN9961		OPENER SHIELD ASSY, 12' DRILL
	SN7227		OPENER SHIELD ASSY, 15' DRILL
	SN7228		OPENER SHIELD ASSY, 20' DRILL

I0004995
PR: t05g30m02c0019

WEIGHT BRACKET ASSEMBLY (OPTIONAL)



9412 THREE-POINTED MOUNTED DRILL
SERVICE PARTS

51

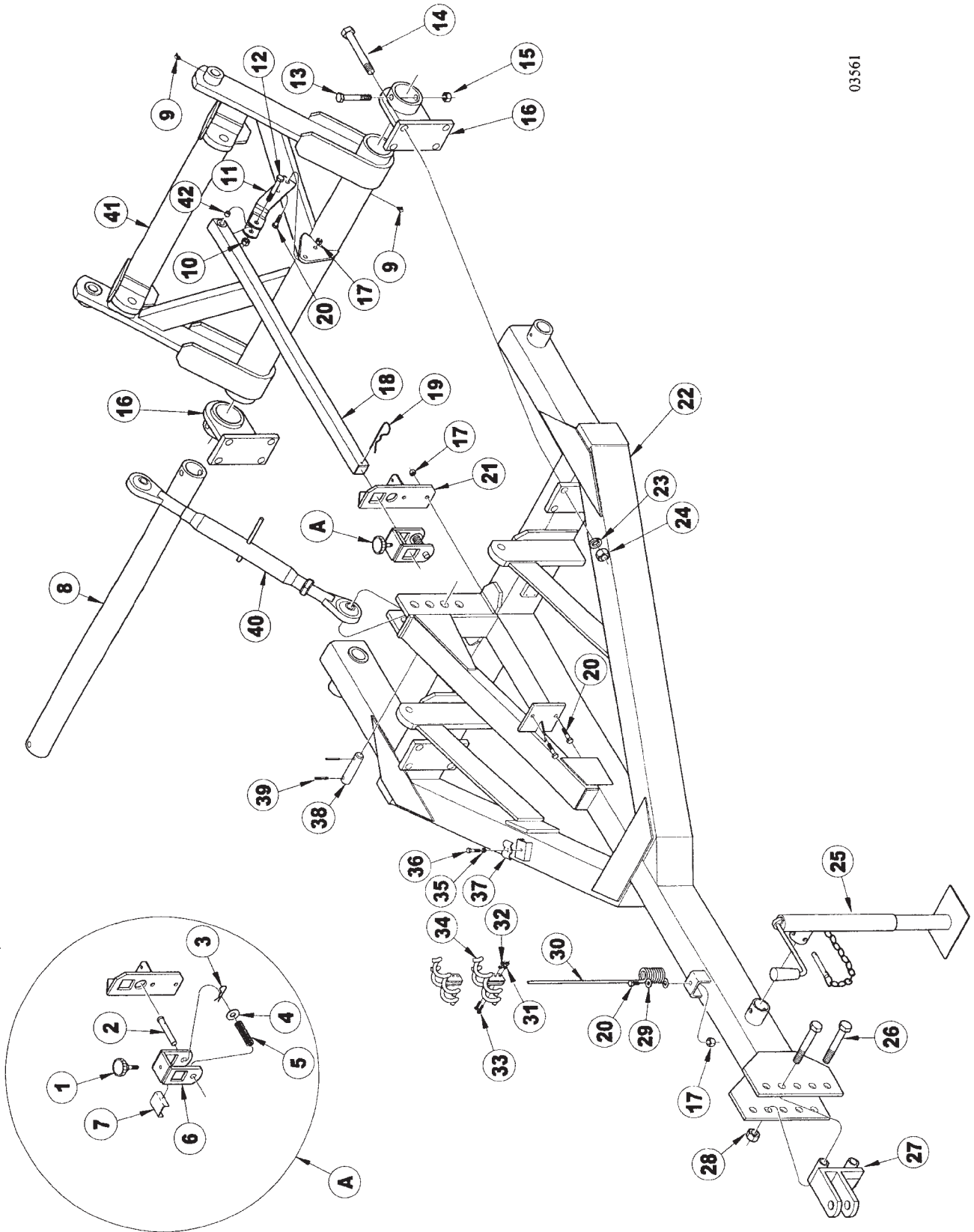
WEIGHT BRACKET ASSEMBLY (OPTIONAL)

ITEM	NUMBER	QTY	DESCRIPTION
1	SNBT10286		10' WEIGHT BRACKET
2	SNDR80019		3/4" X 8 3/4" X 7 13/16" W. U-BOLT
3	SN6830		12', 15' AND 20' WEIGHT BRACKET
4	SN1040		3/4" LOCK WASHER
5	SN106		3/4" HEX NUT
6	SN71L-2901		PIN CLIP, 3 1/8" L.
7	SN6831		1/2" X 4" PIN

I0003556
PR: t05g30m02c0020

9412 THREE-POINTED MOUNTED DRILL
SERVICE PARTS

10' TRANSPORT PULL HITCH ASSEMBLY
(VERSION 1 - PRIOR TO 09/2001)



03561

**9412 THREE-POINTED MOUNTED DRILL
SERVICE PARTS**

53

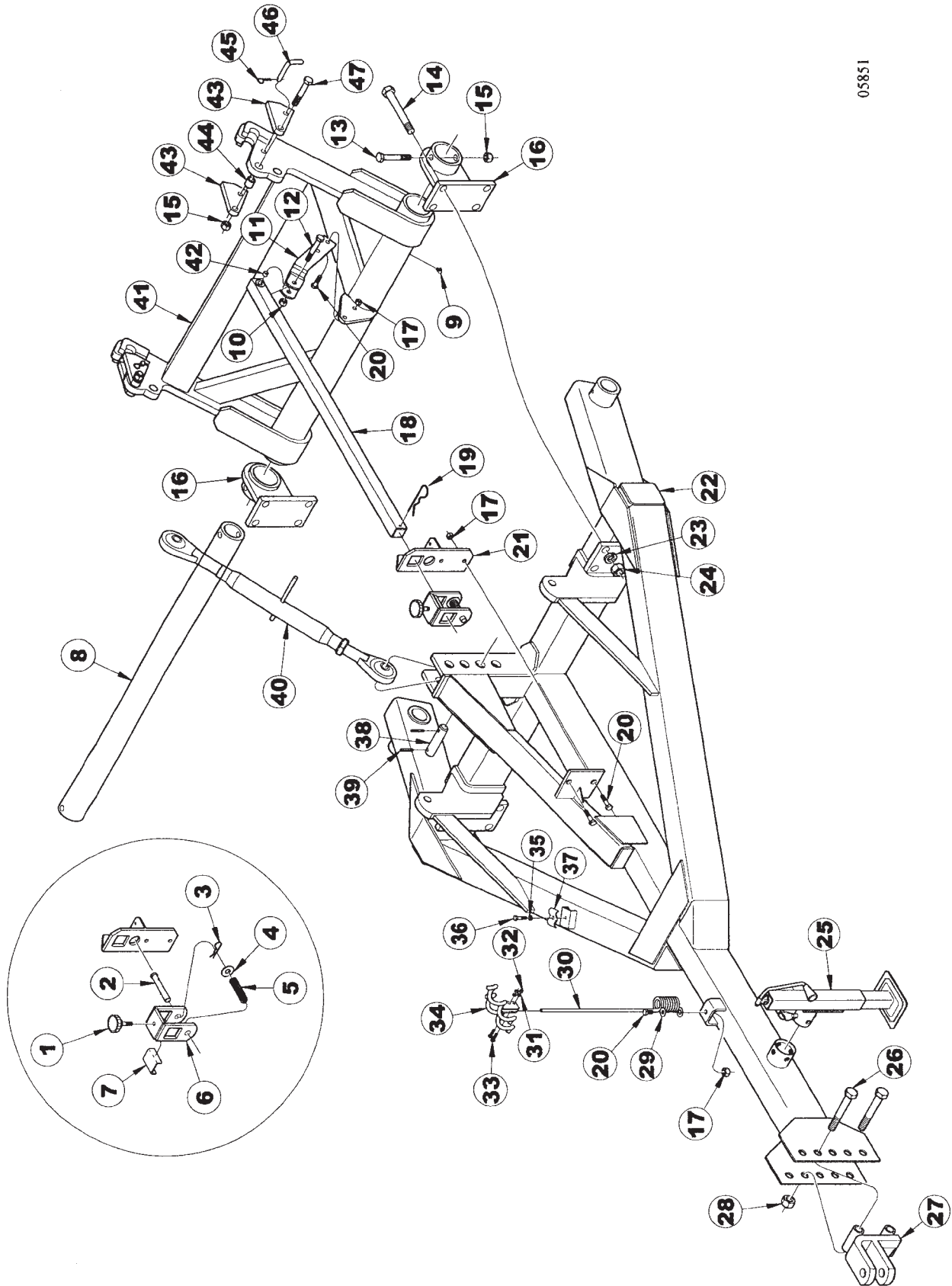
**10' TRANSPORT PULL HITCH ASSEMBLY
(VERSION 1 - PRIOR TO 09/2001)**

ITEM	NUMBER	QTY	DESCRIPTION
1	SN4945		ADJUSTING KNOB
2	SN4943		STROKE CONTROL SPRING PIN
3	SN1609		3/16" X 1 1/2" COTTER PIN
4	SN893		3/4" FLAT WASHER
5	SN4944		SPRING, 1.10" O.D., 3 1/2" LONG
6	SN4942		STROKE CONTROL ADJUSTABLE STOP
7	SN4946		STROKE CONTROL CLAMP PLATE
8	SN6628		PIVOT TUBE, 53 1/4"
9	SN2098-4		GREASE ZERK, 1/8" NPTF, 90 DEG.
10	SN669-1		5/8" LOCK NUT
11	SN6631		STROKE CONTROL ARM
12	SN1723		5/8" X 3 1/2" HEX BOLT
13	SN1021		3/4" X 5 1/2" HEX BOLT
14	SN109		1" X 7" HEX BOLT
15	SNHEN3410		3/4" LOCK NUT
16	SN6629		DRAWBAR MOUNT
17	SN2096		1/2" LOCK NUT
18	SN6630		STROKE CONTROL TUBE, 47" LONG
19	SN1189		1/4" X 2 1/2" COTTER PIN
20	SN2045		1/2" X 1 3/4" HEX BOLT
21	SN5012		STROKE CONTROL VALVE MOUNT
22	SN6626R		TRANSPORT PULL HITCH, 10'
23	SN1283		1" LOCK WASHER
24	SN110		1" HEX NUT
25	SN2517		SHORT TONGUE JACK, TUBE MOUNT
26	SN1282		1" X 6 1/2" HEX BOLT
27	SNQH10041		DOUBLE HITCH CLEVIS WITH 1 3/16" HOLE
28	SN3938		1" LOCK NUT
29	SN486		1/2" FLAT WASHER
30	SN4915		HOSE HOLDER ROD
31	SN3723		5/16" LOCK WASHER
32	SN3724		5/16" HEX NUT
33	SNCS516114		5/16" X 1 1/4" HEX BOLT
34	SN4914		HOSE HOLDER
35	SN176		3/8" LOCK WASHER
36	SN3984		3/8" X 1 1/4" HEX BOLT
37	SN5302		PIPE CLAMP, 3/8" BOLT HOLE
38	SN5342		1 1/4" X 4 13/16" PIN
39	SN3164		5/16" X 2" ROLL PIN
40	SN6625		TOP LINK, CATERGORY III (35" EXTENDED LENGTH)
41	SN4986		LOWER DRAWBAR
42	SN4948		BUSHING, 1" O.D. X .6875" I.D., 2 1/8" LONG

I0003561
PR: t05g30m02c0021

9412 THREE-POINTED MOUNTED DRILL
SERVICE PARTS

10' & 12' TRANSPORT PULL HITCH ASSEMBLY
(VERSION 2 - 09/2001 & LATER)



05851

**9412 THREE-POINTED MOUNTED DRILL
SERVICE PARTS**

55

**10' & 12' TRANSPORT PULL HITCH ASSEMBLY
(VERSION 2 - 09/2001 & LATER)**

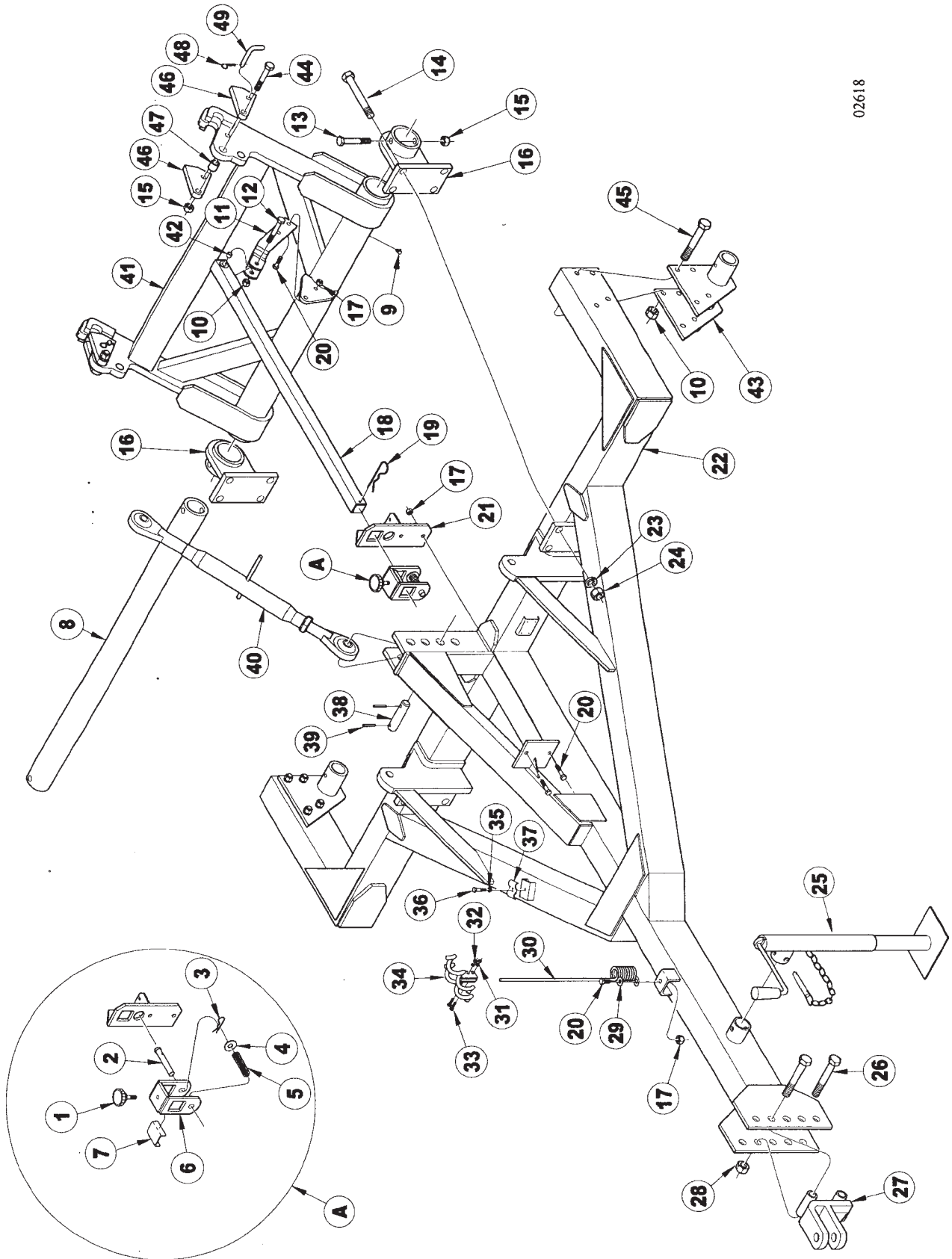
ITEM	NUMBER	QTY	DESCRIPTION
1	SN4945		ADJUSTING KNOB
2	SN4943		STROKE CONTROL SPRING PIN
3	SN1609		3/16" X 1 1/2" COTTER PIN
4	SN893		3/4" FLAT WASHER
5	SN4944		SPRING, 1.10" O.D., 3 1/2" LONG
6	SN4942		STROKE CONTROL ADJUSTABLE STOP
7	SN4946		STROKE CONTROL CLAMP PLATE
8	SN6628		PIVOT TUBE, 53 1/4"
9	SN2098-4		GREASE ZERK, 1/8" NPTF, 90 DEG.
10	SN669-1		5/8" LOCK NUT
11	SN6631		STROKE CONTROL ARM
12	SN1723		5/8" X 3 1/2" HEX BOLT
13	SN1021		3/4" X 5 1/2" HEX BOLT
14	SN109		1" X 7" HEX BOLT
15	SNHEN3410		3/4" LOCK NUT
16	SN6629		DRAWBAR MOUNT
17	SN2096		1/2" LOCK NUT
18	SN6630		STROKE CONTROL TUBE, 47" LONG
19	SN1189		1/4" X 2 1/2" COTTER PIN
20	SN2045		1/2" X 1 3/4" HEX BOLT
21	SN5012		STROKE CONTROL VALVE MOUNT
22	SN10023R		HITCH, TRANSPORT PULL 10' & 12'
23	SN1283		1" LOCK WASHER
24	SN110		1" HEX NUT
25	SN2517		SHORT TONGUE JACK, TUBE MOUNT
26	SN1282		1" X 6 1/2" HEX BOLT
27	SN7386		HITCH CLEVIS, DOUBLE W/1 3/16" HOLE
28	SN3938		1" LOCK NUT
29	SN486		1/2" FLAT WASHER
30	SN4915		HOSE HOLDER ROD
31	SN3723		5/16" LOCK WASHER
32	SN3724		5/16" HEX NUT
33	SNCS516114		5/16" X 1 1/4" HEX BOLT
34	SN4914		HOSE HOLDER
35	SN176		3/8" LOCK WASHER
36	SN3984		3/8" X 1 1/4" HEX BOLT
37	SN5302		PIPE CLAMP, 3/8" BOLT HOLE
38	SN5342		1 1/4" X 4 13/16" PIN
39	SN3164		5/16" X 2" ROLL PIN
40	SN6625		TOP LINK, CATERGORY III (35" EXTENDED LENGTH)
41	SN7390		LOWER DRAWBAR
42	SN4948		BUSHING, 1" O.D. X .6875" I.D., 2 1/8" LONG
43	SN7387		HITCH PIN LOCK
44	SN7388		CLAMP BUSHING, 1.125" OD X .782" ID, 1 3/32"L
45	SN2867		PIN CLIP, 1/2"- 5/8" SHAFT, .120" DIA, 2" L
46	SN7389		LOCK PIN, Y/D
47	SN1599		HEX BOLT, 3/4" - 10 X 4", GR 5, Y/D

I0005851
PR: t05g30m02c0022

9412 THREE-POINTED MOUNTED DRILL
SERVICE PARTS

15' & 20' TRANSPORT PULL HITCH ASSEMBLY
(OPTIONAL)

02618



**9412 THREE-POINTED MOUNTED DRILL
SERVICE PARTS**

57

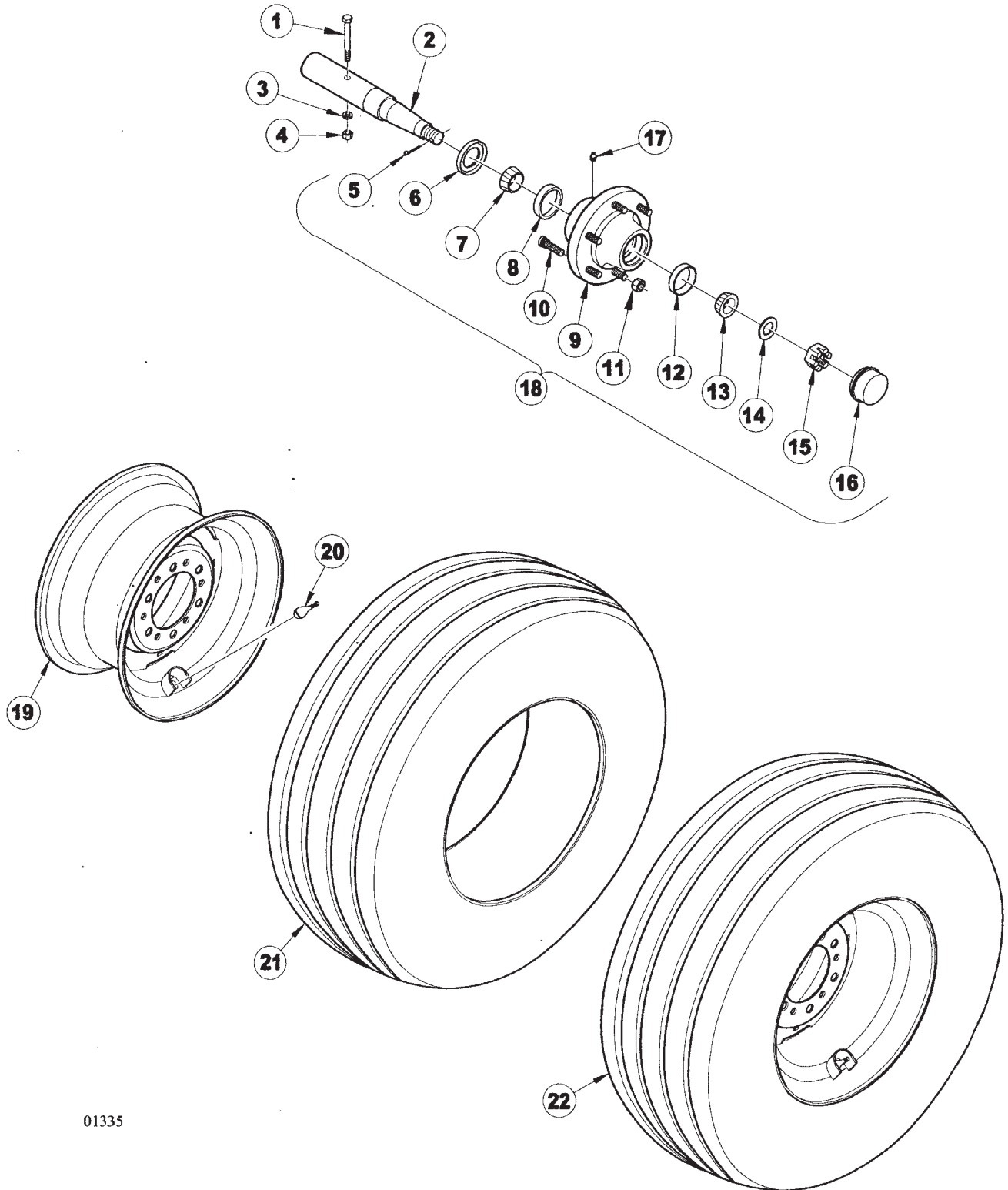
**15' & 20' TRANSPORT PULL HITCH ASSEMBLY
(OPTIONAL)**

ITEM	NUMBER	QTY	DESCRIPTION
1	SN4945		ADJUSTING KNOB
2	SN4943		STROKE CONTROL SPRING PIN
3	SN1609		3/16" X 1 1/2" COTTER PIN
4	SN893		3/4" FLAT WASHER
5	SN4944		SPRING, 1.10" O.D., 3 1/2" LONG
6	SN4942		STROKE CONTROL ADJUSTABLE STOP
7	SN4946		STROKE CONTROL CLAMP PLATE
8	SN6628		PIVOT TUBE, 53 1/4"
9	SN2098-4		GREASE ZERK, 1/8" NPTF, 90 DEG.
10	SN669-1		5/8" LOCK NUT
11	SN6631		STROKE CONTROL ARM
12	SN1723		5/8" X 3 1/2" HEX BOLT
13	SN1021		3/4" X 5 1/2" HEX BOLT
14	SN109		1" X 7" HEX BOLT
15	SNHEN3410		3/4" LOCK NUT
16	SN6629		DRAWBAR MOUNT
17	SN2096		1/2" LOCK NUT
18	SN6630		STROKE CONTROL TUBE, 47" LONG
19	SN1189		1/4" X 2 1/2" COTTER PIN
20	SN2045		1/2" X 1 3/4" HEX BOLT
21	SN5012		STROKE CONTROL VALVE MOUNT
22	SN7395		TRANSPORT PULL HITCH, 15' & 20'
23	SN1283		1" LOCK WASHER
24	SN110		1" HEX NUT
25	SN2517		SHORT TONGUE JACK, TUBE MOUNT
26	SN1282		1" X 6 1/2" HEX BOLT
27	SN7386		DOUBLE HITCH CLEVIS WITH 1 3/16" HOLE
28	SN3938		1" LOCK NUT
29	SN486		1/2" FLAT WASHER
30	SN4915		HOSE HOLDER ROD
31	SN3723		5/16" LOCK WASHER
32	SN3724		5/16" HEX NUT
33	SNCS516114		5/16" X 1 1/4" HEX BOLT
34	SN4914		HOSE HOLDER
35	SN176		3/8" LOCK WASHER
36	SN3984		3/8" X 1 1/4" HEX BOLT
37	SN5302		PIPE CLAMP, 3/8" BOLT HOLE
38	SN5342		1 1/4" X 4 13/16" PIN
39	SN3164		5/16" X 2" ROLL PIN
40	SN6625		TOP LINK, CATEGORY III (35" EXTENDED LENGTH)
41	SN7390		LOWER DRAWBAR
42	SN4948		BUSHING, 1" O.D. X .6875" I.D., 2 1/8" LONG
43	SN7393		SPINDLE TUBE, 2"
44	SN1599		HEX BOLT, 3/4"-10 X 4", GR5, Y/D
45	SN1672		HEX BOLT, 5/8"-11 X 6", GR5, Y/D
46	SN7387		HITCH PIN LOCK
47	SN7388		CLAMP BUSHING, 1.125" O.D. X .782" I.D., 1 1/16" L
48	SN2867		PIN CLIP, 1/2"-5/8" SHAFT, .120" DIA, 2" L
49	SN7389		LOCK PIN, Y/D

I0002618
PR: t05g30m02c0023

9412 THREE-POINTED MOUNTED DRILL
SERVICE PARTS

SIX BOLT HUB ASSEMBLY
(10', 15', & 20' DRILLS)



**9412 THREE-POINTED MOUNTED DRILL
SERVICE PARTS**

59

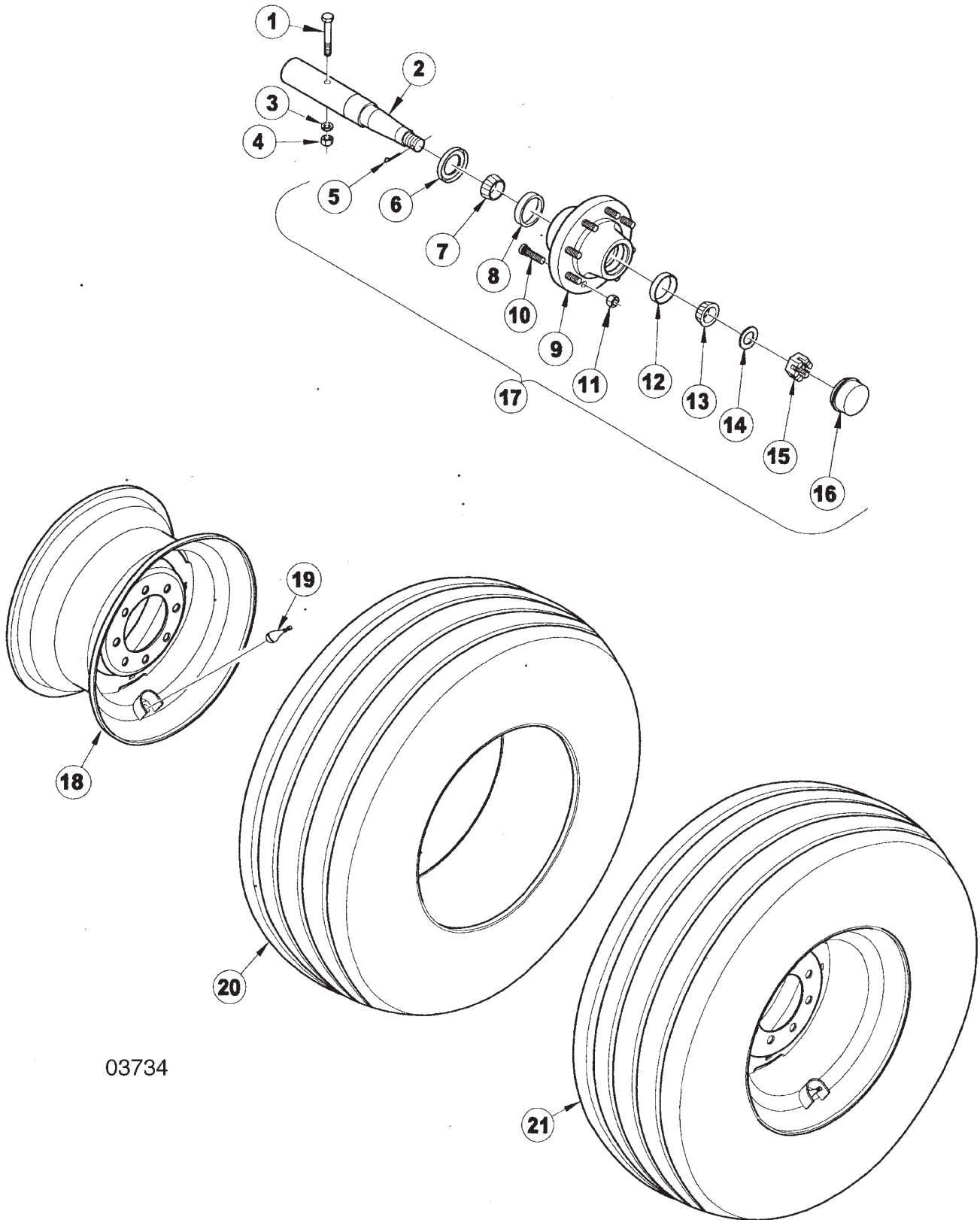
**SIX BOLT HUB ASSEMBLY
(10', 15', & 20' DRILLS)**

ITEM	NUMBER	QTY	DESCRIPTION
1	SN2585		7/16" X 3 1/2" HEX BOLT
2	SN3298		2" X 11" SPINDLE(15', 20') & (10' DRILLS PRIOR TO YEAR 2002)
	SN10336		SPINDLE, 2 1/4" X 11 3/16" L(10' DRILLS YEAR 2002 & LATER)
3	SN302		7/16" LOCK WASHER
4	SN303		7/16" HEX NUT
5	SN3066		7/32" X 1 1/2" COTTER PIN
6	SN3301		TRIPLE LIP SEAL
7	SN1935		INNER BEARING (LM501349)
8	SN1936		INNER RACE (LM501310)
9	SN1937		SIX BOLT HUB
10	SN3118		9/16" X 1 7/8" PRESS IN LUG BOLT
11	SN3117		9/16" LUG NUT
12	SN1605		OUTER RACE (LM67010)
13	SN1606		OUTER BEARING (LM67048)
14	SN3303		1 1/32" I.D. X 1 3/4" O.D. WASHER
15	SN3302		1" SLOTTED FULL NUT
16	SN1610		DUST CAP
17	SN2098-6		GREASE ZERK, 1/4"-28, 17/32" L
18	SN3300		SIX BOLT HUB ASSEMBLY WITH 3301 SEAL (ITEMS 3 THRU 13)
19	SN5094		WHEEL, 15 X 6, 6 BOLT, SINGLE WHEELS (10' DRILL)
	SN1944		WHEEL, 15 X 10, 6 BOLT, DUAL WHEELS (12', 15' & 20' DRILL)
20	SN3577		VALVE STEM
21	SN3579		TIRE, 9.5L X 15, 12 PLY TUBELESS, SINGLE WHEELS
	SN3581		TIRE, 11L X 15, 12 PLY TUBELESS, DUAL WHEELS
22	SN5152		TIRE, 9.5L, 12 PLY TUBELESS WITH 15 X 6 WHEEL ASSEMBLY, 6 BOLT, SINGLE WHEELS (10' DRILL)
	SN3587		TIRE, 11L 12 PLY TUBELESS WITH 15 X 10 WHEEL ASSEMBLY, 6 BOLT, DUAL WHEELS (12', 15' & 20' DRILL)

I0001335
PR: t05g30m02c0024

9412 THREE-POINTED MOUNTED DRILL
SERVICE PARTS

EIGHT BOLT HUB ASSEMBLY (12' DRILLS)



03734

**9412 THREE-POINTED MOUNTED DRILL
SERVICE PARTS**

61

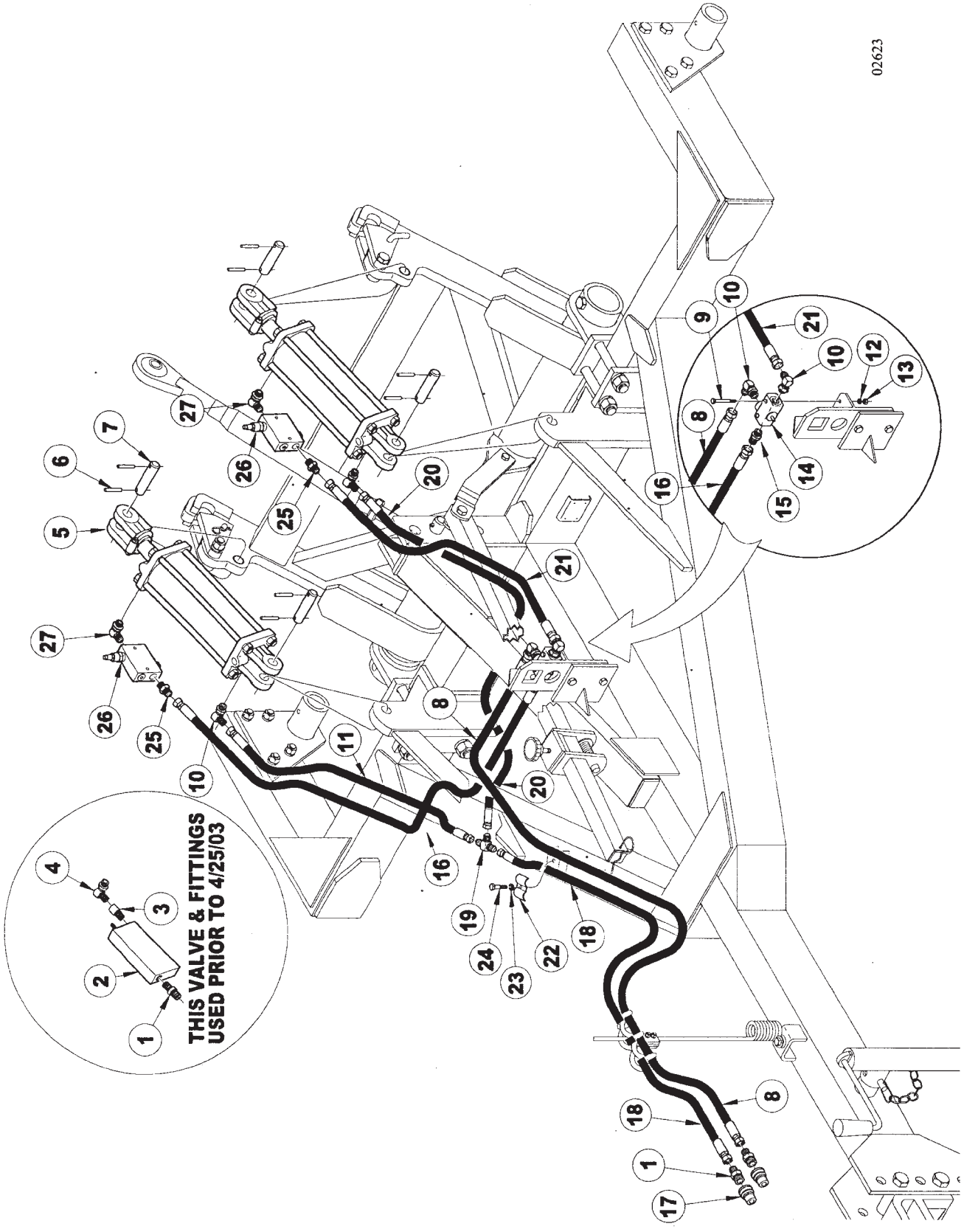
EIGHT BOLT HUB ASSEMBLY (12' DRILLS)

ITEM	NUMBER	QTY	DESCRIPTION
1	SN2585		HEX BOLT, 7/16"-14 X 3 1/2", GR 5, Y/D
2	SN3687		SPINDLE, 2 1/4" X 14"
3	SN302		LOCK WASHER, 7/16" SPLIT TYPE MED, Y/D
4	SN303		HEX NUT, 7/16"-14 FULL, GR 2, Y/D
5	SN3066		COTTER PIN, 7/32" X 1 1/2"
6	SN3301		TRIPLE LIP SEAL
7	SN3683		BEARING(LM603049)
8	SN3684		RACE (LM603011)
9	SN3685		EIGHT BOLT HUB, STUDDED W/CUPS ZERK AND LUG NUTS, PAINTED
10	SN3118		LUG BOLT, 9/16"-18 X 1 7/8" PRESS IN, PL
11	SN3117		LUG NUT, 9/16"-18, GR 5, 90 DEG TAPER, Y/D
12	SN1605		RACE (LM67010)
13	SN1606		BEARING (LM67048)
14	SN3303		WASHER, 1 1/32" ID X 1 3/4" ODX 1/8" THICK, PLAIN
15	SN3302		HEX NUT, 1"-14 FULL SLOTTED GR 2, PLAIN
16	SN1610		DUST CAP, 2.448" OD, Y/D
17	SN3686		8 BOLT HUB ASSEMBLY (ITEMS 5 THRU 16)
18	SN3688Y		WHEEL, 15 X 10, 8 BOLT
19	SN3577		VALVE STEM
20	SN5578		TIRE, 12.5L X 15, (GY-FI-F)

I0003734
PR: t05g30m02c0025

TRANSPORT PULL HITCH HYDRAULICS
(OLD 10' VERSION 1 & CURRENT 15' & 20')

02623



**9412 THREE-POINTED MOUNTED DRILL
SERVICE PARTS**

63

**TRANSPORT PULL HITCH HYDRAULICS
(OLD 10' VERSION 1 & CURRENT 15' & 20')**

ITEM	NUMBER	QTY	DESCRIPTION
1	SN2426		MALE CONNECTOR, 7/8"-14 M.F. X 1/2"-14 M.P.T.
2	SNFK330122		FCI VALVE (USED PRIOR TO 4/25/03)
3	SN4475		MALE PIPE TO FEMALE TUBE, 1/2"-14 M.P.T. X 3/4"-16 F.F.
4	SN4454		90 DEG. STRAIGHT THREAD ELBOW, 3/4"-16 M.F. X 3/4"-16 O.R.
5	SN6635		4" X 10" CYLINDER (22 1/4" CPC) ORB (*VERSION 1, PRIOR TO 10/22/03)
	SN12026		CYLINDER, 4" X 10" (22 1/4" CPC) ORBCROSS, 3000 PSI (*VERSION 2, 10/22/03 & LATER)
6	SN3164		5/16" X 2" ROLL PIN
7	SN5339		1" X 4 1/16" PIN
8	SN4150005		HOSE, 1/2" X 150" LONG, FEMALE ENDS
9	SN1817		5/16" X 2 1/2" HEX BOLT
10	SN4457		90 DEG. STRAIGHT THREAD ELBOW, 7/8"-14 M.F. X 3/4"-16 O.R.
11	SN4026005		HOSE, 1/2" X 26" LONG, FEMALE ENDS
12	SN3723		5/16" LOCK WASHER
13	SN3724		5/16" HEX NUT
14	SN4732		DEPTH CONTROL VALVE
15	SN4464		STRAIGHT THREAD CONNECTOR, 7/8"-14 M.F. X 3/4"-16 O.R.
16	SN4045005		HOSE, 1/2" X 45" LONG, FEMALE ENDS
17	SN3253		3/4" MALE COUPLER
18	SN4120005		HOSE, 1/2" X 120" LONG, FEMALE ENDS
19	SN4460		UNION TEE, 7/8"-14 M.F.
20	SN4047005		HOSE, 1/2" X 47" LONG, FEMALE ENDS
21	SN4030005		HOSE, 1/2" X 30" L, FEMALE ENDS
22	SN5302		PIPE CLAMP, 3/8" BOLT HOLE
23	SN176		LOCK WASHER, 3/8" SPLIT TYPE MED, Y/D
24	SN3984		HEX BOLT, 3/8" 16 X 1 1/4" GR5, Y/D
25	SN4464		STRAIGHT THD.CONNECTOR, 7/8"-14 MF X 3/4"-16 MOR
26	SN10836		VALVE, COUNTERBALANCE (4/25/03 & LATER)
27	SN7741		90 DEG STR THD ELBOW, 3/4"-16 MOR

NOTE: WHEN ORDERING HYDRAULIC CYLINDER COMPONENTS, NOTE THE PART NUMBER AND THE CYLINDER PSI. (LOCATED ON THE CYLINDER DECAL) AS THEY CONTAIN DIFFERENT COMPONENTS. OLDER CYLINDERS WERE 2500 PSI. AND THE NEW CYLINDERS ARE 3000 PSI. IDENTIFYING THE PART # OF THE CYLINDER IS EXTREMELY IMPORTANT WHEN ORDERING PARTS TO ENSURE PROPER OPERATION OF THE HYDRAULIC CYLINDER.

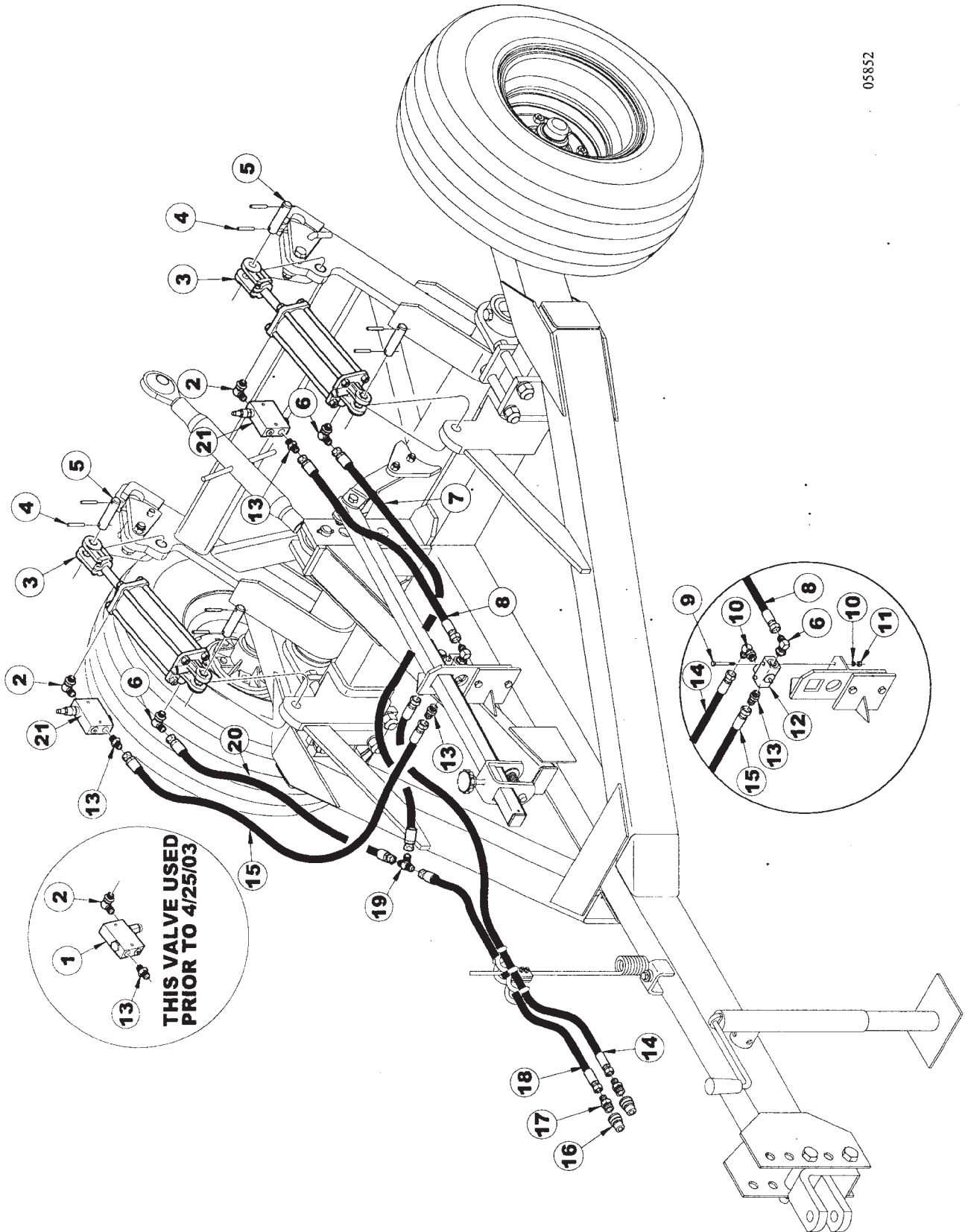
WARNING

THESE PARTS ARE IMPORTANT TO THE SAFETY OF THIS EQUIPMENT AND THOSE WHO OPERATE IT. USE ONLY EXACT REPLACEMENT PARTS TO PREVENT HYDRAULIC FAILURE. BEFORE REPLACING THESE PARTS, REVIEW AND FOLLOW THE INSTRUCTIONS IN THE SAFETY AND OPERATING SECTIONS OF THIS MANUAL.

I0002623
PR: t05g30m02c0026

TRANSPORT PULL HITCH HYDRAULICS
(10' & 12' VERSION 2 - 09/2001 & AFTER)

05852



**9412 THREE-POINTED MOUNTED DRILL
SERVICE PARTS**

65

**TRANSPORT PULL HITCH HYDRAULICS
(10' & 12' VERSION 2 - 09/2001 & AFTER)**

ITEM	NUMBER	QTY	DESCRIPTION
1	SN6934		VALVE, COUNTERBALANCE (USED PRIOR TO 4/25/03)
2	SN7741		90 DEG STR THD. ELBOW, 3/4"-16 MOR
3	SN6635		4" X 10" CYLINDER (22 1/4" CPC) ORB (*VERSION 1, PRIOR TO 10/22/03)
	SN12026		CYLINDER, 4" X 10" (22 1/4" CPC) ORB CROSS, 3000 PSI (*VERSION 2, 10/22/03 & LATER)
4	SN3164		5/16" X 2" ROLL PIN
5	SN5339		1" X 4 1/16" PIN
6	SN4457		90 DEG. STRAIGHT THREAD ELBOW, 7/8"-14 M.F. X 3/4"-16 O.R.
7	SN4047005		HOSE, 1/2" X 47" LONG, FEMALE ENDS
8	SN4030005		HOSE, 1/2" X 30" L, FEMALE ENDS
9	SN1817		5/16" X 2 1/2" HEX BOLT
10	SN3723		5/16" LOCK WASHER
11	SN3724		5/16" HEX NUT
12	SN4732		DEPTH CONTROL VALVE
13	SN4464		STRAIGHT THREAD CONNECTOR, 7/8"-14 M.F. X 3/4"-16 O.R.
14	SN4150005		HOSE, 1/2" X 150" LONG, FEMALE ENDS
15	SN4045005		HOSE, 1/2" X 45" LONG, FEMALE ENDS
16	SN3253		3/4" MALE COUPLER
17	SN2426		MALE CONNECTOR, 7/8"- 14 M.F. X 1/2"-14 M.P.T.
18	SN4120005		HOSE, 1/2" X 120" LONG, FEMALE ENDS
19	SN4460		UNION TEE, 7/8"-14 M.F.
20	SN4026005		HOSE, 1/2" X 26" LONG, FEMALE ENDS
21	SN10836		VALVE, COUNTERBALANCE (4/25/03 & LATER)

NOTE: WHEN ORDERING HYDRAULIC CYLINDER COMPONENTS, NOTE THE PART NUMBER AND THE CYLINDER PSI. (LOCATED ON THE CYLINDER DECAL) AS THEY CONTAIN DIFFERENT COMPONENTS. OLDER CYLINDERS WERE 2500 PSI. AND THE NEW CYLINDERS ARE 3000 PSI. IDENTIFYING THE PART # OF THE CYLINDER IS EXTREMELY IMPORTANT WHEN ORDERING PARTS TO ENSURE PROPER OPERATION OF THE HYDRAULIC CYLINDER.

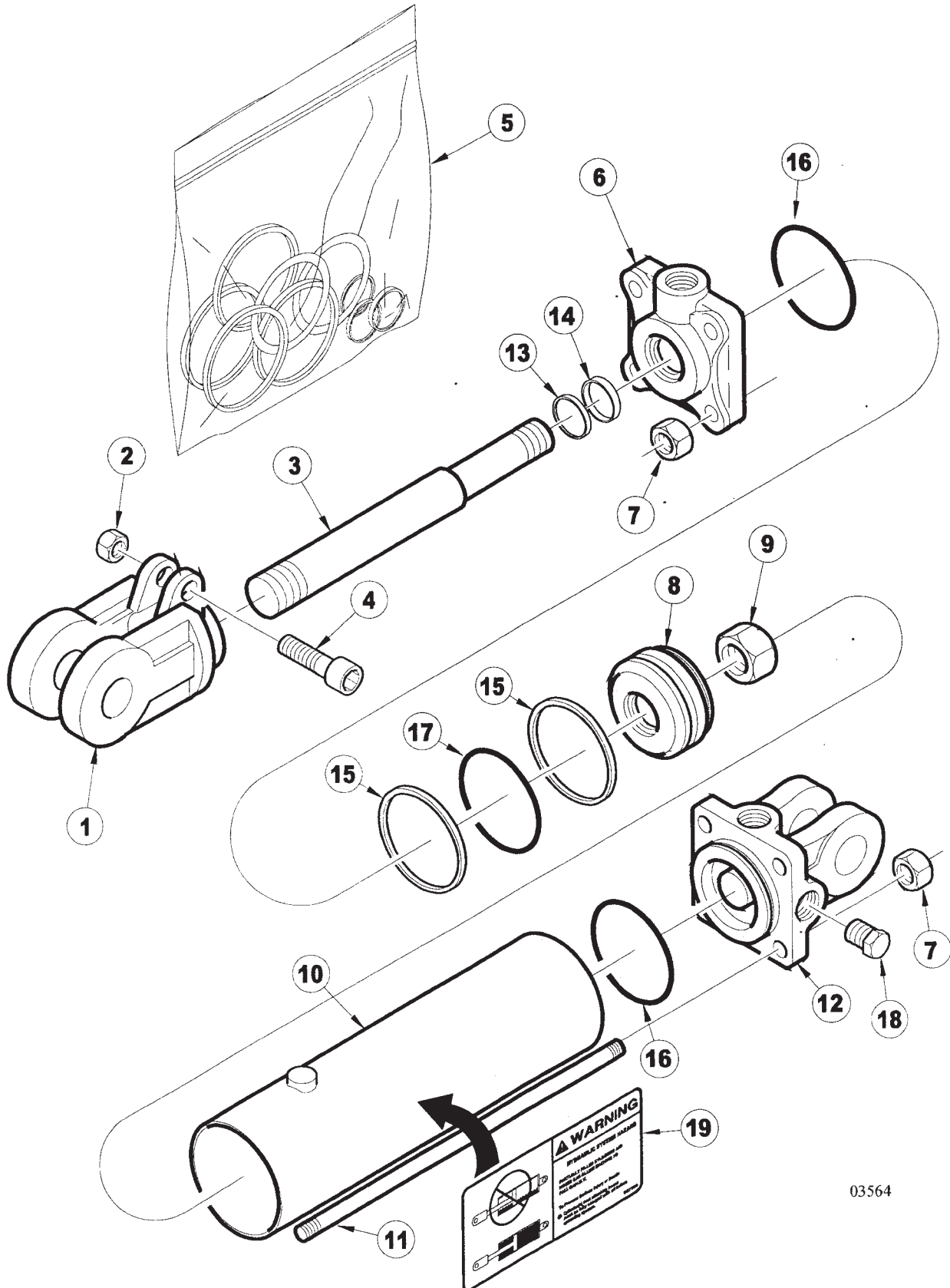
WARNING

THESE PARTS ARE IMPORTANT TO THE SAFETY OF THIS EQUIPMENT AND THOSE WHO OPERATE IT. USE ONLY EXACT REPLACEMENT PARTS TO PREVENT HYDRAULIC FAILURE. BEFORE REPLACING THESE PARTS, REVIEW AND FOLLOW THE INSTRUCTIONS IN THE SAFETY AND OPERATING SECTIONS OF THIS MANUAL.

I0005852
PR: t05g30m02c0027

9412 THREE-POINTED MOUNTED DRILL
SERVICE PARTS

4" X 10" LIFT CYLINDER 6635R
(VERSION 1, PRIOR TO 10/22/03)



**9412 THREE-POINTED MOUNTED DRILL
SERVICE PARTS**

67

**4" X 10" LIFT CYLINDER 6635R
(VERSION 1, PRIOR TO 10/22/03)**

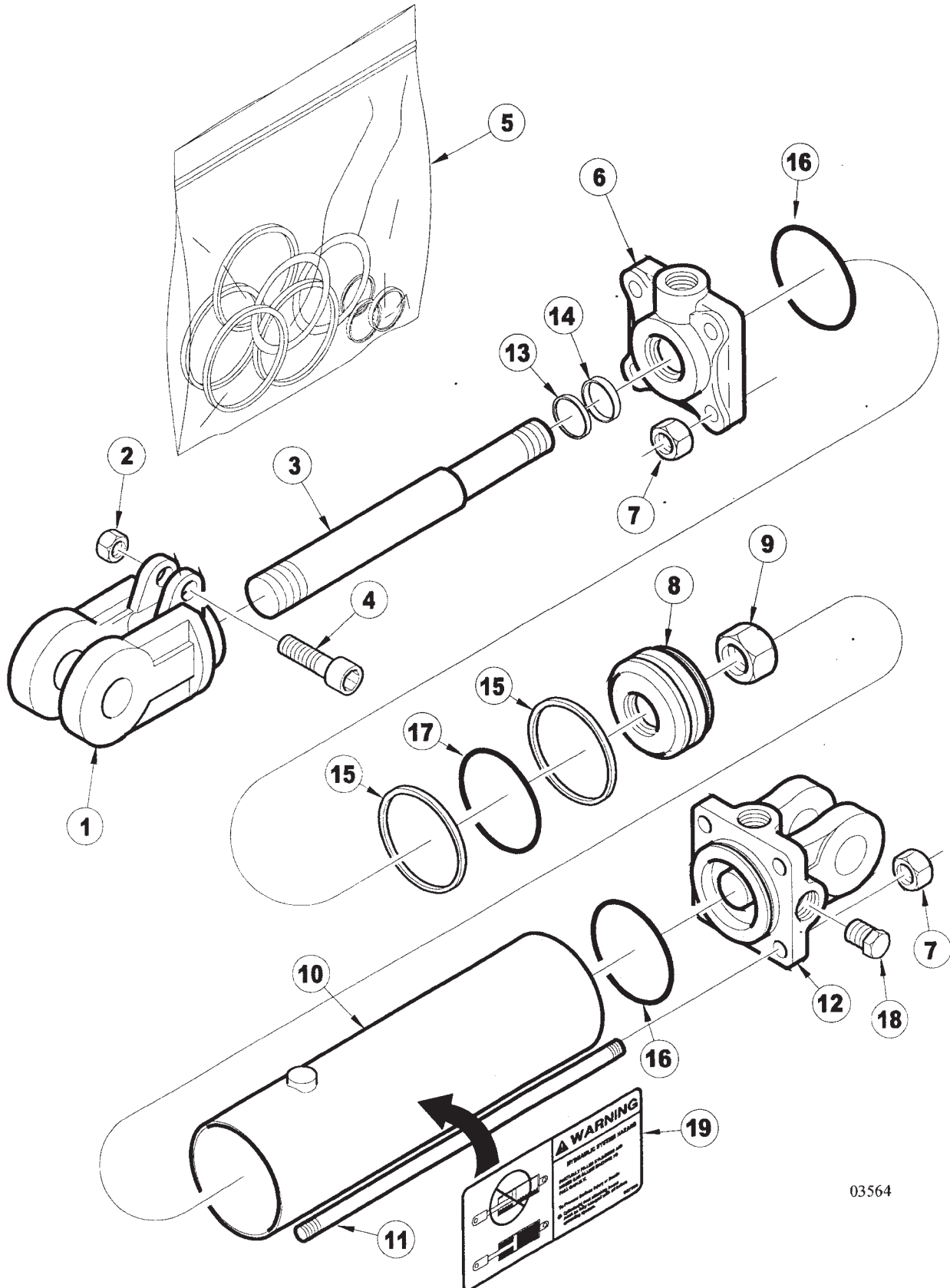
ITEM	NUMBER	QTY	DESCRIPTION
1	SN8617-1		CLEVIS, 1 1/2" THREADS, CROSS
2	SN8671-1		CAPSCREW NUT, 5/16" THREADS CROSS
3	SN8886-1		ROD, 1 1/2" DIA, 10" CROSS
4	SN8631-1		CAPSCREW, CROSS
5	SN8784-1		SEAL KIT, 4", 1 1/2" ROD, CROSS
6	SN8737-10		HEAD, 4", 1 1/2" ROD, CROSS (FOR USE W/U-CUP SEAL)
7	SN8864-1		TIE ROD NUT, 5/8" THREADS CROSS
8	SN8713-1		PISTON, 4" W/1" HOLE CROSS
9	SN8683-1		PISTON NUT, 1" CROSS
10	SN8832-1		TUBE, 4" X 10" CROSS
11	SN8849-1		TIE ROD BOLT, 4" X 10" CROSS
12	SN8703-10		BASE, 4" (ORB) CROSS
13			* WIPER
14			* U-CUP
15			* BACKUP
16			* O-RING
17			* O-RING
18	SN4458		PLUG, 3/4"-16 O.R.
19	SN997309		HYDRAULIC SYSTEM HAZARD - DECAL
	SN6635		CYLINDER, 4" X 10" (22 1/4" CPC) ORB CROSS (VERSION 1, PRIOR TO 10/22/03)

* AVAILABLE IN THE SEAL KIT ONLY!!
NOTE: WHEN ORDERING HYDRAULIC CYLINDER COMPONENTS, NOTE THE PART NUMBER AND THE CYLINDER PSI. (LOCATED ON THE CYLINDER DECAL) AS THEY CONTAIN DIFFERENT COMPONENTS. OLDER CYLINDERS WERE 2500 PSI. AND THE NEW CYLINDERS ARE 3000 PSI. IDENTIFYING THE PART NUMBER OF THE CYLINDER IS EXTREMELY IMPORTANT WHEN ORDERING PARTS TO ENSURE PROPER OPERATION OF THE HYDRAULIC CYLINDER.

I0003564
PR: t05g30m02c0028

9412 THREE-POINTED MOUNTED DRILL
SERVICE PARTS

4" X 10" LIFT CYLINDER 12026R
(VERSION 2, 10/22/03 & LATER)



**9412 THREE-POINTED MOUNTED DRILL
SERVICE PARTS**

69

**4" X 10" LIFT CYLINDER 12026R
(VERSION 2, 10/22/03 & LATER)**

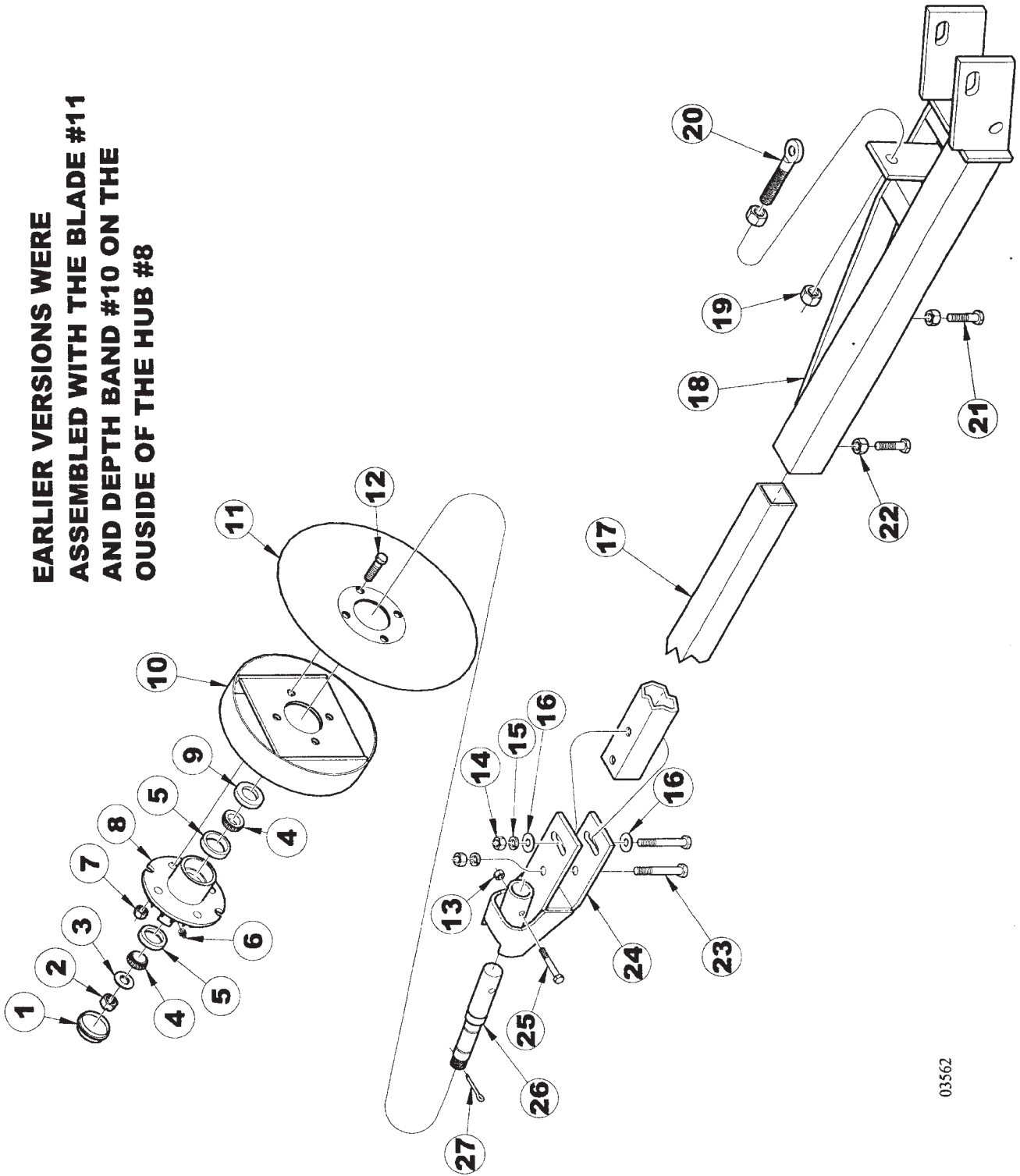
ITEM	NUMBER	QTY	DESCRIPTION
1	SN8617-1		CLEVIS, 1 1/2" THREADS, CROSS
2	SN8671-1		CAPSCREW NUT, 5/16" THREADS CROSS
3	SN12025		ROD, 1 1/2" DIA, 10" CROSS
4	SN8631-1		CAPSCREW, CROSS
5	SN8612-1		SEAL KIT, 4", 1 1/2" ROD, CROSS
6	SN8273-1		HEAD, 4", 1 1/2" ROD, CROSS
7	SN8864-1		TIE ROD NUT, 5/8" THREADS CROSS
8	SN8682-1		PISTON, 4" W/1" HOLE, CROSS
9	SN8683-1		PISTON NUT, 1" CROSS
10	SN8832-1		TUBE, 4" X 10" CROSS
11	SN8654-1		TIE ROD BOLT, 4" X 10" REPHASING, CROSS
12	SN8670-10		BASE, 4" (ORB) CROSS
13			* WIPER
14			* U-CUP
15			* BACKUP
16			* O-RING
17			* O-RING
18	SN4458		PLUG, 3/4"-16 O.R.
19	SN997309		HYDRAULIC SYSTEM HAZARD - DECAL
	SN12026		CYLINDER, 4" X 10" (22 1/4" CPC) ORB, 3000 PSI (VERSION 2, 10/22/03 & LATER)

* AVAILABLE IN THE SEAL KIT ONLY!!
NOTE: WHEN ORDERING HYDRAULIC CYLINDER
COMPONENTS, NOTE THE PART NUMBER AND THE
CYLINDER PSI. (LOCATED ON THE CYLINDER
DECAL) AS THEY CONTAIN DIFFERENT
COMPONENTS. OLDER CYLINDERS WERE 2500
PSI. AND THE NEW CYLINDERS ARE 3000 PSI.
IDENTIFYING THE PART # OF THE CYLINDER
IS EXTREMELY IMPORTANT WHEN ORDERING
PARTS TO ENSURE PROPER OPERATION OF THE
HYDRAULIC CYLINDER.

I0003564
PR: t05g30m02c0029

OUTER HYDRAULIC ROW MARKERS ASSEMBLY

**EARLIER VERSIONS WERE
ASSEMBLED WITH THE BLADE #11
AND DEPTH BAND #10 ON THE
OUTSIDE OF THE HUB #8**



9412 THREE-POINTED MOUNTED DRILL

71

SERVICE PARTS

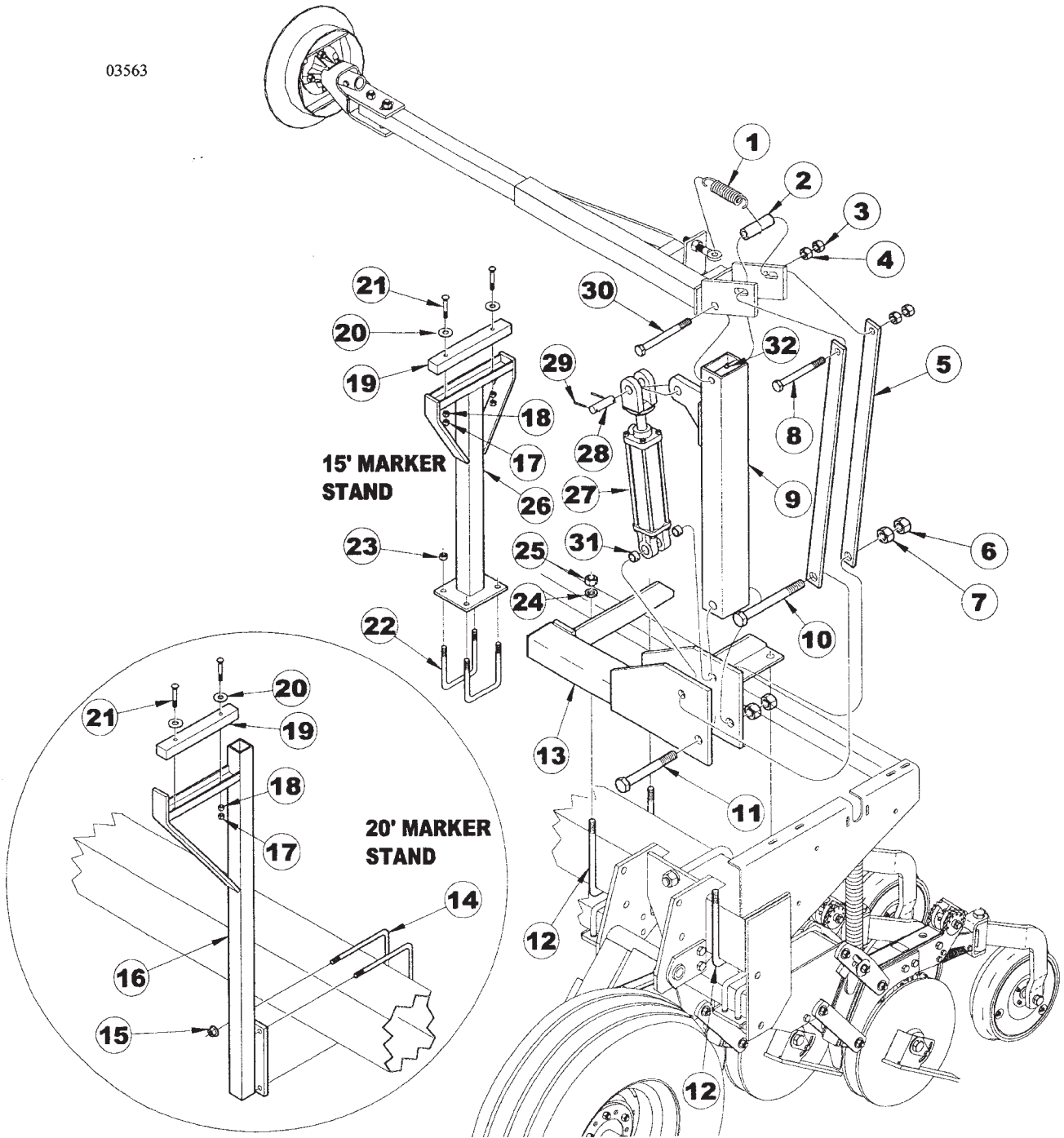
OUTER HYDRAULIC ROW MARKERS ASSEMBLY

ITEM	NUMBER	QTY	DESCRIPTION
1	SN7779		DUST CAP, 1.986" OD X .032" TH Y/D
2	SN7778		HEX NUT, 1"-14 SLOTTED .531" TH GR 2, PLAIN
3	SN3303		WASHER, 1 1/32" ID X 1 3/4" ODX 1/8" THICK, PLAIN
4	SN776		WHEEL BEARING (L44643)
5	SN777		BEARING RACE (L44610)
6	SN2098-6		GREASE ZERK, 1/4"-28, 17/32" L
7	SN2096		LOCK NUT, 1/2"-13 HEX NYLON INSERT, GR 8, Y/D
8	SN7780		FOUR BOLT HUB W/CUPS & ZERK
9	SN7775		SEAL, SINGLE LIP
10	SN7781		MARKER ARM DEPTH BAND
11	SN7773		14" BLADE, 4 BOLT, .138" THICK .78" CONCAVITY
12	SN2045		HEX BOLT, 1/2"-13 X 1 3/4", GR5, Y/D
13	SN3567		LOCK NUT, 3/8"-16 HEX NYLON INSERT, GR 2, Y/D
14	SN114		HEX NUT, 1/2"-13 FULL, GR 2, Y/D
15	SN113		LOCK WASHER, 1/2" SPLIT TYPE MED, Y/D
16	SN486		FLAT WASHER, 1/2", Y/D
17	SNB2632		EXTENSION ARM
18	SN6441		MARKER ARM, 20' RIGHT
	SN6442		MARKER ARM, 20' LEFT
	SN6444		MARKER ARM, 12' & 15' RIGHT
	SN6445		MARKER ARM, 12' & 15' LEFT (SHOWN)
19	SN1243		JAM NUT, 3/4"-10 HEX, GR 2, Y/D
20	SN5731		EYE BOLT, 3/4"-10 X 4 1/2"
21	SN2045		HEX BOLT, 1/2"-13 X 1 3/4", GR5 Y/D
22	SN159		JAM NUT, 1/2"-13, GR 2, Y/D
23	SN1507		HEX BOLT, 1/2"-13 X 3 1/2", GR 5, Y/D
24	SN7782		HUB BRACKET
25	SN2487		HEX BOLT, 3/8"-16 X 2 1/2", GR5, Y/D
26	SN7825		SPINDLE, 1 1/4" X 8 5/8"(1"-14 UNS THD)
27	SN1609		COTTER PIN, 3/16" X 1 1/2"

I0003562
PR: t05g30m02c0030

INNER HYDRAULIC ROW MARKER ASSEMBLY

03563



**9412 THREE-POINTED MOUNTED DRILL
SERVICE PARTS**

73

INNER HYDRAULIC ROW MARKER ASSEMBLY

ITEM	NUMBER	QTY	DESCRIPTION
1	SN6617		SPRING, .262" WIRE DIA X 7 3/8" L, BLACK
2	SN6456		SPACER, 15' & 20' MARKER, 3 15/16"
3	SN4592		LOCK NUT, 3/4"-10 HEX CENTER GR 2, Y/D
4	SN1243		JAM NUT, 3/4"-10 HEX, GR 2, Y/D
5	SN6453		MARKER LINKAGE ARM, 20'
	SN6454		MARKER LINKAGE ARM, 15' (SHOWN)
6	SNHCL		LOCK NUT, 1"-8 UNC HEX CENTER, GR 2, Y/D
7	SN1849		JAM NUT, 1"-8 HEX, GR 2, Y/D
8	SN1484		HEX BOLT, 3/4"-10 X 7 1/2", GR 5, Y/D
9	SN6446		MARKER ARM, 15' INNER (SHOWN)
	SN6443		MARKER ARM, 20' INNER
10	SN3485		HEX BOLT, 1"-8 X 8", GR 5, Y/D
11	SN109		HEX BOLT, 1"-8 X 7", GR 5, Y/D
12	SNDR80019		U-BOLT, 3/4"-10 X 8 3/4" X 7 13/16" W, GR 5, Y/D
13	SN6447		MARKER MOUNT, 20' RIGHT
	SN6448		MARKER MOUNT, 20' LEFT
	SN6449		MARKER MOUNT, 15' RIGHT
	SN6450		MARKER MOUNT, 15' LEFT (SHOWN)
14	SNDR80018		U-BOLT, 1/2"-13 X 8 1/4" X 7 5/8" W, GR 5, Y/D

NOTE: WHEN ORDERING HYDRAULIC CYLINDER COMPONENTS, NOTE THE PART NUMBER AND THE CYLINDER PSI. (LOCATED ON THE CYLINDER DECAL) AS THEY CONTAIN DIFFERENT COMPONENTS. OLDER CYLINDERS WERE 2500 PSI. AND THE NEW CYLINDERS ARE 3000 PSI. IDENTIFYING THE PART # OF THE CYLINDER IS EXTREMELY IMPORTANT WHEN ORDERING PARTS TO ENSURE PROPER OPERATION OF THE HYDRAULIC CYLINDER.

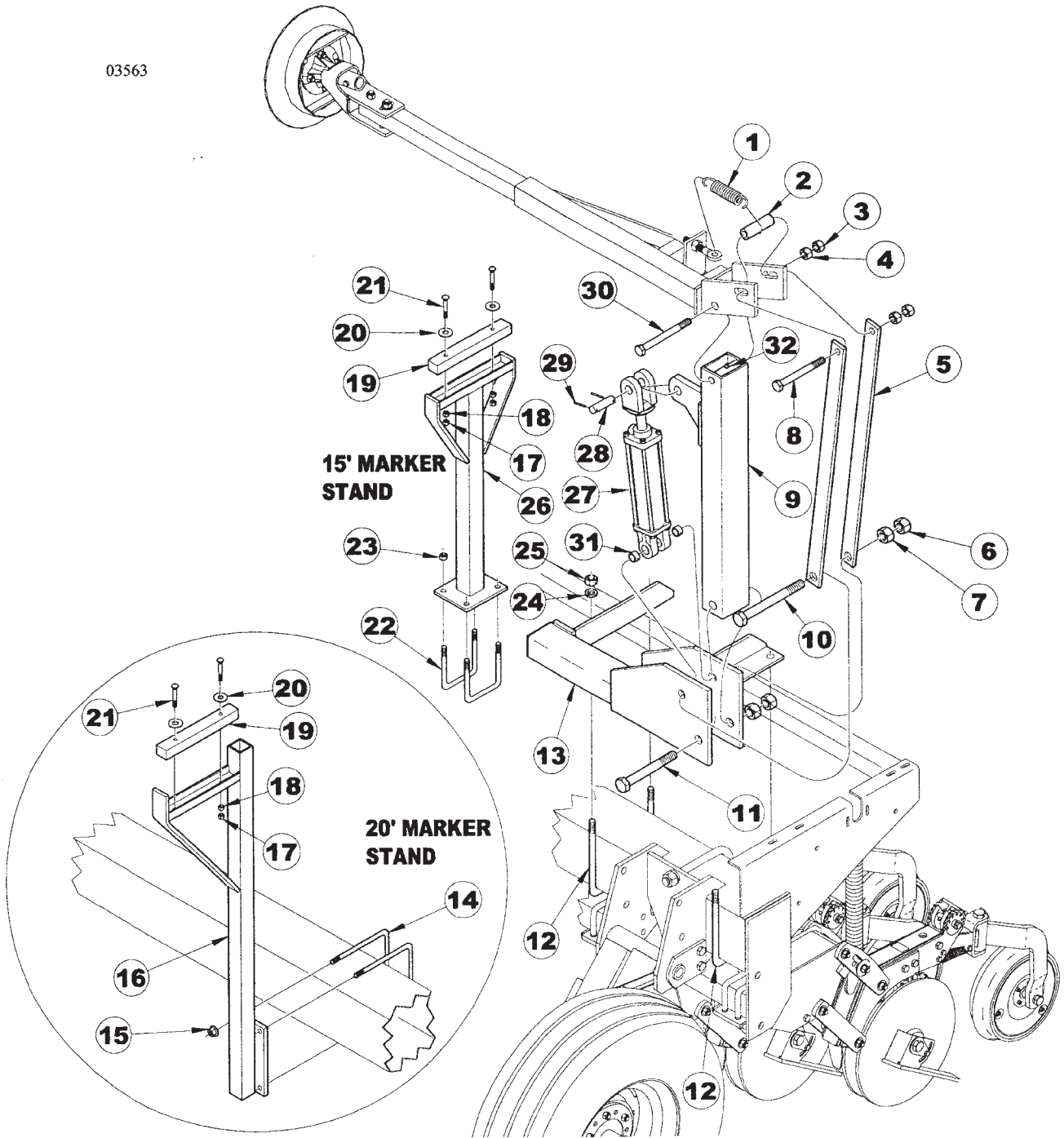
WARNING
THESE PARTS ARE IMPORTANT TO THE SAFETY OF THIS EQUIPMENT AND THOSE WHO OPERATE IT. USE ONLY EXACT REPLACEMENT PARTS TO PREVENT HYDRAULIC FAILURE. BEFORE REPLACING THESE PARTS, REVIEW AND FOLLOW THE INSTRUCTIONS IN THE SAFETY AND OPERATING SECTIONS OF THIS MANUAL.

CONTINUED

I0003563
PR: t05g30m02c0031

INNER HYDRAULIC ROW MARKER ASSEMBLY

03563



**9412 THREE-POINTED MOUNTED DRILL
SERVICE PARTS**

75

INNER HYDRAULIC ROW MARKER ASSEMBLY

ITEM	NUMBER	QTY	DESCRIPTION
15	SNDR81041		LOCK NUT, 1/2"-13 HEX FLANGE, GR 2, Y/D
16	SN6610		MARKER STAND, 20'
17	SN177		HEX NUT, 3/8"-16 FULL, GR 2, Y/D
18	SN1244		JAM NUT, 3/8"-16 HEX, GR 2, Y/D
19	SN6611		RUBBER PAD, MARKER STAND
20	SN2089		FLAT WASHER, 5/8", Y/D
21	SN6490		CARRIAGE BOLT, 3/8" X 2 1/2" GR 5, Y/D
22	SN6954		U-BOLT, 1/2"-13 X 4" X 4 9/16" W, GR 5, Y/D
23	SN2096		LOCK NUT, 1/2"-13 HEX NYLON INSERT, GR 8, Y/D
24	SN1040		LOCK WASHER, 3/4" SPLIT TYPE MED, Y/D
25	SN106		HEX NUT, 3/4"-10 FULL, GR 5, Y/D
26	SN6609		MARKER STAND, 15'
27	SNDR55002		CYLINDER, 2 1/2" X 8" ORB CROSS (*VERSION 1, PRIOR TO 6/23/03)
	SN12051		CYLINDER, 2 1/2" X 8" ORB CROSS, 3000 PSI (*VERSION 2, 6/23/03 & LATER)
28	SN5339		PIN, 1" X 4 1/16" (3"), Y/D
29	SN3164		ROLL PIN, 5/16" X 2" SPIRAL MEDIUM DUTY, Y/D
30	SN1676		HEX BOLT, 3/4"-10 X 7", GR 5 Y/D
31	SNDR12035		LOCKING COLLAR, 1 5/8" OD X 1" ID X 5/8" L W/SET SCREW
32	SN2098-6		GREASE ZERK, 1/4"-28, 17/32" L

NOTE: WHEN ORDERING HYDRAULIC CYLINDER COMPONENTS, NOTE THE PART NUMBER AND THE CYLINDER PSI. (LOCATED ON THE CYLINDER DECAL) AS THEY CONTAIN DIFFERENT COMPONENTS. OLDER CYLINDERS WERE 2500 PSI. AND THE NEW CYLINDERS ARE 3000 PSI. IDENTIFYING THE PART # OF THE CYLINDER IS EXTREMELY IMPORTANT WHEN ORDERING PARTS TO ENSURE PROPER OPERATION OF THE HYDRAULIC CYLINDER.

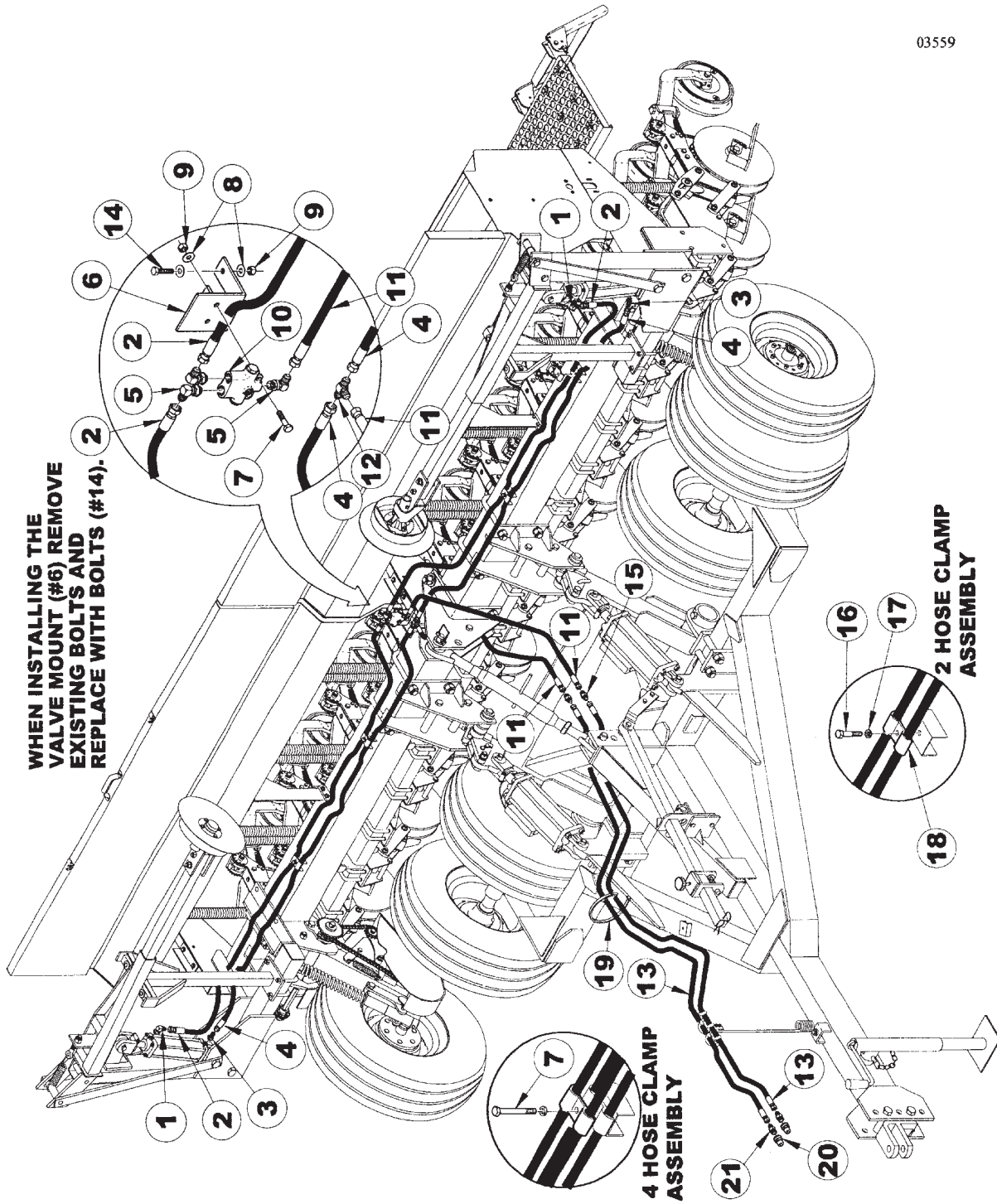
WARNING

THESE PARTS ARE IMPORTANT TO THE SAFETY OF THIS EQUIPMENT AND THOSE WHO OPERATE IT. USE ONLY EXACT REPLACEMENT PARTS TO PREVENT HYDRAULIC FAILURE. BEFORE REPLACING THESE PARTS, REVIEW AND FOLLOW THE INSTRUCTIONS IN THE SAFETY AND OPERATING SECTIONS OF THIS MANUAL.

I0003563
PR: t05g30m02c0031

ROW MARKER HYDRAULICS

03559



WHEN INSTALLING THE
VALVE MOUNT (#6) REMOVE
EXISTING BOLTS AND
REPLACE WITH BOLTS (#14).

4 HOSE CLAMP
ASSEMBLY

2 HOSE CLAMP
ASSEMBLY

**9412 THREE-POINTED MOUNTED DRILL
SERVICE PARTS**

77

ROW MARKER HYDRAULICS

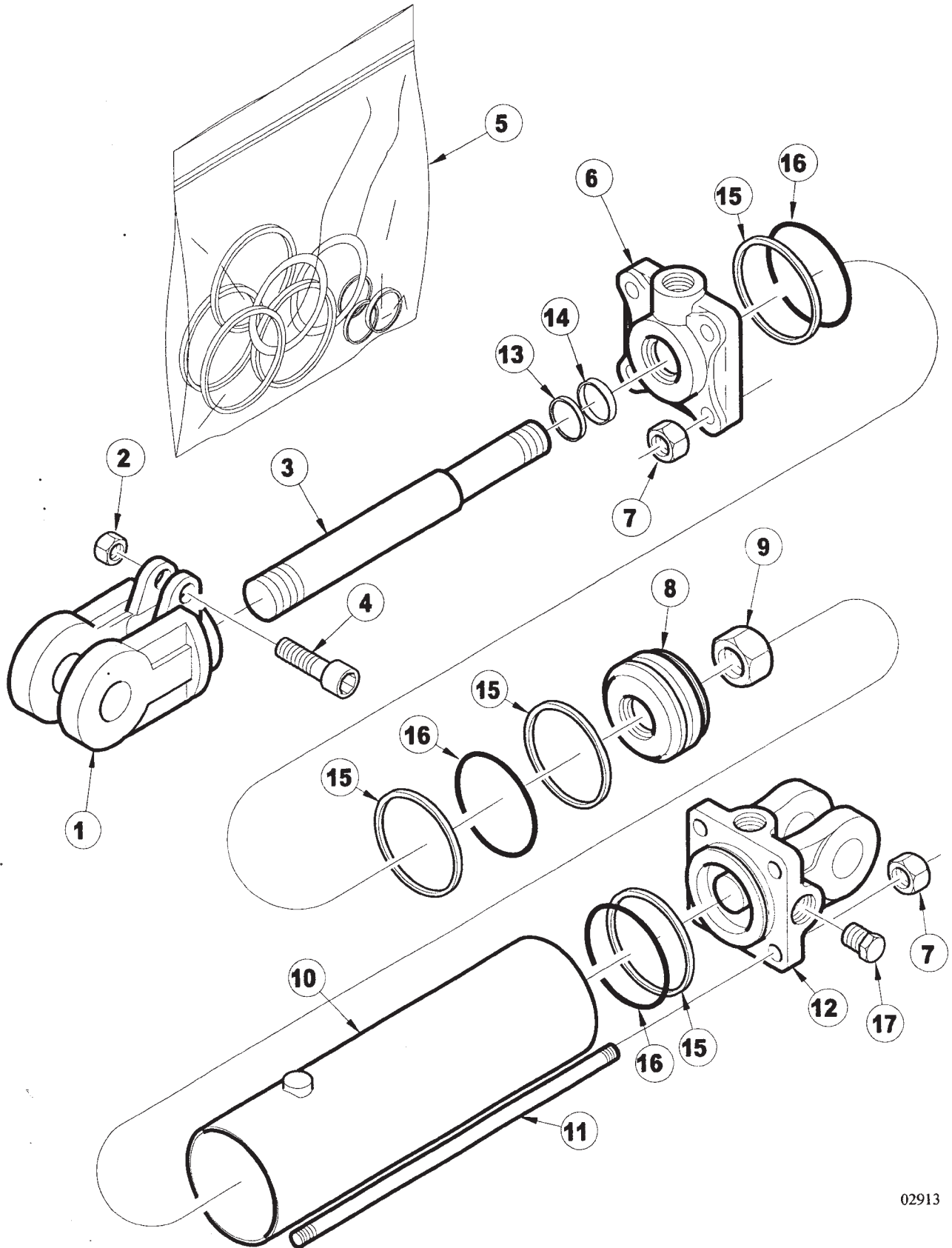
ITEM	NUMBER	QTY	DESCRIPTION
1	SN6991		90 DEG. STRAIGHT THREAD ELBOW, 9/16"-18 M.F. X 3/4"-16 O.R. WITH 1/32" REST
2	SN4110011		HOSE, 1/4" X 110" LONG, 9/16"-18 FEMALE ENDS, 15'
	SN4136011		HOSE, 1/4" X 136" LONG, 9/16"-18 FEMALE ENDS, 20'
3	SN6736		STRAIGHT THREAD CONNECTOR, 9/16"-18 M.F. X 3/4"-16 O.R.
4	SN4098011		HOSE, 1/4" X 98" LONG, 9/16"-18 FEMALE ENDS, 15'
	SN4130011		HOSE, 1/4" X 130" LONG, 9/16"-18 FEMALE ENDS, 20'
5	SN6935		90 DEG. STRAIGHT THREAD ELBOW, 9/16"-18 M.F. X 3/4"-16 O.R.
6	SNB1141		VALVE MOUNT (15')
	SN9184		VALVE MOUNT (20')
7	SN474		3/8" X 2" HEX BOLT
8	SN317		3/8" FLAT WASHER
9	SN3567		3/8" LOCK NUT
10	SNDR56006		VALVE, 3/4"-16 O.R. SEQUENCE
11	SN4050011		HOSE, 1/4" X 50" LONG, 9/16"-18 FEMALE ENDS
12	SN7077		UNION TEE, 9/16"-18 M.F.
13	SN4153002		HOSE, 3/8" X 153" LONG, FEMALE ENDS (USED WITH TRANSPORT PULL HITCH)
14	SN175		3/8" X 1 1/2" HEX BOLT
15	SN7075		UNION, 3/4"-16 M.F. X 9/16"-18 M.F. HEX (USED WITH TRANSPORT PULL HITCH)
16	SN3984		3/8" X 1 1/4" HEX BOLT
17	SN176		3/8" LOCK WASHER
18	SN5302		PIPE CLAMP, 3/8" BOLT HOLE
19	SN2587		PLASTIC HOSE STRAP, 21 1/2" L.
20	SN3253		HYDRAULIC COUPLER, MALE HALF
21	SN6177		MALE CONNECTOR, 9/16"-18 M.F. X 1/2"-14 M.P.T.
	SN2425		MALE CONNECTOR, 3/4"-16, M.F. X 1/2"-14 M.P.T. (USED WITH TRANSPORT PULL HITCH)

WARNING
THESE PARTS ARE IMPORTANT TO THE SAFETY
OF THIS EQUIPMENT AND THOSE WHO OPERATE
IT. USE ONLY EXACT REPLACEMENT PARTS TO
PREVENT HYDRAULIC FAILURE. BEFORE
REPLACING THESE PARTS, REVIEW AND
FOLLOW THE INSTRUCTIONS IN THE SAFETY
AND OPERATING SECTIONS OF THIS MANUAL.

I0003559
PR: t05g30m02c0032

9412 THREE-POINTED MOUNTED DRILL
SERVICE PARTS

2 1/2" X 8" CYLINDER DR55002
(VERSION 1, PRIOR TO 6/23/03)



**9412 THREE-POINTED MOUNTED DRILL
SERVICE PARTS**

79

**2 1/2" X 8" CYLINDER DR55002
(VERSION 1, PRIOR TO 6/23/03)**

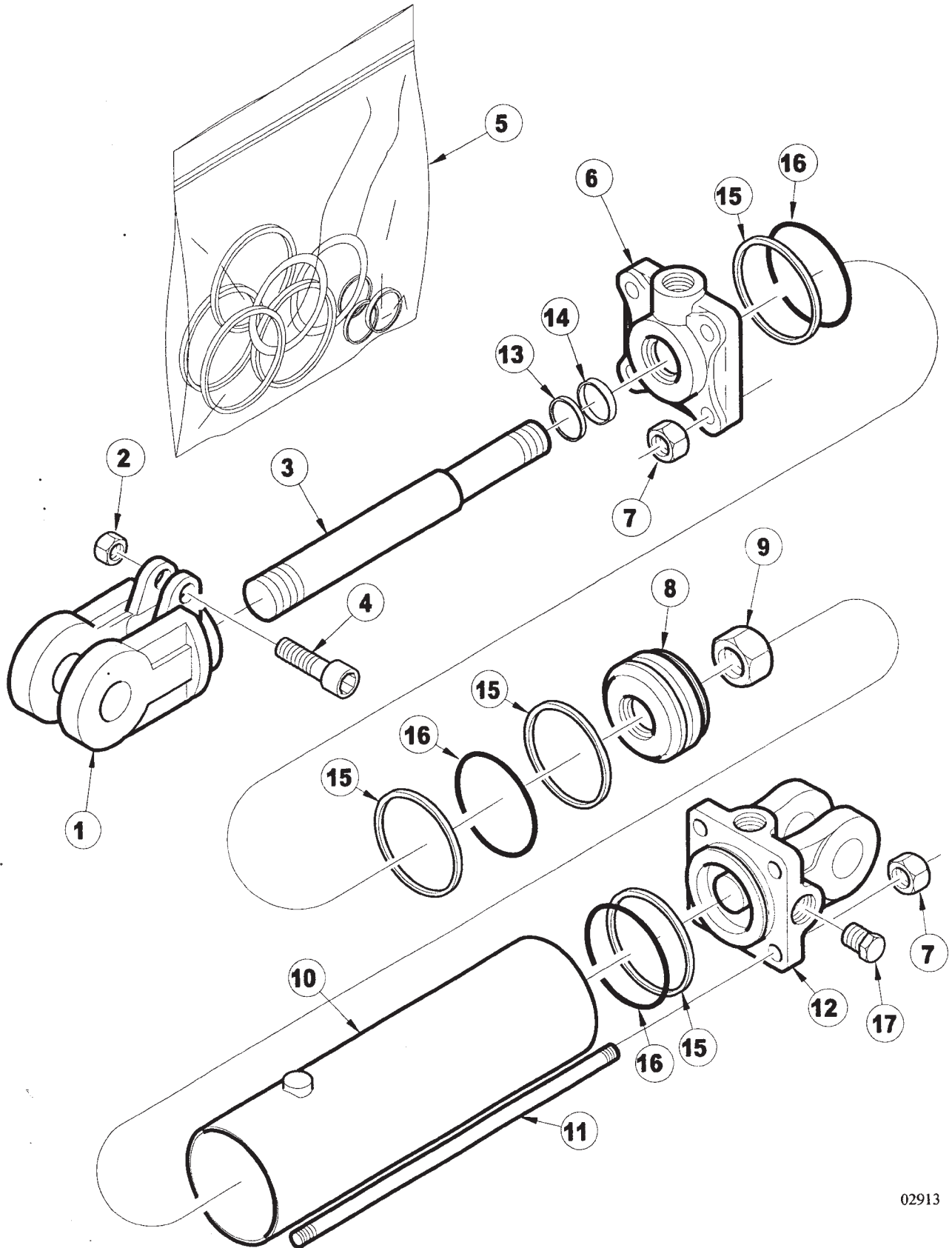
ITEM	NUMBER	QTY	DESCRIPTION
1	SN8629-1		CLEVIS , 1 1/16" THREADS
2	SN8671-1		CAPSCREW NUT
3	SN8879-1		1" ROD
4	SN8631-1		CAPSCREW
5	SN8800-1		SEAL KIT
6	SN8721-10		HEAD, 2 1/2", 1" ROD
7	SN8864-1		TIE ROD NUT
8	SN8689-1		PISTON
9	SN8681-1		PISTON NUT, 3/4"
10	SN8809-1		TUBE
11	SN8870-1		TIE ROD BOLT
12	SN8690-10		BASE, 2 1/2"
13			* WIPER
14			* U-CUP
15			* BACKUP
16			* O-RING
17	SN4458 SNDR55002		PLUG, 3/4"-16 O.R. 2 1/2" X 8" CROSS CYLINDER (VERSION 1, PRIOR TO 6/23/03)

* AVAILABLE IN THE SEAL KIT ONLY!
NOTE: WHEN ORDERING HYDRAULIC CYLINDER COMPONENTS, NOTE THE PART NUMBER AND THE CYLINDER PSI. (LOCATED ON THE CYLINDER DECAL) AS THEY CONTAIN DIFFERENT COMPONENTS. OLDER CYLINDERS WERE 2500 PSI. AND THE NEW CYLINDERS ARE 3000 PSI. IDENTIFYING THE PART # OF THE CYLINDER IS EXTREMELY IMPORTANT WHEN ORDERING PARTS TO ENSURE PROPER OPERATION OF THE HYDRAULIC CYLINDER.

I0002913
PR: t05g30m02c0033

9412 THREE-POINTED MOUNTED DRILL
SERVICE PARTS

2 1/2" X 8" CYLINDER 12051R
(VERSION 2, 6/23/03 & LATER)



**9412 THREE-POINTED MOUNTED DRILL
SERVICE PARTS**

81

**2 1/2" X 8" CYLINDER 12051R
(VERSION 2, 6/23/03 & LATER)**

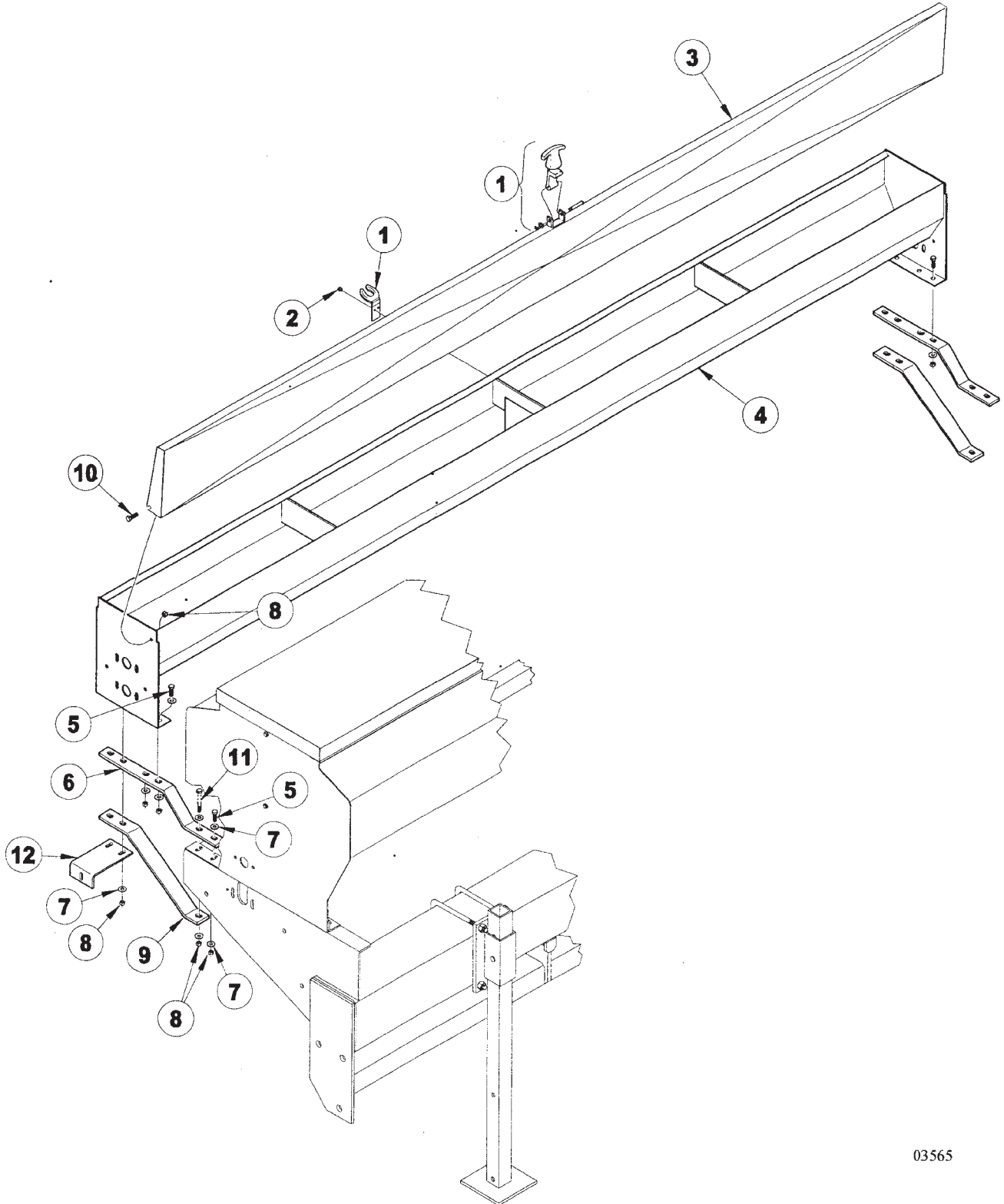
ITEM	NUMBER	QTY	DESCRIPTION
1	SN8629-1		CLEVIS , 1 1/16" THREADS
2	SN8671-1		CAPSCREW NUT
3	SN8879-1		1" ROD
4	SN8631-1		CAPSCREW
5	SN8756-1		SEAL KIT, 2 1/2", 1 1/16" ROD, CROSS
6	SN8731-10		HEAD, 2 1/2", 1 1/16" ROD, CROSS (ORB)
7	SN8864-1		TIE ROD NUT
8	SN8714-1		PISTON, 2 1/2" W/3/4" HOLE, CROSS
9	SN8681-1		PISTON NUT, 3/4"
10	SN8809-1		TUBE
11	SN8870-1		TIE ROD BOLT
12	SN8680-10		BASE, 2 1/2" (ORB), 1" PIN, CROSS
13			* WIPER
14			* U-CUP
15			* BACKUP
16			* O-RING
17	SN4458		PLUG, 3/4"-16 O.R.
	SN12051		CYLINDER, 2 1/2" X 8" (20 1/4" CPC)ORB CROSS, 3000 PSI (VERSION 1, PRIOR TO 6/23/03)

* AVAILABLE IN THE SEAL KIT ONLY!
NOTE: WHEN ORDERING HYDRAULIC CYLINDER COMPONENTS, NOTE THE PART NUMBER AND THE CYLINDER PSI. (LOCATED ON THE CYLINDER DECAL) AS THEY CONTAIN DIFFERENT COMPONENTS. OLDER CYLINDERS WERE 2500 PSI. AND THE NEW CYLINDERS ARE 3000 PSI. IDENTIFYING THE PART # OF THE CYLINDER IS EXTREMELY IMPORTANT WHEN ORDERING PARTS TO ENSURE PROPER OPERATION OF THE HYDRAULIC CYLINDER.

I0002913
PR: t05g30m02c0034

9412 THREE-POINTED MOUNTED DRILL
SERVICE PARTS

GRASS SEEDER HOPPER ASSEMBLY (OPTIONAL)



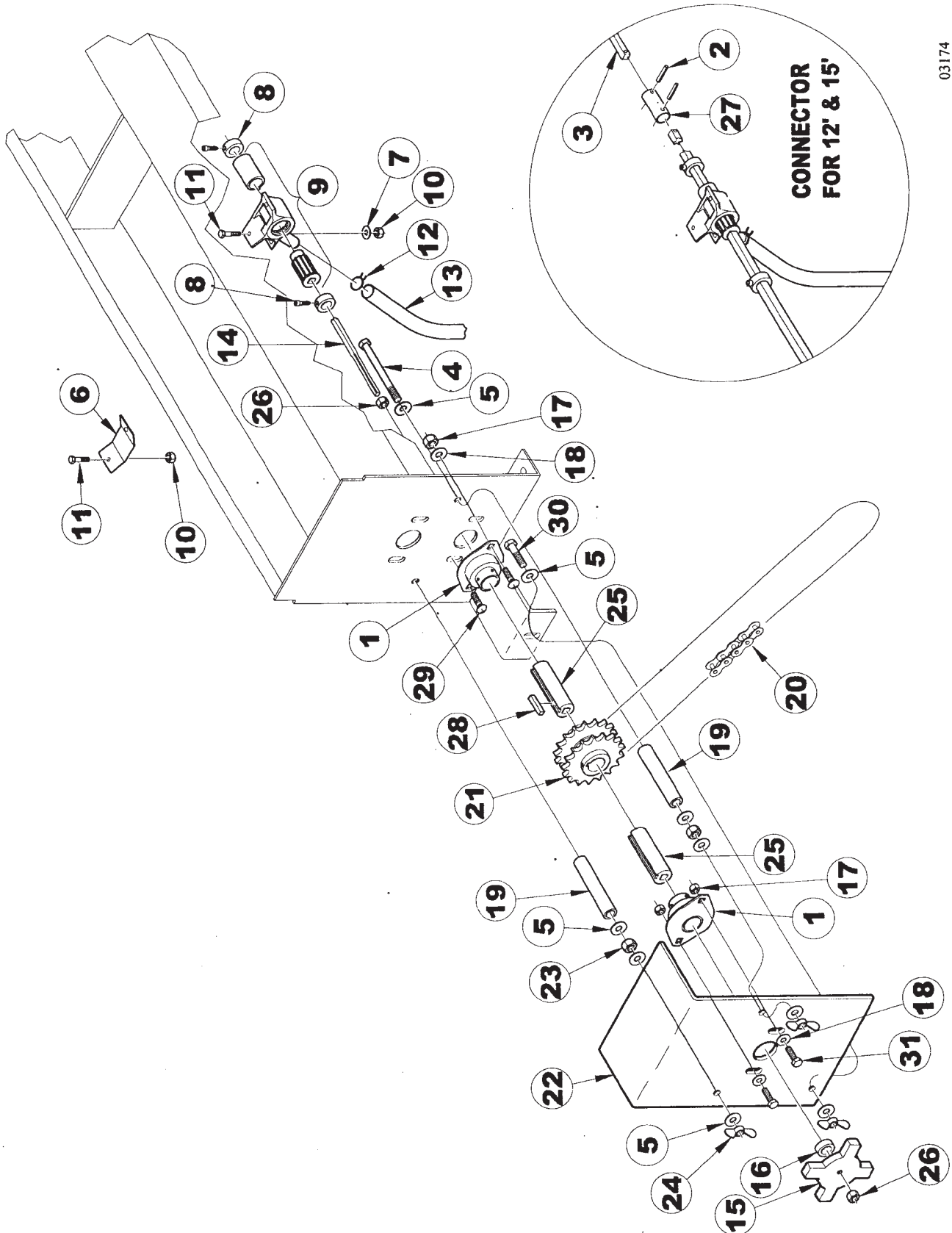
9412 THREE-POINTED MOUNTED DRILL**83****SERVICE PARTS****GRASS SEEDER HOPPER ASSEMBLY (OPTIONAL)**

ITEM	NUMBER	QTY	DESCRIPTION
1	SNA0007		HOPPER LATCH ASSEMBLY
2	SNDR12034		3/16" X 1/4" RIVET
3	SN9930R		HOPPER LID, 12' GRASS SEEDER
	SNBP10065		7 1/2' HOPPER LID, 15'
	SNBP10076		10' HOPPER LID, 10' & 20' (SHOWN)
4	SN9931R		HOPPER BOX, 12' GRASS SEEDER
	SNBP10296		7 1/2' HOPPER BOX, 15'
	SNBP10074		10' HOPPER BOX, 10' & 20' (SHOWN)
5	SN175		3/8" X 1 1/2" HEX BOLT
6	SNBP10030		UPPER BRACKET
7	SN317		3/8" FLAT WASHER
8	SN3567		3/8" LOCK NUT
9	SNBP10031		LOWER BRACKET
10	SN178		3/8" X 1" HEX BOLT
11	SNFK150221		3/8" X 5" HEX BOLT
12	SN7956		BRACKET, LOWER CHAIN GUARD

I0003565
PR: t05g30m02c0035

9412 THREE-POINTED MOUNTED DRILL
SERVICE PARTS

GRASS SEEDER SHAFT ASSEMBLY



03174

**9412 THREE-POINTED MOUNTED DRILL
SERVICE PARTS**

85

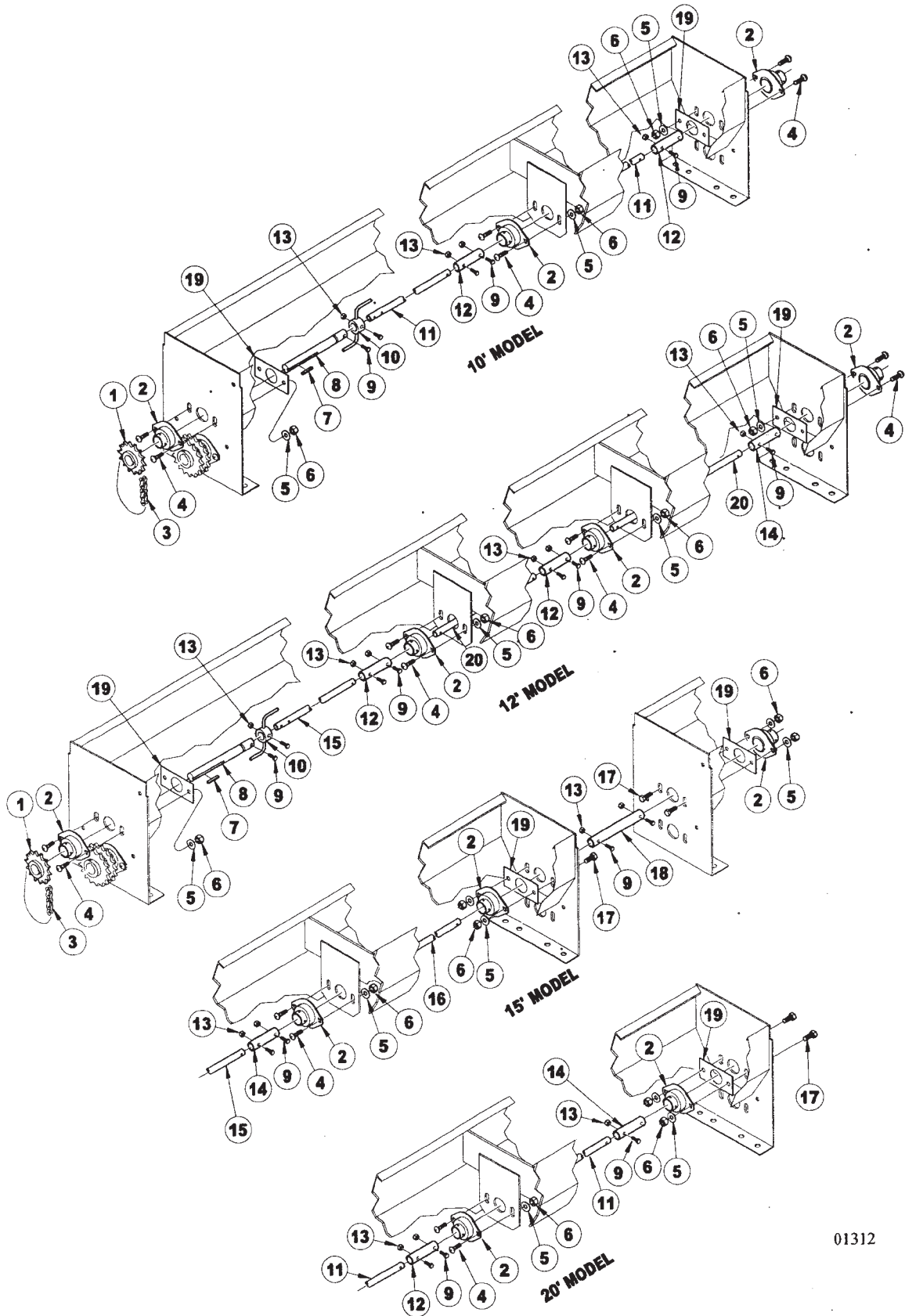
GRASS SEEDER SHAFT ASSEMBLY

ITEM	NUMBER	QTY	DESCRIPTION
1	SNDR30009		BEARING, 1" LFST
2	SNFK150189		1/8" X 1 1/4" ROLL PIN, 12' & 15' ONLY
3	SN9934		SHAFT, 60", 3/8" SQ. Y/D, 12' ONLY
	SN6694		88 1/4" SHAFT, 3/8" SQ., 15' ONLY
4	SNDR10026		3/8" X 4" HEX BOLT
	SN7952		HEX BOLT, 3/8" -16 X 5 1/2", GR 5, Y/D, 12' ONLY
5	SN317		3/8" FLAT WASHER
6	SNBP10041		SEED METER PLUG
7	SN506		1/4" FLAT WASHER
8	SNDR12006		LOCKING COLLAR
9	SNA0119		SEED METER ASSEMBLY, GRASS SEEDER
10	SN3881		1/4" LOCK NUT
11	SNDR10025		1/4" X 5/8" HEX BOLT
12	SNDR12003		GRASS SEED TUBE CLAMP
13	SNDR20005		SEED TUBE, .875" O.D. X .625" I.D., 48"L
14	SN6694		SHAFT, 88 1/4", 3/8" SQ, Y/D(15' DRILLS)
	SN7953		SHAFT, 96 1/2", 3/8" SQ, Y/D (12' & 15' DRILLS)
	SN7954		SHAFT, 126 1/2", 3/8" SQ, Y/D (10' & 20' DRILLS)
	SNB1610		124" SHAFT, 3/8" SQ., 10' & 20'
15	SNB1142		ADJUSTMENT KNOB
16	SN6713		SPACER, 1" O.D. X .563" I.D., 1" L.
17	SN6378		5/16" LOCK NUT
18	SN6377		5/16" FLAT WASHER
19	SNB2620		SPACER, .750" O.D. X .500" I.D., 2 5/8"L
	SN7955		SPACER, .750" O.D. X .437" I.D., 4" L., 12' ONLY
20	SN6711		48 1/8" #50 CHAIN WITH HALF LINK
21	SN6710		DOUBLE SPROCKET, 17 TOOTH, 1" BORE, #50 CHAIN
22	SN7957		CHAIN GUARD BEARING BRACKET, RIGHT GRASS SEEDER
	SN7958		CHAIN GUARD BEARING BRACKET, LEFT GRASS SEEDER
23	SN177		3/8" FULL NUT
24	SNDR10506		3/8" WING NUT
25	SN6569		KEYED BUSHING, 1" O.D. X 2 1/2" L.
26	SN159		1/2" JAM NUT
27	SN6695		METER SHAFT CONNECTOR (3/8"), 15' ONLY
28	SNDR41509		SPROCKET KEY
29	SN6376		5/16" X 1" CARRIAGE BOLT
30	SN3984		HEX BOLT, 3/8"-16 X 1 1/4", GR 5, Y/D
31	SN3722		5/16"-18 X 1" HEX BOLT, GR5, Y/D

I0003174
PR: t05g30m02c0036

9412 THREE-POINTED MOUNTED DRILL
SERVICE PARTS

GRASS SEEDER AGITATOR ASSEMBLY



9412 THREE-POINTED MOUNTED DRILL
SERVICE PARTS

87

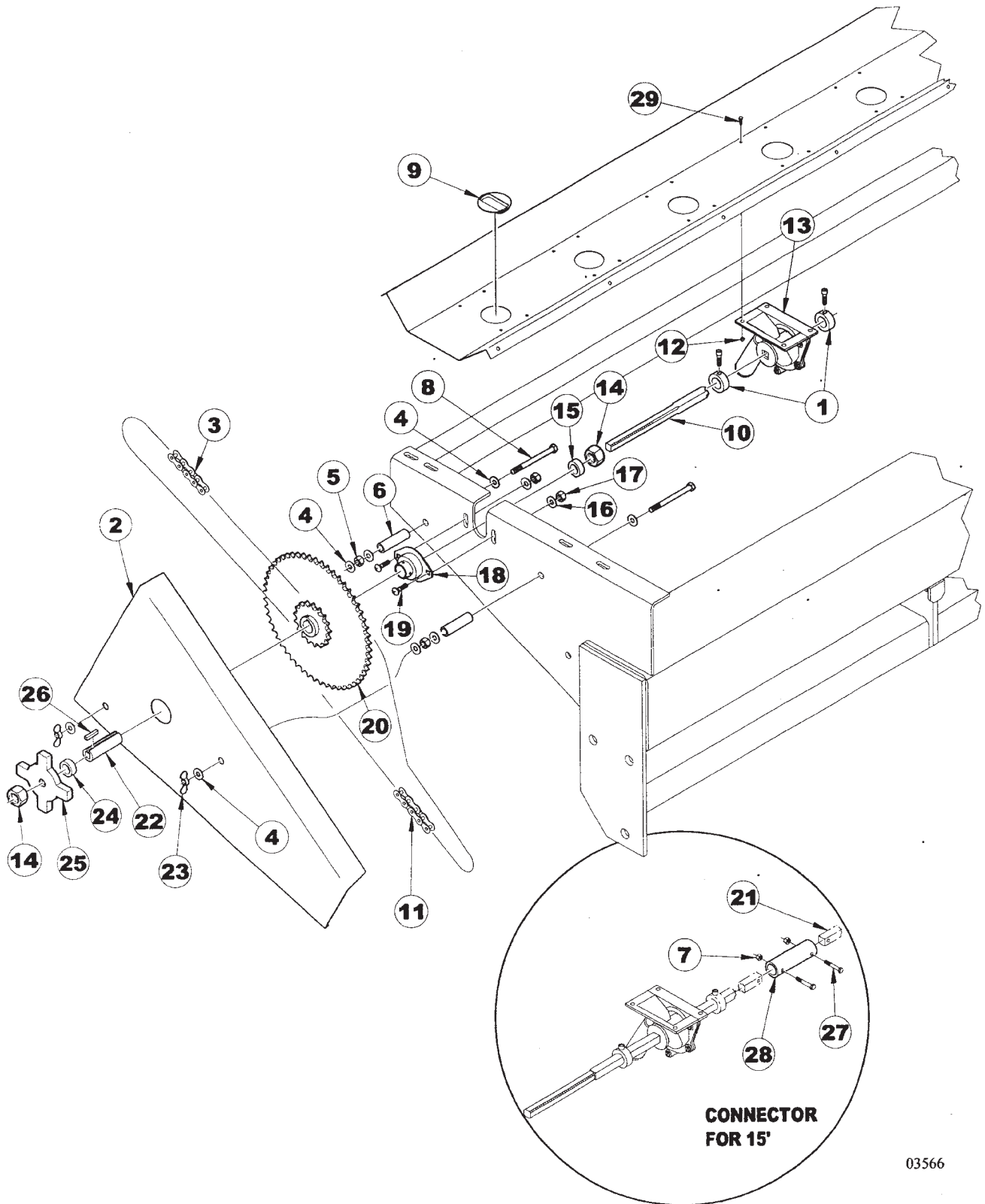
GRASS SEEDER AGITATOR ASSEMBLY

ITEM	NUMBER	QTY	DESCRIPTION
1	SN6714		SPROCKET, 14 TOOTH, 1" BORE, #50 CHAIN
2	SNDR30009		BEARING, 1" LFST
3	SN6709		16 7/8" #50 CHAIN
4	SN6376		5/16" X 1" CARRIAGE BOLT
5	SN6377		5/16" FLAT WASHER
6	SN6378		5/16" LOCK NUT
7	SNDR41509		SPROCKET KEY
8	SN6699		7 3/8" AGITATOR SHAFT, 10' 12' & 20'
9	SN2486		1/4" X 1 1/2" HEX BOLT
10	SN6703		AGITATOR
11	SN6696		55 1/2" AGITATOR SHAFT, 10' & 20'
	SN6697		AGITATOR SHAFT, 43 3/8", 12'
12	SN6701		AGITATOR CONNECTOR, 5 1/8" L., 10' 12' & 20'
13	SN3881		1/4" LOCK NUT
14	SN6702		AGITATOR CONNECTOR, 3 3/4" L., 15' & 20'
15	SN6697		43 3/8" AGITATOR SHAFT, 15'
16	SN6698		40 1/16" AGITATOR SHAFT, 15'
17	SN3722		5/16" X 1" HEX BOLT, 15' & 20'
18	SN6700		AGITATOR CONNECTOR, 7 1/2" L., 15'
19	SN7459		BEARING PLATE, AGITATOR
20	SN9932R		AGITATOR SHAFT, 46 1/2", 12'

I0001312
PR: t05g30m02c0037

9412 THREE-POINTED MOUNTED DRILL
SERVICE PARTS

DRILL SHAFT ASSEMBLY WHEN USING GRASS
SEEDER



**9412 THREE-POINTED MOUNTED DRILL
SERVICE PARTS**

89

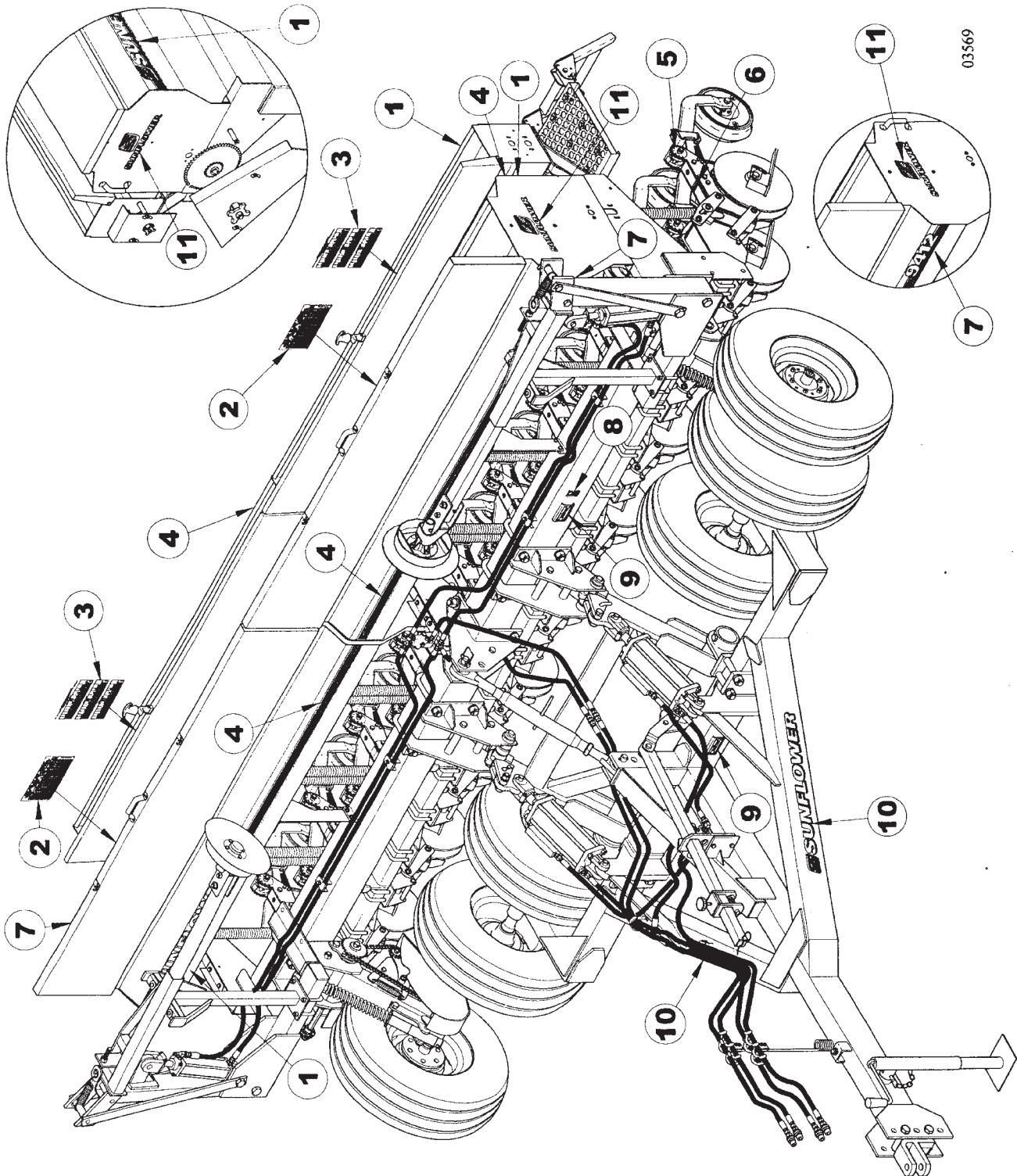
**DRILL SHAFT ASSEMBLY WHEN USING GRASS
SEEDER**

ITEM	NUMBER	QTY	DESCRIPTION
1	SN6581		LOCKING COLLAR, 1 1/2" OD X 6325 SQ. W/CAP SCREW
2	SN9190		RIGHT CHAIN GUARD
	SN9191		LEFT CHAIN GUARD, 20' ONLY
3	SN6711		48 1/8" #50 CHAIN WITH HALF LINK
4	SN317		3/8" FLAT WASHER
5	SN177		3/8" FULL NUT
6	SNB2620		SPACER, .750" O.D. X .500" I.D., 2 5/8" L.
7	SN3881		1/4" LOCK NUT
8	SNDR10026		3/8" X 4" HEX BOLT
9	SNDR12017		SEED METER PLUG
10	SNB1598		94" SHAFT, 5/8" SQ., 7 1/2' & 15'
	SN9188		SHAFT, 124 3/4", 5/8" SQ, Y/D 10'
11	SNDR80030		64 3/8" #50 CHAIN
12	SN10326		NUT, 10-24 UNC HEX HEAD W/LOCKWASHER
13	SNA0012		SEED METER ASSEMBLY
14	SN1243		3/4" JAM NUT
15	SN6704		SPACER, 1.25" O.D. X .875" I.D., 3/4" L.
16	SN6377		5/16" FLAT WASHER
17	SN6378		5/16" LOCK NUT
18	SNDR30009		BEARING, 1" LFST
19	SN6376		5/16" X 1" CARRIAGE BOLT
20	SN6707		DOUBLE SPROCKET, (1) 54 TOOTH, (1) 17 TOOTH, 1" BORE, #50 CHAIN
21	SNB1599		88 1/4" SHAFT, 5/8" SQ., 15'
22	SNDR41506		KEYED BUSHING, 1" O.D. X 31/4" L.
23	SNDR10506		3/8" WING NUT
24	SNBT10275		SPACER, 1.250" O.D. X .781" I.D., 15/32" L.
25	SNB1540		ADJUSTMENT KNOB
26	SNDR41509		SPROCKET KEY
27	SN1550		1/4" X 2" HEX BOLT, 15' ONLY
28	SNB2639		METER SHAFT CONNECTOR, 15' ONLY
29	SN9076		HEX BOLT, NO. 10-24 X 1/2", GR2, Y/D

I0003566
PR: t05g30m02c0038

9412 THREE-POINTED MOUNTED DRILL
SERVICE PARTS

DECAL PLACEMENT



**9412 THREE-POINTED MOUNTED DRILL
SERVICE PARTS**

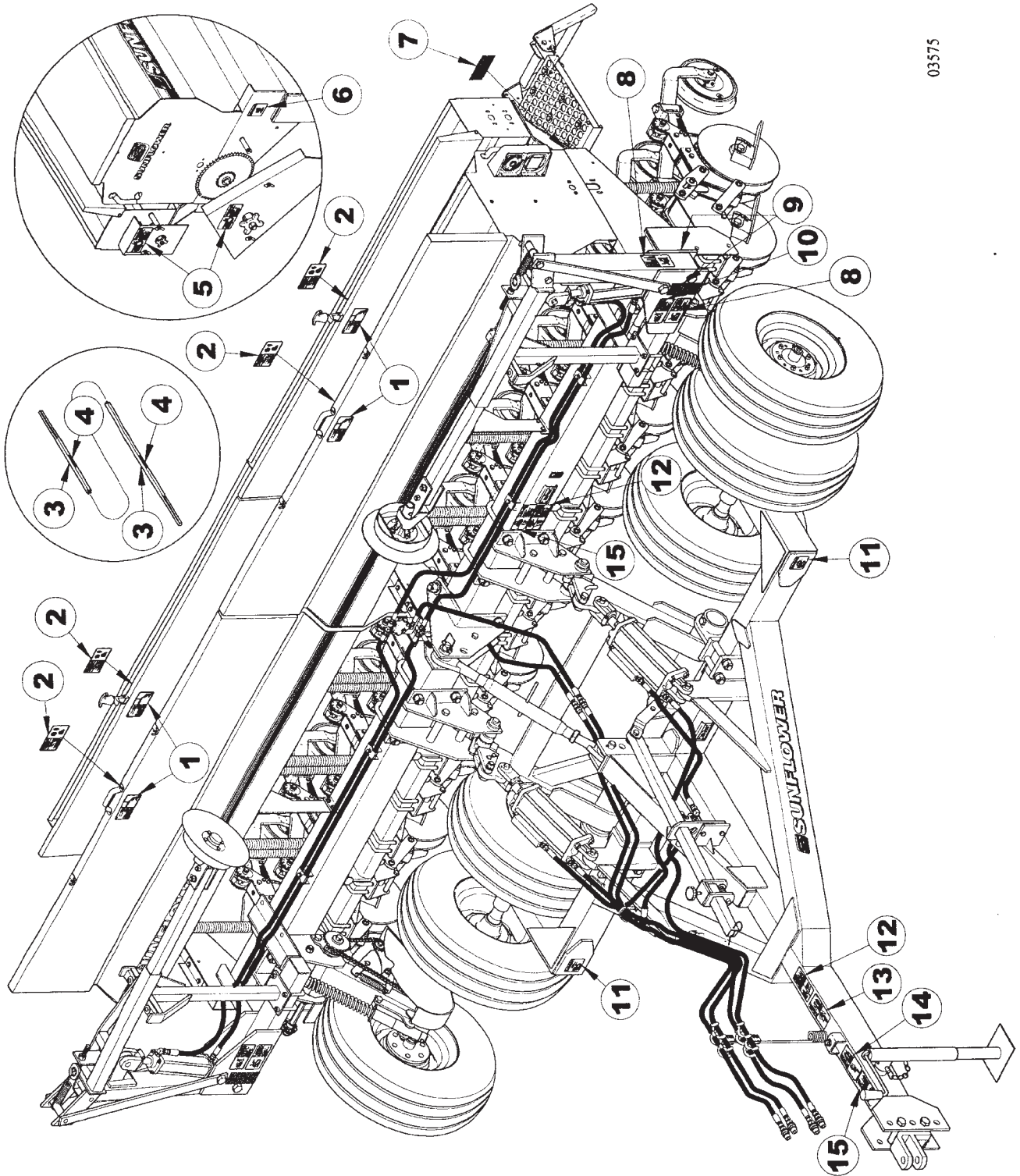
91

DECAL PLACEMENT

ITEM	NUMBER	QTY	DESCRIPTION
1	SN997701		3 1/2" X 36 1/2" L SUNFLOWER/GRAIN
2	SN997327		SEED CHART DECAL, GRAIN DRILL
3	SN997326		SEED CHART DECAL, GRASS SEED
4	SN997707		STRIPE, 2 1/8" X 76" L, YELLOW/BLACK
5	SN997407		DEPTH DECAL
6	SN997459		PATENT DECAL #5, 626, 196
7	SN997704		9412 DECAL
8	SN997246		FEMA DECAL
9			SERIAL NUMBER PLATE
10	SN997002		SUNFLOWER DECAL
11	SN997708		SUNFLOWER DECAL - END PANEL

I0003569
PR: t05g30m02c0039

SAFETY SIGN PLACEMENT



03575

**9412 THREE-POINTED MOUNTED DRILL
SERVICE PARTS**

93

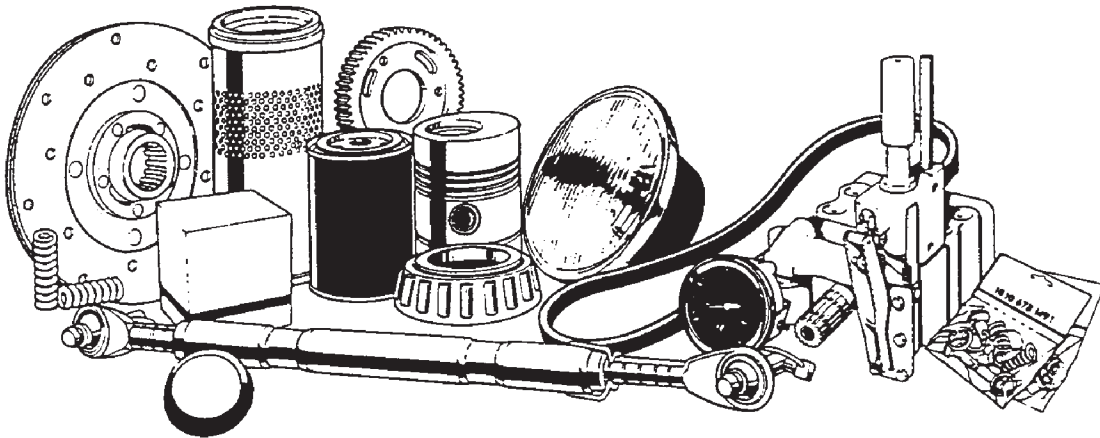
SAFETY SIGN PLACEMENT

ITEM	NUMBER	QTY	DESCRIPTION
1	SN997320		WARNING - FALLING HAZARD
2	SN997325		WARNING - CHEMICAL HAZARD
3	SN997340		YELLOW REFLECTIVE TAPE, 1/2" X 3" L
4	SN997339		RED REFLECTIVE TAPE, 1/2" X 3"L
5	SN997319		WARNING - MOVING PART HAZARD
6	SN997321		WARNING - GUARD MISSING
7	SN997040		RED REFLECTIVE TAPE
8	SN997324		DANGER - OVERHEAD MARKER HAZARD
9	SN997041		AMBER REFLECTIVE TAPE
10	SN997323		DANGER - ELECTROCUTION HAZARD
11	SN997318		WARNING - 20 MPH MAX TRANSPORT SPEED
12	SN997311		WARNING - HIGH PRESSURE FLUID HAZARD
13	SN997048		FASTEN SAFETY CHAIN
14	SN997074		WARNING - UNHITCHING HAZARD
15	SN997043		CAUTION - READ OPERATORS MANUAL

I0003575
PR: t05g30m02c0040

RECOMMENDED DEALER STOCK

RECOMMENDED DEALER'S STOCK



**9412 THREE-POINTED MOUNTED DRILL
RECOMMENDED DEALER LIST**

95

RECOMMENDED DEALER STOCK

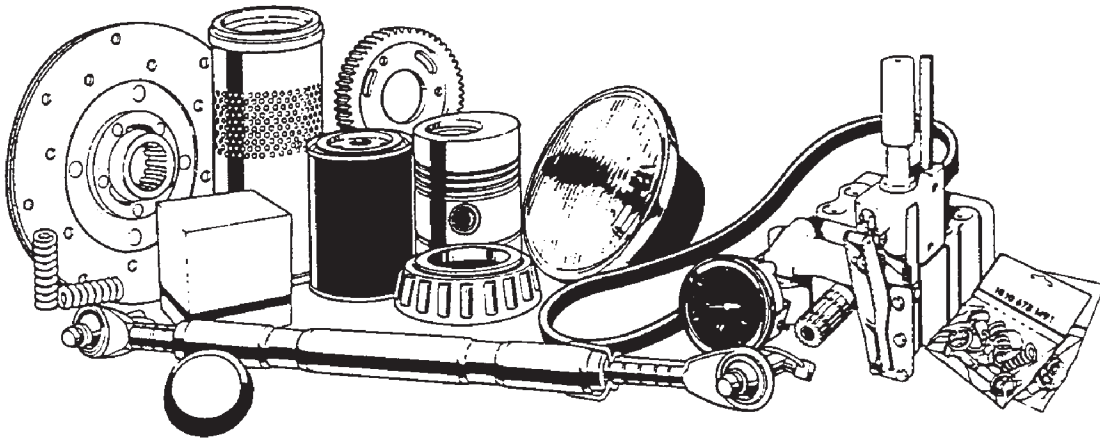
ITEM	NUMBER	QTY	DESCRIPTION
-	SN3303	1	1 1/32" I.D. X 1 3/4" O.D. WASHER
-	SN3302	1	1" SLOTTED FULL NUT
-	SN7773	2	14" BLADE, 4 BOLT, .138" THICK .78"
-	SN7176	4	15" BLADE, 1 1/2" BORE 3.5 MM 6 BOLT
-	SN3686	1	8 BOLT HUB ASSEMBLY (ITEMS 5 THRU 16)
-	SN3117	6	9/16" LUG NUT
-	SN3118	6	9/16" X 1 7/8" PRESS IN LUG BOLT
-	SNDR30005	2	BEARING
-	SNB1120	2	BEARING FLANGE, 6 HOLE, Y/D
-	SN777	2	BEARING RACE (L44610)
-	SN3683	2	BEARING(LM603049)
-	SNDR30009	2	BEARING, 1" LFST
-	SN7218	10	BEARING, 40 MM
-	SN9081	1	BEARING, 7/8" HEX BORE
-	SN12360	1	CHAIN, 48 11/16" L NO. 50
-	SN9177	1	CHAIN, 55 5/8" L NO. 50
-	SN9176	1	CHAIN, 79 3/8" L NO. 50 WITH CONNECTOR
-	SNDR12011	8	CLAMP, SEED TUBE
-	SN1610	1	DUST CAP
-	SNB1127	1	DUST CAP
-	SN7779	1	DUST CAP, 1.986" OD X .032" TH Y/D
-	SN5731	2	EYE BOLT, 3/4"-10 X 4 1/2"
-	SN7780	1	FOUR BOLT HUB W/CUPS & ZERK
-	SN7778	1	HEX NUT, 1"-14 SLOTTED .531" TH GR 2,
-	SNA0007	2	HOPPER LATCH ASSEMBLYT
-	SN1935	2	INNER BEARING (LM501349)
-	SN1936	2	INNER RACE (LM501310)
-	SN7896	1	L-BOLT, 1"-8 X 9" X 9", Y/D
-	SN7024	1	L-BOLT, 5/8"-11 X 4 5/8" X 6 5/8", Y/D
-	SN9753N	4	OPENER BLADE & BRG ASSEMBLY, HEADS UP
-	SN1606	2	OUTER BEARING (LM67048)
-	SN1605	2	OUTER RACE (LM67010)
-	SNDR12017	2	PLUG, SEED METER
-	SN3684	4	RACE (LM603011)
-	SN7804	4	SCRAPER, LONG RIGID
-	SN10127	4	SCRAPER, OPENER LEFT
-	SN10126	4	SCRAPER, OPENER RIGHT
-	SN7803	4	SCRAPER, SHORT RIGID
-	SN8800-1	2	SEAL KIT

CONTINUED

RDL
PR: t05g30m02c0041

RECOMMENDED DEALER STOCK

RECOMMENDED DEALER'S STOCK



**9412 THREE-POINTED MOUNTED DRILL
RECOMMENDED DEALER LIST**

97

RECOMMENDED DEALER STOCK

ITEM	NUMBER	QTY	DESCRIPTION
-	SN8756-1	2	SEAL KIT, 2 1/2", 1 1/16" ROD, CROSS
-	SN8612-1	2	SEAL KIT, 4", 1 1/2" ROD, CROSS
-	SN8784-1	2	SEAL KIT, 4", 1 1/2" ROD, CROSS
-	SN7775	2	SEAL, SINGLE LIP
-	SNA0012	2	SEED METER ASSEMBLY
-	SN9937	4	SEED TUBE, ALL PURPOSE HEADS UP
-	SNDR20004	8	SEED TUBE, RUBBER
-	SNDR12016	1	SIGHT GLASS
-	SN3300	1	SIX BOLT HUB ASSEMBLY WITH 3301 SEAL
-	SN7001	1	SMV EMBLEM
-	SN9708	2	SPRING, .162" WIRE DIA X 5" L EXTENSION
-	SN9077	1	SPROCKET, 10 TOOTH, 7/8" HEX BORE
-	SN9078	1	SPROCKET, 12 TOOTH, 7/8" HEX BORE
-	SN6714	1	SPROCKET, 14 TOOTH, 1" BORE, #50 CHAIN
-	SN9079	1	SPROCKET, 24 TOOTH, 7/8" HEX BORE
-	SNDR40506	1	SPROCKET, 54 TOOTH, 1" BORE #50 CHAIN
-	SNDR80029	1	SPROCKET, IDLER
-	SN7411	1	TIRE, 2" X 13" SMOOTH CROWN CLINCH
-	SN7409	1	TIRE, 2" X 13" V-CROWN CLINCH
-	SN7410	1	TIRE, 3" X 13" CENTER RIB CLINCH
-	SN7407	1	TIRE, 3" X 13" DOUBLE RIB CLINCH
-	SN7408	1	TIRE, 4" X 12" DOUBLE RIB
-	SN3301	2	TRIPLE LIP SEAL
-	SN7070	1	U-BOLT, 1"-8 X 9" X 8 1/16" W, GR 5, Y/D
-	SNDR80019	1	U-BOLT, 3/4"-10 X 8 3/4" X 7 13/16" W,
-	SNDR11507	1	U-BOLT, 7/16"-14 X 4" X 2 1/2"W,
-	SNDR80044	1	U-BOLT, 7/8"-9 X 8 3/4" X 7 15/16" W,
-	SN776	2	WHEEL BEARING (L44643)

NOTE: THIS PARTS STOCK LIST
INDICATES THOSE ITEMS RECOMMENDED
TO SERVICE ONE UNIT.

RDL
PR: t05g30m02c0041

GRAIN DRILLS

PARTS CATALOG

SUNFLOWER[®]
9421 TWO-SECTION FOLDING DRILL

**II
INDEX**

9421 TWO-SECTION FOLDING DRILL

RECOMMENDED DEALER LIST

RECOMMENDED DEALER STOCK 113

SERVICE PARTS

ALL PURPOSE HEADS UP OPENER (YEAR 2001 & LATER DRILLS) 47
 ALL PURPOSE OPENER ASSEMBLY (YEAR 2000 & EARLIER DRILLS) 41
 ALL PURPOSE OPENER PRESS WHEEL ASSY (YEAR 2000 & EARLIER DRILLS) 45
 CENTER LIFT SPINDLE & TIRE ASSEMBLY 31
 DECAL PLACEMENT 109
 DRILL SHAFT ASSEMBLY WHEN USING GRASS SEEDER 107
 DUAL WHEEL WING LIFT ASSEMBLY 29
 ELECTRIC CLUTCH KIT 95
 ELECTRIC CLUTCH KIT ASSEMBLY 97
 FOLD ARMS & CYLINDER ASSEMBLY 27
 FOLD HYDRAULIC ASSEMBLY 73
 FRAME ASSEMBLY 11
 GAUGE WHEEL ASSEMBLY 35
 GRASS SEEDER AGITATOR ASSEMBLY 105
 GRASS SEEDER HOPPER ASSEMBLY (OPTIONAL) 101
 GRASS SEEDER SHAFT ASSEMBLY 103
 HEADS UP OPENER PRESS WHEEL ASSEMBLY (YEAR 2001 & LATER DRILLS) 51
 LEFT WING LIFT HYDRAULICS 67
 LIFT & MAIN FRAME ASSEMBLY 17
 LIFT ASSEMBLY 19
 LIGHT KIT ASSEMBLY 99
 LOWER GAUGE WHEEL ASSEMBLY 37
 MAIN FRAME ROW MARKER HYDRAULICS 87
 MAIN LIFT HYDRAULIC ASSEMBLY 61
 OPENER SHIELD ASSEMBLY 93
 PRESS WHEEL & TIRE ASSEMBLY 53
 ROW MARKER ASSEMBLY 83
 ROW MARKER MOUNT ASSEMBLY 85
 SAFETY SIGN PLACEMENT 111
 SEED METER & SHAFT ASSEMBLY 15
 SLIDE LOCK ROLLER ASSEMBLY 25
 TONGUE ASSEMBLY 21
 TONGUE HYDRAULICS 55
 TRANSPORT LOCK & WING HINGES 23
 TURNBUCKLE & UPPER GAUGE WHEEL DRIVE 39
 WING FRAME & HOPPER ASSEMBLY 13
 WING FRAME ROW MARKER HYDRAULICS 89
 WING LIFT SPINDLE & TIRE ASSEMBLY 33
 10' & 12 1/2' HOPPER ASSEMBLY 9
 2 1/2" X 8" WHEEL LOCK CYLINDER 12051R (VERSION 2, 6/23/03 & LATER) 77
 2 1/2" X 8" WHEEL LOCK CYLINDER DR55002 (VERSION 1, PRIOR TO 6/23/03) 75
 3" X 20" HYDRAULIC CYLINDER 6633R (VERSION 1, PRIOR TO 8/28/03) 91
 3" X 8" TONGUE CYLINDER 12049R (VERSION 2, 10/16/03 & LATER) 59
 3" X 8" TONGUE CYLINDER 4446R (VERSION 1, PRIOR TO 10/16/03) 57
 4 1/2" X 12" MAIN LIFT CYLINDER 12008R (VERSION 2, 7/8/03 & LATER) 71
 4 1/2" X 12" MAIN LIFT CYLINDER 12010R (VERSION 2, 7/28/03 & LATER) 65
 4 1/2" X 12" MAIN LIFT CYLINDER 9704R (VERSION 1, PRIOR TO 7/28/03) 63
 4 1/4" X 12" WING LIFT CYLINDER 9703R (VERSION 1, PRIOR TO 7/8/03) 69
 4" X 16" FOLD CYLINDER 12012R (VERSION 2, 8/22/03 & LATER) 81
 4" X 16" FOLD CYLINDER 9725R (VERSION 1, PRIOR TO 8/22/03) 79
 7 1/2' HOPPER ASSEMBLY 7

9421 TWO-SECTION FOLDING DRILL

III
INDEX

Part No.	Page	Grid	Part No.	Page	Grid	Part No.	Page	Grid	Part No.	Page	Grid
SNA0007	7	1-B 6	SNDR30009	107	1-B 16	SN10126	117	1-B 17	SN1507	83	1-B 14
SNA0007	9	1-B 6	SNDR30009	115	1-B 17	SN10127	49	1-B 10	SN1550	15	1-B 7
SNA0007	101	1-B 16	SNDR30022	37	1-B 9	SN10127	117	1-B 17	SN1550	107	1-B 16
SNA0012	15	1-B 7	SNDR30022	115	1-B 17	SN1021	13	1-B 7	SN156	11	1-B 7
SNA0012	117	1-B 17	SNDR40506	15	1-B 7	SN1021	45	1-B 10	SN156	39	1-B 9
SNA0119	103	1-B 16	SNDR40506	115	1-B 17	SN1021	47	1-B 10	SN156	85	1-B 14
SNBP10030	101	1-B 16	SNDR41007	37	1-B 9	SN10292	35	1-B 9	SN159	83	1-B 14
SNBP10031	101	1-B 16	SNDR41007	39	1-B 9	SN10293	35	1-B 9	SN159	103	1-B 16
SNBP10041	103	1-B 16	SNDR41008	37	1-B 9	SN10296	39	1-B 9	SN1605	31	1-B 9
SNBP10065	101	1-B 16	SNDR41008	39	1-B 9	SN10296	113	1-B 17	SN1605	33	1-B 9
SNBP10074	101	1-B 16	SNDR41506	15	1-B 7	SN10325	37	1-B 9	SN1605	113	1-B 17
SNBP10076	101	1-B 16	SNDR41506	107	1-B 16	SN10325	115	1-B 17	SN1606	31	1-B 9
SNBP10296	101	1-B 16	SNDR41509	15	1-B 7	SN10326	7	1-B 6	SN1606	33	1-B 9
SNBT10258	11	1-B 7	SNDR41509	103	1-B 16	SN10326	9	1-B 6	SN1606	113	1-B 17
SNBT10258	113	1-B 17	SNDR41509	105	1-B 16	SN10326	15	1-B 7	SN1609	83	1-B 14
SNBT10275	15	1-B 7	SNDR41509	107	1-B 16	SN10326	107	1-B 16	SN1610	31	1-B 9
SNBT10275	107	1-B 16	SNDR41517	37	1-B 9	SN10333	45	1-B 10	SN1610	33	1-B 9
SNB1120	41	1-B 10	SNDR41517	113	1-B 17	SN10333	47	1-B 10	SN1610	113	1-B 17
SNB1120	117	1-B 17	SNDR41518	37	1-B 9	SN10355	37	1-B 9	SN1611	37	1-B 9
SNB1127	41	1-B 10	SNDR41518	113	1-B 17	SN10356	37	1-B 9	SN1611	117	1-B 17
SNB1127	49	1-B 10	SNDR55002	19	1-B 7	SN10357	37	1-B 9	SN175	41	1-B 10
SNB1127	117	1-B 17	SNDR55002	75	1-B 13	SN10358	37	1-B 9	SN175	53	1-B 11
SNB1142	103	1-B 16	SNDR56006	87	1-B 14	SN10359	37	1-B 9	SN175	101	1-B 16
SNB1540	15	1-B 7	SNDR56006	115	1-B 17	SN1040	17	1-B 7	SN176	61	1-B 12
SNB1540	107	1-B 16	SNDR80011	41	1-B 10	SN10463	49	1-B 10	SN176	67	1-B 12
SNB1540	113	1-B 17	SNDR80011	49	1-B 10	SN10479	49	1-B 10	SN176	73	1-B 13
SNB1598	15	1-B 7	SNDR80011	115	1-B 17	SN10542	49	1-B 10	SN176	87	1-B 14
SNB1598	107	1-B 16	SNDR80029	37	1-B 9	SN106	13	1-B 7	SN176	89	1-B 14
SNB1599	15	1-B 7	SNDR80029	39	1-B 9	SN106	17	1-B 7	SN177	7	1-B 6
SNB1599	107	1-B 16	SNDR80029	115	1-B 17	SN108	19	1-B 7	SN177	9	1-B 6
SNB2610	39	1-B 9	SNDR80044	85	1-B 14	SN110	29	1-B 8	SN177	15	1-B 7
SNB2620	15	1-B 7	SNDR80044	117	1-B 17	SN110	35	1-B 9	SN177	73	1-B 13
SNB2620	107	1-B 16	SNDR81044	41	1-B 10	SN112	37	1-B 9	SN177	103	1-B 16
SNB4103	39	1-B 9	SNDR81044	49	1-B 10	SN113	37	1-B 9	SN177	107	1-B 16
SNB5000	41	1-B 10	SNFK150025	23	1-B 8	SN113	83	1-B 14	SN178	11	1-B 7
SNB5000	117	1-B 17	SNFK150074	29	1-B 8	SN114	37	1-B 9	SN178	39	1-B 9
SNCS516114	21	1-B 8	SNFK150083	19	1-B 7	SN114	83	1-B 14	SN178	93	1-B 15
SNDR10013	39	1-B 9	SNFK150144	13	1-B 7	SN1193	41	1-B 10	SN178	101	1-B 16
SNDR10025	7	1-B 6	SNFK150144	21	1-B 8	SN1193	47	1-B 10	SN1823	37	1-B 9
SNDR10025	9	1-B 6	SNFK150144	27	1-B 8	SN12008	29	1-B 8	SN1823	99	1-B 15
SNDR10025	103	1-B 16	SNFK150157	13	1-B 7	SN12008	71	1-B 13	SN1849	19	1-B 7
SNDR10026	15	1-B 7	SNFK150157	21	1-B 8	SN12009	65	1-B 12	SN1935	33	1-B 9
SNDR10026	107	1-B 16	SNFK150157	27	1-B 8	SN12010	17	1-B 7	SN1936	33	1-B 9
SNDR10506	15	1-B 7	SNFK150172	25	1-B 8	SN12010	61	1-B 12	SN1937	33	1-B 9
SNDR10506	103	1-B 16	SNFK150172	39	1-B 9	SN12010	65	1-B 12	SN1978	29	1-B 8
SNDR10506	107	1-B 16	SNFK150172	85	1-B 14	SN12011	81	1-B 14	SN2045	13	1-B 7
SNDR10508	41	1-B 10	SNFK150189	103	1-B 16	SN12012	27	1-B 8	SN2045	21	1-B 8
SNDR10508	115	1-B 17	SNFK150219	21	1-B 8	SN12012	81	1-B 14	SN2045	37	1-B 9
SNDR10524	11	1-B 7	SNFK150221	101	1-B 16	SN12024	89	1-B 14	SN2045	39	1-B 9
SNDR11502	11	1-B 7	SNFK150272	21	1-B 8	SN12049	55	1-B 11	SN2045	83	1-B 14
SNDR11502	117	1-B 17	SNFK150272	27	1-B 8	SN12049	59	1-B 11	SN2045	117	1-B 17
SNDR11507	11	1-B 7	SNFK150274	25	1-B 8	SN12051	19	1-B 7	SN2072	19	1-B 7
SNDR11507	117	1-B 17	SNFK150283	41	1-B 10	SN12051	77	1-B 13	SN2072	117	1-B 17
SNDR12003	103	1-B 16	SNFK150283	47	1-B 10	SN12056	59	1-B 11	SN2085	29	1-B 8
SNDR12006	103	1-B 16	SNHEN3410	25	1-B 8	SN12057	59	1-B 11	SN2089	35	1-B 9
SNDR12011	41	1-B 10	SNHEN3410	39	1-B 9	SN12058	59	1-B 11	SN2090	13	1-B 7
SNDR12011	47	1-B 10	SNHEN3410	45	1-B 10	SN12188	17	1-B 7	SN2096	11	1-B 7
SNDR12011	117	1-B 17	SNHEN3410	47	1-B 10	SN12188	29	1-B 8	SN2098-1	19	1-B 7
SNDR12016	7	1-B 6	SNYYC-021	19	1-B 7	SN1220	17	1-B 7	SN2098-6	23	1-B 8
SNDR12016	9	1-B 6	SN10032	89	1-B 14	SN1220	43	1-B 10	SN2148	25	1-B 8
SNDR12016	113	1-B 17	SN10050	97	1-B 15	SN1220	49	1-B 10	SN2154	39	1-B 9
SNDR12017	15	1-B 7	SN10050	113	1-B 17	SN12348	49	1-B 10	SN2355	17	1-B 7
SNDR12017	107	1-B 16	SN10051	97	1-B 15	SN1243	15	1-B 7	SN2355	115	1-B 17
SNDR12017	117	1-B 17	SN10051	113	1-B 17	SN1243	23	1-B 8	SN2378	21	1-B 8
SNDR12034	101	1-B 16	SN10052	97	1-B 15	SN1243	85	1-B 14	SN2425	73	1-B 13
SNDR12046	7	1-B 6	SN10053	97	1-B 15	SN1243	107	1-B 16	SN2426	61	1-B 12
SNDR12046	9	1-B 6	SN10053	117	1-B 17	SN1283	19	1-B 7	SN2429	73	1-B 13
SNDR20004	41	1-B 10	SN10054	97	1-B 15	SN1283	29	1-B 8	SN2485	39	1-B 9
SNDR20004	47	1-B 10	SN10055	95	1-B 15	SN1283	35	1-B 9	SN2486	105	1-B 16
SNDR20004	117	1-B 17	SN10055	97	1-B 15	SN1298	35	1-B 9	SN2487	39	1-B 9
SNDR20005	103	1-B 16	SN10055	113	1-B 17	SN1300	21	1-B 8	SN2487	45	1-B 10
SNDR30005	41	1-B 10	SN10056	95	1-B 15	SN1300	27	1-B 8	SN2487	47	1-B 10
SNDR30009	15	1-B 7	SN10056	97	1-B 15	SN1345	39	1-B 9	SN2487	53	1-B 11
SNDR30009	103	1-B 16	SN10056	113	1-B 17	SN140	85	1-B 14	SN2487	61	1-B 12
SNDR30009	105	1-B 16	SN10126	49	1-B 10	SN1507	11	1-B 7	SN2487	73	1-B 13

**IV
INDEX**

9421 TWO-SECTION FOLDING DRILL

Part No.	Page	Grid	Part No.	Page	Grid	Part No.	Page	Grid	Part No.	Page	Grid
SN2487	83	1-B 14	SN3567	55	1-B 11	SN4219011	87	1-B 14	SN5339	55	1-B 11
SN2557	45	1-B 10	SN3567	83	1-B 14	SN4219011	89	1-B 14	SN5339	89	1-B 14
SN2557	51	1-B 11	SN3567	87	1-B 14	SN4244005	61	1-B 12	SN5341	27	1-B 8
SN2561	21	1-B 8	SN3567	93	1-B 15	SN4244005	67	1-B 12	SN5731	85	1-B 14
SN2561	27	1-B 8	SN3567	101	1-B 16	SN4248011	87	1-B 14	SN5731	117	1-B 17
SN2566	7	1-B 6	SN3577	31	1-B 9	SN4248011	89	1-B 14	SN5732	85	1-B 14
SN2566	9	1-B 6	SN3577	33	1-B 9	SN4260002	73	1-B 13	SN5732	117	1-B 17
SN2566	11	1-B 7	SN3577	37	1-B 9	SN4270005	61	1-B 12	SN5815	73	1-B 13
SN2569	31	1-B 9	SN3578	33	1-B 9	SN4270005	67	1-B 12	SN5838	99	1-B 15
SN2585	33	1-B 9	SN3578	37	1-B 9	SN4270011	87	1-B 14	SN5844	99	1-B 15
SN2587	99	1-B 15	SN3581	31	1-B 9	SN4294005	61	1-B 12	SN5844	113	1-B 17
SN2750	7	1-B 6	SN3683	31	1-B 9	SN4294005	67	1-B 12	SN5845	99	1-B 15
SN2750	9	1-B 6	SN3683	113	1-B 17	SN4325005	61	1-B 12	SN5845	113	1-B 17
SN2750	99	1-B 15	SN3684	31	1-B 9	SN4325005	67	1-B 12	SN5846	99	1-B 15
SN302	31	1-B 9	SN3684	113	1-B 17	SN4446R	55	1-B 11	SN5846	113	1-B 17
SN302	33	1-B 9	SN3685	31	1-B 9	SN4446R	57	1-B 11	SN5847	99	1-B 15
SN303	31	1-B 9	SN3686	31	1-B 9	SN4454	73	1-B 13	SN5847	113	1-B 17
SN303	33	1-B 9	SN3686	113	1-B 17	SN4457	61	1-B 12	SN5848	99	1-B 15
SN3051	27	1-B 8	SN3687	31	1-B 9	SN4457	67	1-B 12	SN5848	113	1-B 17
SN3066	31	1-B 9	SN3687	113	1-B 17	SN4458	57	1-B 11	SN5849	99	1-B 15
SN3066	33	1-B 9	SN3688Y	31	1-B 9	SN4458	59	1-B 11	SN5849	113	1-B 17
SN3095	19	1-B 7	SN3722	41	1-B 10	SN4458	63	1-B 12	SN5857	99	1-B 15
SN3117	31	1-B 9	SN3722	103	1-B 16	SN4458	65	1-B 12	SN5934	45	1-B 10
SN3117	33	1-B 9	SN3722	105	1-B 16	SN4458	69	1-B 12	SN5934	47	1-B 10
SN3117	117	1-B 17	SN3723	21	1-B 8	SN4458	71	1-B 13	SN5934	117	1-B 17
SN3118	31	1-B 9	SN3723	73	1-B 13	SN4458	75	1-B 13	SN5935	41	1-B 10
SN3118	33	1-B 9	SN3724	21	1-B 8	SN4458	77	1-B 13	SN5935	49	1-B 10
SN3118	117	1-B 17	SN3750	11	1-B 7	SN4458	79	1-B 13	SN5935	117	1-B 17
SN3164	17	1-B 7	SN3765	11	1-B 7	SN4458	81	1-B 14	SN6177	55	1-B 11
SN3164	19	1-B 7	SN3806	23	1-B 8	SN4458	91	1-B 15	SN6177	87	1-B 14
SN3164	25	1-B 8	SN3806	45	1-B 10	SN4460	61	1-B 12	SN6301R	17	1-B 7
SN3164	27	1-B 8	SN3806	49	1-B 10	SN4463	73	1-B 13	SN6376	15	1-B 7
SN3164	29	1-B 8	SN3881	7	1-B 6	SN4466	73	1-B 13	SN6376	35	1-B 9
SN3164	55	1-B 11	SN3881	9	1-B 6	SN4472	73	1-B 13	SN6376	41	1-B 10
SN3164	85	1-B 14	SN3881	15	1-B 7	SN4482	73	1-B 13	SN6376	49	1-B 10
SN3164	89	1-B 14	SN3881	45	1-B 10	SN4550	73	1-B 13	SN6376	103	1-B 16
SN317	11	1-B 7	SN3881	47	1-B 10	SN4623	29	1-B 8	SN6376	105	1-B 16
SN317	13	1-B 7	SN3881	53	1-B 11	SN4738	11	1-B 7	SN6376	107	1-B 16
SN317	15	1-B 7	SN3881	99	1-B 15	SN4738	17	1-B 7	SN6377	15	1-B 7
SN317	19	1-B 7	SN3881	103	1-B 16	SN474	55	1-B 11	SN6377	39	1-B 9
SN317	49	1-B 10	SN3881	105	1-B 16	SN474	87	1-B 14	SN6377	41	1-B 10
SN317	87	1-B 14	SN3881	107	1-B 16	SN4753	13	1-B 7	SN6377	103	1-B 16
SN317	101	1-B 16	SN396	85	1-B 14	SN4781	21	1-B 8	SN6377	105	1-B 16
SN317	103	1-B 16	SN397	85	1-B 14	SN4843	11	1-B 7	SN6377	107	1-B 16
SN317	107	1-B 16	SN3984	13	1-B 7	SN4843	117	1-B 17	SN6378	15	1-B 7
SN3253	55	1-B 11	SN3984	61	1-B 12	SN4844	39	1-B 9	SN6378	35	1-B 9
SN3253	61	1-B 12	SN3984	67	1-B 12	SN486	11	1-B 7	SN6378	39	1-B 9
SN3253	73	1-B 13	SN3984	87	1-B 14	SN486	13	1-B 7	SN6378	41	1-B 10
SN3253	87	1-B 14	SN3984	89	1-B 14	SN486	21	1-B 8	SN6378	49	1-B 10
SN3298	33	1-B 9	SN3984	103	1-B 16	SN486	83	1-B 14	SN6378	103	1-B 16
SN3300	33	1-B 9	SN3989	19	1-B 7	SN486	85	1-B 14	SN6378	105	1-B 16
SN3301	31	1-B 9	SN3989	113	1-B 17	SN4914	21	1-B 8	SN6378	107	1-B 16
SN3301	33	1-B 9	SN4014002	73	1-B 13	SN4915	21	1-B 8	SN6425	17	1-B 7
SN3301	115	1-B 17	SN4024011	55	1-B 11	SN4944	23	1-B 8	SN6436	7	1-B 6
SN3302	31	1-B 9	SN4028002	73	1-B 13	SN4944	115	1-B 17	SN6436	9	1-B 6
SN3302	33	1-B 9	SN4034002	73	1-B 13	SN506	7	1-B 6	SN6440	45	1-B 10
SN3302	113	1-B 17	SN4034011	55	1-B 11	SN506	9	1-B 6	SN6440	47	1-B 10
SN3303	31	1-B 9	SN4040002	73	1-B 13	SN506	103	1-B 16	SN6478	17	1-B 7
SN3303	33	1-B 9	SN4050003	73	1-B 13	SN5094	33	1-B 9	SN6514	41	1-B 10
SN3303	83	1-B 14	SN4050012	87	1-B 14	SN5137	23	1-B 8	SN6514	115	1-B 17
SN3303	115	1-B 17	SN4055002	73	1-B 13	SN5151	33	1-B 9	SN6569	103	1-B 16
SN3565	7	1-B 6	SN4062002	73	1-B 13	SN5151	37	1-B 9	SN6581	15	1-B 7
SN3565	9	1-B 6	SN4104002	73	1-B 13	SN5201	55	1-B 11	SN6581	107	1-B 16
SN3565	61	1-B 12	SN4104011	55	1-B 11	SN5201	89	1-B 14	SN6581	117	1-B 17
SN3566	11	1-B 7	SN4120005	61	1-B 12	SN5228	31	1-B 9	SN6618	41	1-B 10
SN3566	41	1-B 10	SN4178005	61	1-B 12	SN5275	55	1-B 11	SN6618	47	1-B 10
SN3567	11	1-B 7	SN4178005	67	1-B 12	SN5290	11	1-B 7	SN6619	41	1-B 10
SN3567	13	1-B 7	SN4187011	87	1-B 14	SN5302	61	1-B 12	SN6619	47	1-B 10
SN3567	17	1-B 7	SN4187011	89	1-B 14	SN5302	67	1-B 12	SN6633	89	1-B 14
SN3567	19	1-B 7	SN4195011	87	1-B 14	SN5302	73	1-B 13	SN6633	91	1-B 15
SN3567	23	1-B 8	SN4195011	89	1-B 14	SN5302	87	1-B 14	SN6673	11	1-B 7
SN3567	39	1-B 9	SN4214005	61	1-B 12	SN5302	89	1-B 14	SN6675	11	1-B 7
SN3567	43	1-B 10	SN4214005	67	1-B 12	SN5339	17	1-B 7	SN6675	113	1-B 17
SN3567	45	1-B 10	SN4215011	87	1-B 14	SN5339	19	1-B 7	SN6682	93	1-B 15
SN3567	47	1-B 10	SN4215011	89	1-B 14	SN5339	29	1-B 8	SN669-1	13	1-B 7

9421 TWO-SECTION FOLDING DRILL

V
INDEX

Part No.	Page	Grid	Part No.	Page	Grid	Part No.	Page	Grid	Part No.	Page	Grid
SN669-1	23	1-B 8	SN7033B	41	1-B 10	SN7519	39	1-B 9	SN8680-10	77	1-B 13
SN669-1	25	1-B 8	SN7033B	47	1-B 10	SN7638R	39	1-B 9	SN8681-1	57	1-B 11
SN669-1	35	1-B 9	SN7034B	41	1-B 10	SN776	83	1-B 14	SN8681-1	59	1-B 11
SN669-1	41	1-B 10	SN7034B	47	1-B 10	SN776	113	1-B 17	SN8681-1	75	1-B 13
SN669-1	47	1-B 10	SN7038	41	1-B 10	SN777	83	1-B 14	SN8681-1	77	1-B 13
SN669-1	51	1-B 11	SN7040	45	1-B 10	SN777	113	1-B 17	SN8681-1	79	1-B 13
SN6694	103	1-B 16	SN7040	47	1-B 10	SN7773	83	1-B 14	SN8681-1	81	1-B 14
SN6695	103	1-B 16	SN7041	45	1-B 10	SN7773	113	1-B 17	SN8681-1	91	1-B 15
SN6696	105	1-B 16	SN7041	47	1-B 10	SN7775	83	1-B 14	SN8682-1	81	1-B 14
SN6697	105	1-B 16	SN7042	45	1-B 10	SN7775	113	1-B 17	SN8683-1	69	1-B 12
SN6698	105	1-B 16	SN7042	47	1-B 10	SN7778	83	1-B 14	SN8683-1	71	1-B 13
SN6699	105	1-B 16	SN7043	45	1-B 10	SN7778	113	1-B 17	SN8685-1	63	1-B 12
SN670	35	1-B 9	SN7043	117	1-B 17	SN7779	83	1-B 14	SN8685-1	65	1-B 12
SN6700	105	1-B 16	SN7043B	47	1-B 10	SN7779	113	1-B 17	SN8689-1	75	1-B 13
SN6701	105	1-B 16	SN7044	47	1-B 10	SN7780	83	1-B 14	SN8690-10	75	1-B 13
SN6702	105	1-B 16	SN7068	11	1-B 7	SN7780	113	1-B 17	SN8692-10	79	1-B 13
SN6703	105	1-B 16	SN7069	11	1-B 7	SN7781	83	1-B 14	SN8695-1	69	1-B 12
SN6704	107	1-B 16	SN7070	35	1-B 9	SN7781	113	1-B 17	SN8701-10	91	1-B 15
SN6707	107	1-B 16	SN7070	117	1-B 17	SN7782	83	1-B 14	SN8711-1	57	1-B 11
SN6709	105	1-B 16	SN7077	87	1-B 14	SN7784	37	1-B 9	SN8711-1	91	1-B 15
SN6710	103	1-B 16	SN7083	45	1-B 10	SN7784	117	1-B 17	SN8713-1	79	1-B 13
SN6711	103	1-B 16	SN7083	47	1-B 10	SN779	23	1-B 8	SN8714-1	77	1-B 13
SN6711	107	1-B 16	SN7083	117	1-B 17	SN7803	41	1-B 10	SN8719-10	57	1-B 11
SN6713	103	1-B 16	SN7084	45	1-B 10	SN7803	117	1-B 17	SN8720-1	63	1-B 12
SN6714	105	1-B 16	SN7084	47	1-B 10	SN7804	41	1-B 10	SN8721-10	75	1-B 13
SN6737	55	1-B 11	SN7085	45	1-B 10	SN7804	117	1-B 17	SN8722-10	91	1-B 15
SN6737	115	1-B 17	SN7085	47	1-B 10	SN7825	83	1-B 14	SN8730-10	63	1-B 12
SN6779	25	1-B 8	SN71L-2701	11	1-B 7	SN7825	113	1-B 17	SN8731-10	77	1-B 13
SN6782	25	1-B 8	SN7176	41	1-B 10	SN7858	21	1-B 8	SN8741-10	69	1-B 12
SN6785	27	1-B 8	SN7179	11	1-B 7	SN7859	41	1-B 10	SN8741-10	71	1-B 13
SN6795	11	1-B 7	SN7201	41	1-B 10	SN7859	49	1-B 10	SN8744-10	79	1-B 13
SN6799	25	1-B 8	SN7201	49	1-B 10	SN7859	117	1-B 17	SN8756-1	77	1-B 13
SN6800	25	1-B 8	SN7201	117	1-B 17	SN7952	103	1-B 16	SN8756-1	117	1-B 17
SN6866	45	1-B 10	SN7202	41	1-B 10	SN7953	103	1-B 16	SN8762-1	57	1-B 11
SN6866	51	1-B 11	SN7203	41	1-B 10	SN7954	103	1-B 16	SN8762-1	91	1-B 15
SN6867	45	1-B 10	SN7203	49	1-B 10	SN7955R	103	1-B 16	SN8762-1	117	1-B 17
SN6867	51	1-B 11	SN7204	43	1-B 10	SN7956	101	1-B 16	SN8780-1	69	1-B 12
SN6868	45	1-B 10	SN7204	49	1-B 10	SN7957	103	1-B 16	SN8780-1	71	1-B 13
SN6868	51	1-B 11	SN7205	41	1-B 10	SN7958	103	1-B 16	SN8780-1	117	1-B 17
SN6869	45	1-B 10	SN7205	49	1-B 10	SN8273-1	81	1-B 14	SN8789-1	79	1-B 13
SN6869	51	1-B 11	SN7218	45	1-B 10	SN840	43	1-B 10	SN8789-1	117	1-B 17
SN6934	73	1-B 13	SN7218	51	1-B 11	SN840	49	1-B 10	SN8793-1	63	1-B 12
SN6934	115	1-B 17	SN7218	53	1-B 11	SN8610-1	69	1-B 12	SN8793-1	65	1-B 12
SN6935	55	1-B 11	SN7219	11	1-B 7	SN8610-1	91	1-B 15	SN8799-1	63	1-B 12
SN6935	73	1-B 13	SN7221	93	1-B 15	SN8612-1	81	1-B 14	SN8799-1	117	1-B 17
SN6935	87	1-B 14	SN7222	93	1-B 15	SN8612-1	117	1-B 17	SN8800-1	75	1-B 13
SN6935	89	1-B 14	SN7223	93	1-B 15	SN8615-1	57	1-B 11	SN8800-1	117	1-B 17
SN6940	11	1-B 7	SN7224	93	1-B 15	SN8615-1	59	1-B 11	SN8806-1	91	1-B 15
SN6955	11	1-B 7	SN7228	93	1-B 15	SN8617-1	63	1-B 12	SN8809-1	75	1-B 13
SN6958R	11	1-B 7	SN7229	93	1-B 15	SN8618-1	79	1-B 13	SN8809-1	77	1-B 13
SN6959R	11	1-B 7	SN7261	41	1-B 10	SN8618-1	81	1-B 14	SN8810-1	69	1-B 12
SN699-1	45	1-B 10	SN7266	49	1-B 10	SN8629-1	75	1-B 13	SN8810-1	71	1-B 13
SN6991	55	1-B 11	SN7271	41	1-B 10	SN8629-1	77	1-B 13	SN8816-1	57	1-B 11
SN7001	7	1-B 6	SN7272	41	1-B 10	SN8631-1	57	1-B 11	SN8833-1	79	1-B 13
SN7001	9	1-B 6	SN7375	45	1-B 10	SN8631-1	59	1-B 11	SN8833-1	81	1-B 14
SN7001	11	1-B 7	SN7375	51	1-B 11	SN8631-1	63	1-B 12	SN8846-1	57	1-B 11
SN7001	113	1-B 17	SN7384	45	1-B 10	SN8631-1	69	1-B 12	SN8854-1	79	1-B 13
SN7024	41	1-B 10	SN7384	49	1-B 10	SN8631-1	75	1-B 13	SN8864-1	75	1-B 13
SN7024	47	1-B 10	SN7407	53	1-B 11	SN8631-1	77	1-B 13	SN8864-1	77	1-B 13
SN7024	117	1-B 17	SN7407	117	1-B 17	SN8631-1	79	1-B 13	SN8864-1	79	1-B 13
SN7026	43	1-B 10	SN7408	53	1-B 11	SN8631-1	81	1-B 14	SN8864-1	81	1-B 14
SN7026	49	1-B 10	SN7408	117	1-B 17	SN8631-1	91	1-B 15	SN8865-1	63	1-B 12
SN7026	117	1-B 17	SN7409	53	1-B 11	SN8671-1	57	1-B 11	SN8865-1	65	1-B 12
SN7027	43	1-B 10	SN7409	117	1-B 17	SN8671-1	59	1-B 11	SN8865-1	69	1-B 12
SN7027	49	1-B 10	SN7410	53	1-B 11	SN8671-1	63	1-B 12	SN8865-1	71	1-B 13
SN7028	43	1-B 10	SN7410	117	1-B 17	SN8671-1	69	1-B 12	SN8866-1	57	1-B 11
SN7028	49	1-B 10	SN7411	53	1-B 11	SN8671-1	75	1-B 13	SN8866-1	59	1-B 11
SN7029	41	1-B 10	SN7411	117	1-B 17	SN8671-1	77	1-B 13	SN8866-1	91	1-B 15
SN7029	49	1-B 10	SN7412	53	1-B 11	SN8671-1	79	1-B 13	SN8870-1	75	1-B 13
SN7029	117	1-B 17	SN7413	53	1-B 11	SN8671-1	81	1-B 14	SN8870-1	77	1-B 13
SN7030	49	1-B 10	SN7415	53	1-B 11	SN8671-1	91	1-B 15	SN8872-1	91	1-B 15
SN7030B	43	1-B 10	SN7416	53	1-B 11	SN8675-10	69	1-B 12	SN8874-1	63	1-B 12
SN7031	43	1-B 10	SN7459	105	1-B 16	SN8675-10	71	1-B 13	SN8874-1	65	1-B 12
SN7032	41	1-B 10	SN7517	39	1-B 9	SN8679-10	63	1-B 12	SN8874-1	69	1-B 12
SN7032	47	1-B 10	SN7518	39	1-B 9	SN8679-10	65	1-B 12	SN8874-1	71	1-B 13

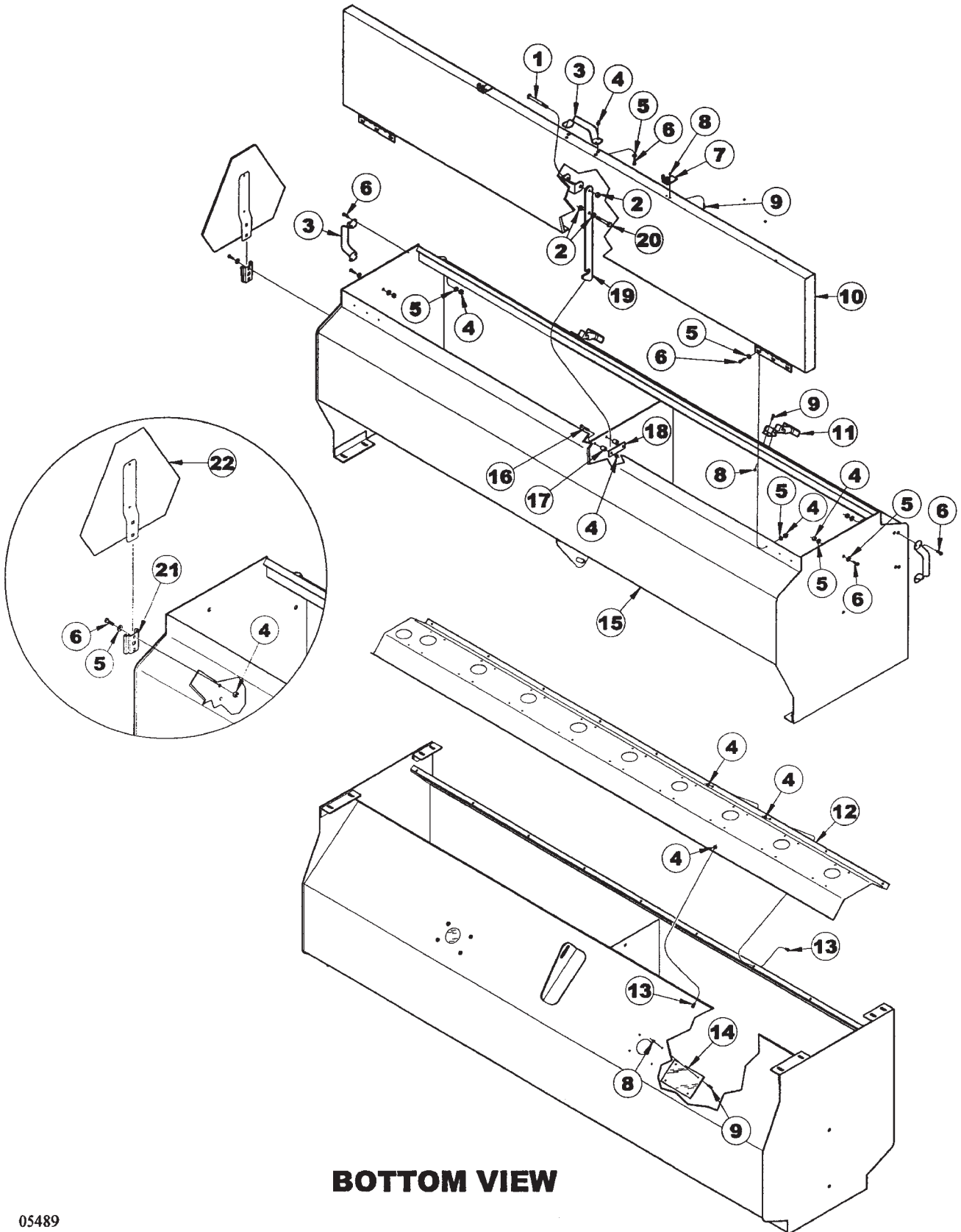
VI
INDEX

9421 TWO-SECTION FOLDING DRILL

Part No.	Page	Grid	Part No.	Page	Grid	Part No.	Page	Grid	Part No.	Page	Grid
SN8877-1	79	1-B 13	SN9136	115	1-B 17	SN9683	37	1-B 9	SN9937	47	1-B 10
SN8878-1	91	1-B 15	SN9137	35	1-B 9	SN9683	41	1-B 10	SN9937	117	1-B 17
SN8879-1	75	1-B 13	SN9146	35	1-B 9	SN9683	45	1-B 10	SN9937	117	1-B 17
SN8879-1	77	1-B 13	SN9148	39	1-B 9	SN9683	47	1-B 10	SN9939	37	1-B 9
SN8881-1	57	1-B 11	SN9150	39	1-B 9	SN9703	29	1-B 8	SN997002	109	1-B 16
SN8893-1	69	1-B 12	SN9160	37	1-B 9	SN9703	69	1-B 12	SN997040	111	1-B 17
SN8893-1	71	1-B 13	SN9161	39	1-B 9	SN9704	17	1-B 7	SN997041	111	1-B 17
SN8903-1	63	1-B 12	SN9163	39	1-B 9	SN9704	61	1-B 12	SN997043	111	1-B 17
SN8903-1	65	1-B 12	SN9164	39	1-B 9	SN9704	63	1-B 12	SN997048	111	1-B 17
SN893	41	1-B 10	SN9165	37	1-B 9	SN9706	27	1-B 8	SN997052	63	1-B 12
SN893	117	1-B 17	SN9166R	39	1-B 9	SN9708	45	1-B 10	SN997052	65	1-B 12
SN8931-10	59	1-B 11	SN9167R	39	1-B 9	SN9708	49	1-B 10	SN997052	69	1-B 12
SN8937-1	59	1-B 11	SN9177	37	1-B 9	SN9708	117	1-B 17	SN997052	71	1-B 13
SN8938-10	59	1-B 11	SN9178	37	1-B 9	SN9725	27	1-B 8	SN997074	111	1-B 17
SN8939-1	59	1-B 11	SN9179	7	1-B 6	SN9725	79	1-B 13	SN997246	109	1-B 16
SN8939-1	117	1-B 17	SN9179	9	1-B 6	SN9726	27	1-B 8	SN997309	57	1-B 11
SN8951-1	65	1-B 12	SN9180	7	1-B 6	SN9727	25	1-B 8	SN997309	59	1-B 11
SN8951-1	117	1-B 17	SN9180	9	1-B 6	SN9728	25	1-B 8	SN997309	63	1-B 12
SN8953-1	65	1-B 12	SN9181	7	1-B 6	SN9729	25	1-B 8	SN997309	65	1-B 12
SN8956-10	65	1-B 12	SN9181	9	1-B 6	SN9730	25	1-B 8	SN997309	71	1-B 13
SN8958-1	71	1-B 13	SN9182	9	1-B 6	SN9731	25	1-B 8	SN997309	79	1-B 13
SN8961-1	65	1-B 12	SN9183R	9	1-B 6	SN9732	25	1-B 8	SN997309	81	1-B 14
SN8961-1	71	1-B 13	SN9185	7	1-B 6	SN9733	25	1-B 8	SN997311	111	1-B 17
SN8963-1	65	1-B 12	SN9186	9	1-B 6	SN9734	17	1-B 7	SN997318	111	1-B 17
SN8963-1	71	1-B 13	SN9188	15	1-B 7	SN9735	13	1-B 7	SN997319	111	1-B 17
SN8968-1	71	1-B 13	SN9188	107	1-B 16	SN9744	21	1-B 8	SN997320	111	1-B 17
SN8970-1	81	1-B 14	SN9189	15	1-B 7	SN9745	19	1-B 7	SN997321	111	1-B 17
SN8971-10	81	1-B 14	SN9189	107	1-B 16	SN9746	11	1-B 7	SN997322	111	1-B 17
SN9029	35	1-B 9	SN9261	17	1-B 7	SN9747	11	1-B 7	SN997323	111	1-B 17
SN9045	7	1-B 6	SN9271	21	1-B 8	SN9748	23	1-B 8	SN997324	111	1-B 17
SN9045	9	1-B 6	SN9323	19	1-B 7	SN9750	23	1-B 8	SN997325	111	1-B 17
SN9049	7	1-B 6	SN9325	29	1-B 8	SN9751	29	1-B 8	SN997326	109	1-B 16
SN9051	7	1-B 6	SN9326	29	1-B 8	SN9753	49	1-B 10	SN997327	109	1-B 16
SN9052	9	1-B 6	SN9338R	9	1-B 6	SN9754	29	1-B 8	SN997339	111	1-B 17
SN9054	9	1-B 6	SN9339R	9	1-B 6	SN9755	29	1-B 8	SN997340	111	1-B 17
SN9076	7	1-B 6	SN9349R	9	1-B 6	SN9756	23	1-B 8	SN997407	51	1-B 11
SN9076	9	1-B 6	SN9364	13	1-B 7	SN9757	23	1-B 8	SN997407	109	1-B 16
SN9076	15	1-B 7	SN9364	23	1-B 8	SN9758	21	1-B 8	SN997426	109	1-B 16
SN9076	107	1-B 16	SN9388	23	1-B 8	SN9759	21	1-B 8	SN997459	109	1-B 16
SN9078	35	1-B 9	SN9388	115	1-B 17	SN9760R	7	1-B 6	SN997701	109	1-B 16
SN9078	39	1-B 9	SN9389	23	1-B 8	SN9761	13	1-B 7	SN997705	109	1-B 16
SN9078	115	1-B 17	SN9393	15	1-B 7	SN9764	83	1-B 14	SN997707	109	1-B 16
SN9079	35	1-B 9	SN9393	107	1-B 16	SN9765	13	1-B 7	SN997708	109	1-B 16
SN9079	37	1-B 9	SN9394	15	1-B 7	SN9766	19	1-B 7			
SN9079	39	1-B 9	SN9394	107	1-B 16	SN9769	21	1-B 8			
SN9079	95	1-B 15	SN9397	13	1-B 7	SN9770	11	1-B 7			
SN9079	115	1-B 17	SN9406	39	1-B 9	SN9771	11	1-B 7			
SN9080	37	1-B 9	SN9407	39	1-B 9	SN9772	11	1-B 7			
SN9080	115	1-B 17	SN9410	99	1-B 15	SN9773	11	1-B 7			
SN9081	35	1-B 9	SN9413	39	1-B 9	SN9774	9	1-B 6			
SN9081	39	1-B 9	SN9414	39	1-B 9	SN9775	9	1-B 6			
SN9081	115	1-B 17	SN9414	107	1-B 16	SN9780	49	1-B 10			
SN9082	39	1-B 9	SN9419	11	1-B 7	SN9782R	21	1-B 8			
SN9083	35	1-B 9	SN9420	11	1-B 7	SN9783	21	1-B 8			
SN9083	37	1-B 9	SN9421	37	1-B 9	SN9784	93	1-B 15			
SN9083	39	1-B 9	SN9421	113	1-B 17	SN9785	15	1-B 7			
SN9083	95	1-B 15	SN9433	15	1-B 7	SN9786	15	1-B 7			
SN9083	117	1-B 17	SN9433	107	1-B 16	SN9869	85	1-B 14			
SN9101	45	1-B 10	SN9436	85	1-B 14	SN9870	85	1-B 14			
SN9101	47	1-B 10	SN9437	85	1-B 14	SN9874	97	1-B 15			
SN9102	47	1-B 10	SN9438	85	1-B 14	SN9874	113	1-B 17			
SN9102B	45	1-B 10	SN9439	85	1-B 14	SN9875	97	1-B 15			
SN9102B	117	1-B 17	SN9440	85	1-B 14	SN9875	113	1-B 17			
SN9105	43	1-B 10	SN9441R	85	1-B 14	SN9879	49	1-B 10			
SN9105	45	1-B 10	SN9442R	83	1-B 14	SN9880	49	1-B 10			
SN9106	43	1-B 10	SN9443R	83	1-B 14	SN9881	37	1-B 9			
SN9106	45	1-B 10	SN9464	19	1-B 7	SN9882	37	1-B 9			
SN9109	53	1-B 11	SN9465	19	1-B 7	SN9883	37	1-B 9			
SN9111	37	1-B 9	SN9466R	85	1-B 14	SN9884	37	1-B 9			
SN9112	37	1-B 9	SN9470	83	1-B 14	SN9886	37	1-B 9			
SN9129	35	1-B 9	SN9680	41	1-B 10	SN9887	37	1-B 9			
SN9130	35	1-B 9	SN9680	47	1-B 10	SN9930R	101	1-B 16			
SN9132	35	1-B 9	SN9682	41	1-B 10	SN9931R	101	1-B 16			
SN9133	35	1-B 9	SN9682	45	1-B 10	SN9932R	105	1-B 16			
SN9136	37	1-B 9	SN9682	47	1-B 10	SN9934	103	1-B 16			

9421 TWO SECTION FOLDING DRILL
SERVICE PARTS

7 1/2' HOPPER ASSEMBLY



BOTTOM VIEW

9421 TWO SECTION FOLDING DRILL
SERVICE PARTS

7

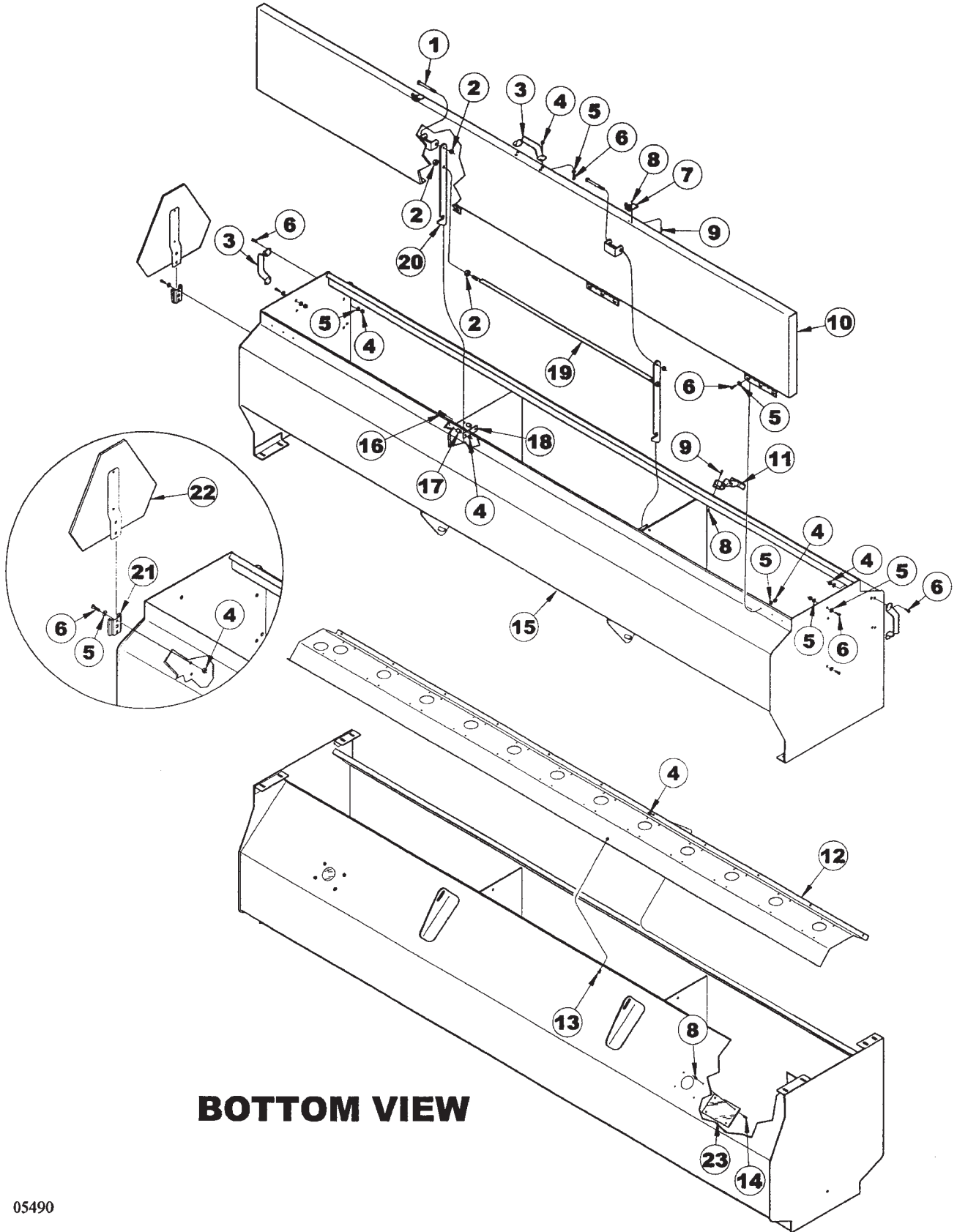
7 1/2' HOPPER ASSEMBLY

ITEM	NUMBER	QTY	DESCRIPTION
1	SN3565		HEX BOLT, 3/8"-16 X 3 1/2", GR 5, Y/D
2	SN177		HEX NUT, 3/8"-16 FULL, GR 2, Y/D
3	SN6436		HANDLE
4	SN3881		LOCK NUT, 1/4"-20 HEX NYLON INSERT
5	SN506		FLAT WASHER, 1/4", Y/D
6	SNDR10025		HEX BOLT, 1/4"-20 X 5/8", GR 5, Y/D
7	SNDR12046		LATCH BRACKET
8	SN10326		NUT, 10-24 UNC HEX HEAD W/LOCKWASHER
9	SN9076		HEX BOLT, NO. 10-24 X 1/2", GR 2, Y/D
10	SN9185		HOPPER LID, 7 1/2"
11	SNA0007		HOPPER LATCH ASSEMBLY
12	SN9049		HOPPER BOTTOM PLATE, 7 1/2', 7 1/2"
	SN9051		HOPPER BOTTOM PLATE, 7 1/2', 10" SP
	SN9045		HEX BOLT, 1/4"-20 X 1/2" GR 5, Y/D
13	SN9045		HEX BOLT, 1/4"-20 X 1/2" GR 5, Y/D
14	SNDR12016		SIGHT GLASS
15	SN9760R		HOPPER BOX, 7 1/2', 3 BU
16	SN2750		HEX BOLT, 1/4"-20 X 1 1/4", GR 2, Y/D
17	SN9181		SPACER, LID LOCK, 5/8"L
18	SN9179		LID LOCK PLATE
19	SN9180		LID LOCK
20	SN3565		HEX BOLT, 3/8"-16 X 3 1/2", GR 5, Y/D
21	SN2566		S.M.V. SOCKET
22	SN7001		SMV EMBLEM

I0005489
PR: t05g30m51b0001

9421 TWO SECTION FOLDING DRILL
SERVICE PARTS

10' & 12 1/2' HOPPER ASSEMBLY



**9421 TWO SECTION FOLDING DRILL
SERVICE PARTS**

9

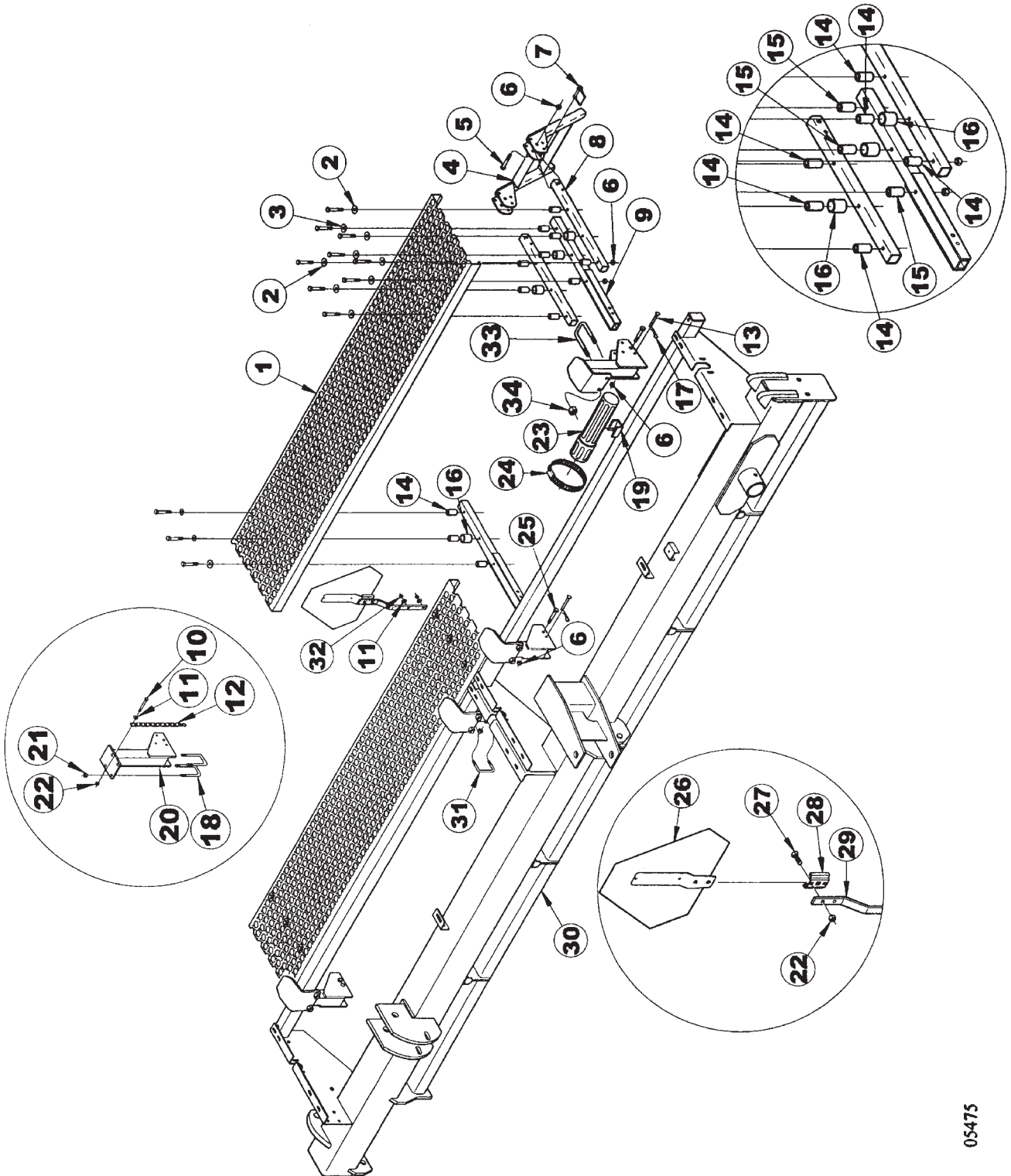
10' & 12 1/2' HOPPER ASSEMBLY

ITEM	NUMBER	QTY	DESCRIPTION
1	SN3565		HEX BOLT, 3/8"-16 X 3 1/2", GR 5, Y/D
2	SN177		HEX NUT, 3/8"-16 FULL, GR 2, Y/D
3	SN6436		HANDLE
4	SN3881		LOCK NUT, 1/4"-20 HEX NYLON INSERT, GR 2, Y/D
5	SN506		FLAT WASHER, 1/4", Y/D
6	SNDR10025		HEX BOLT, 1/4"-20 X 5/8", GR 5, Y/D
7	SNDR12046		LATCH BRACKET
8	SN10326		NUT, 10-24 UNC HEX HEAD W/LOCKWASHER
9	SN9076		HEX BOLT, NO. 10-24 X 1/2", GR 2, Y/D
10	SN9186		HOPPER LID, 10'
	SN9349R		HOPPER LID, 12 1/2'
11	SNA0007		HOPPER LATCH ASSEMBLY
12	SN9052		HOPPER BOTTOM PLATE, 10', 7 1/2" SP
	SN9054		HOPPER BOTTOM PLATE, 10', 10" SP
	SN9339R		HOPPER BOTTOM PLATE, 12 1/2', 7 1/2" SP
	SN9338R		HOPPER BOTTOM PLATE, 12 1/2', 10" SP
13	SN9045		HEX BOLT, 1/4"-20 X 1/2" GR 5, Y/D
14	SN9076		HEX BOLT, NO. 10-24 X 1/2", GR 2, Y/D
15	SN9774		HOPPER BOX, 10', 3 BU
	SN9775		HOPPER BOX, 12 1/2', 3 BU
16	SN2750		HEX BOLT, 1/4"-20 X 1 1/4", GR 2, Y/D
17	SN9181		SPACER, LID LOCK, 5/8"L
18	SN9179		LID LOCK PLATE
19	SN9182		LOCKING ROD, 10'
	SN9183R		LOCKING ROD, 12.5'
20	SN9180		LID LOCK
21	SN2566		S.M.V. SOCKET
22	SN7001		S.M.V. EMBLEM
23	SNDR12016		SIGHT GLASS

I0005490
PR: t05g30m51b0002

9421 TWO SECTION FOLDING DRILL
SERVICE PARTS

FRAME ASSEMBLY



**9421 TWO SECTION FOLDING DRILL
SERVICE PARTS**

11

FRAME ASSEMBLY

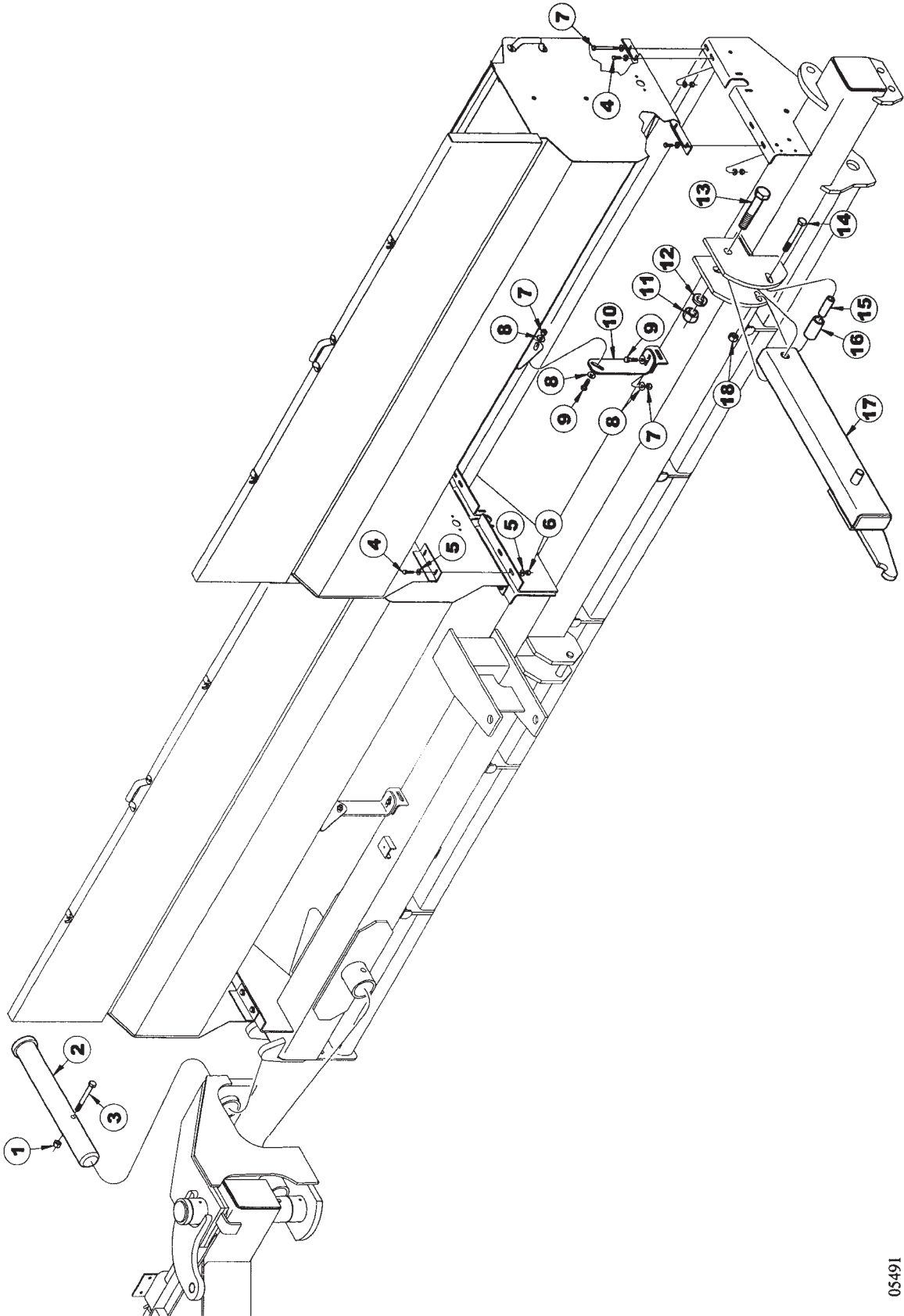
ITEM	NUMBER	QTY	DESCRIPTION
1	SN6940		WALKBOARD, 112" (20' DRILL)
	SN9419		WALKBOARD, 71" L (25'DRILL)
	SN9420		WALKBOARD, 86" L (30' DRILL)
2	SN5290		FLAT WASHER, 1/2", 3/16" THICK
3	SN486		FLAT WASHER, 1/2", Y/D
4	SN7069		WALKBOARD STEP, 18"
5	SN156		HEX BOLT, 1/2"-13 X 3", GR 5 Y/D
6	SN2096		LOCK NUT, 1/2"-13 HEX NYLON INSERT
7	SN7068		WALKBOARD STEP MOUNT
8	SN7068		WALKBOARD STEP MOUNT
9	SN6955		WALKBOARD ARM, 27 1/4" L
10	SN4738		HEX BOLT, 3/8"-16 X 2 3/4", GR 5, Y/D
11	SN317		FLAT WASHER, 3/8", Y/D
12	SN6675		CHAIN, 13" W/S-HOOK
13	SN6795		PIN, 3/8" X 3 1/4" (3 1/64"), Z/P
14	SN6959R		SPACER, 1.00" OD X .563" ID, 1 3/4"
15	SN7179		SPACER, 1.00" OD X .563" ID, 1 5/8"
16	SN6958R		SPACER, 1.500" OD X 1.125" ID, 1 9/16"
17	SN71L-2701		PIN CLIP, 1/2"-5/8" SHAFT, .120"
18	SNDR11507		U-BOLT, 7/16"-14 X 4" X 2 1/2"W, GR 5, Y/D
19	SN7219		MOUNT, OPERATOR'S MANUAL TUBE
20	SN6673		* WALKBOARD BRACKET
21	SNDR10524		LOCK NUT, 7/16"-14 HEX NYLON INSERT,GR 2, Y/D
22	SN3567		LOCK NUT, 3/8"-16 HEX NYLON INSERT
23	SN3750		OPERATOR'S MANUAL TUBE
24	SN3765		HOSE CLAMP, 3 1/2"
25	SN1507		HEX BOLT, 1/2"-13 X 3 1/2", GR 5, Y/D
26	SN7001		SMV EMBLEM
27	SN178		HEX BOLT, 3/8"-16 X 1", GR 5, Y/D
28	SN2566		S.M.V. SOCKET
29	SNBT10258		SMV BRACKET
30	SN9770		WING FRAME, RIGHT (20' DRILL)
	SN9771		WING FRAME, LEFT (20' DRILL)
	SN9772		WING FRAME, RIGHT (25' DRILL)
	SN9773		WING FRAME, LEFT (25' DRILL)
	SN9746		WING FRAME, RIGHT (30' DRILL)
	SN9747		WING FRAME, LEFT (30' DRILL)
31	SNDR11502		U-BOLT, 3/8"-16 X 2 5/8" X 3 1/2" W, GR 5, Y/D
32	SN3566		LOCK NUT, 3/8"-16 HEX CENTER, GR 2, Y/D
33	SN4843		U-BOLT, 1/2"-13 X 5 1/4" X 2 1/2" W, GR 5, Y/D
34	SN2096		LOCK NUT, 1/2"-13 HEX NYLON INSERT

*NOTE:6673R WALKBOARD BRACKET IS A
DIRECT REPLACEMENT FOR OLD VERSION 1
STYLE. NEW BRACKET REQUIRES (#33)
U-BOLT AND (#34) LOCKNUTS.

I0005475
PR: t05g30m51b0003

9421 TWO SECTION FOLDING DRILL
SERVICE PARTS

WING FRAME & HOPPER ASSEMBLY



**9421 TWO SECTION FOLDING DRILL
SERVICE PARTS**

13

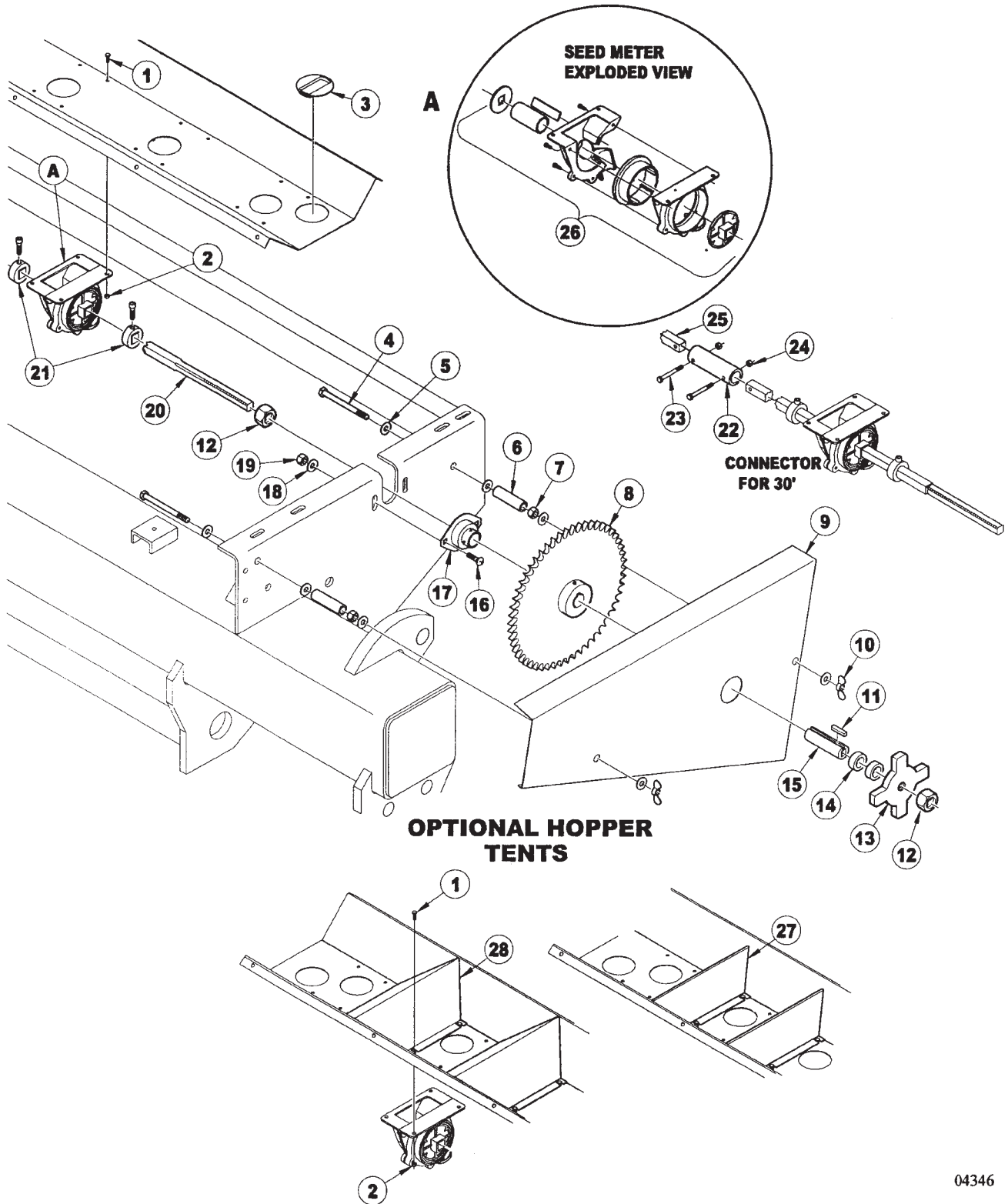
WING FRAME & HOPPER ASSEMBLY

ITEM	NUMBER	QTY	DESCRIPTION
1	SN669-1		LOCK NUT, 5/8" HEX NYLON INSERT
2	SN9364		PIN, 3" X 23" (15 1/32")
3	SN2090		HEX BOLT, 5/8"-11 X 5", GR 5 Y/D
4	SN3984		HEX BOLT, 3/8"-16 X 1 1/4", GR 5, Y/D
5	SN317		FLAT WASHER, 3/8", Y/D
6	SN3567		LOCK NUT, 3/8"-16 HEX NYLON INSERT
7	SN2096		LOCK NUT, 1/2"-13 HEX NYLON INSERT
8	SN486		FLAT WASHER, 1/2", Y/D
9	SN2045		HEX BOLT, 1/2"-13 X 1 3/4", GR5, Y/D
10	SN9761		HOPPER BRACKET
11	SNFK150144		HEX NUT, 1 1/4"-7, GR 2, Y/D
12	SNFK150157		LOCK WASHER, 1 1/4", Y/D
13	SN4753		HEX BOLT, 1 1/4"-7 X 6", GR. 5, Y/D
14	SN1021		HEX BOLT, 3/4"-10 X 5 1/2", GR 5, Y/D
15	SN9397		CLAMP BUSHING, 1.125"OD X .782" ID, 3 1/8"L
16	SN9765		BUSHING, 1.750" OD X 1.155" ID X 3 1/8"
17	SN9735		WING LOCK BAR (USED ON 30' DRILLS ONLY)
18	SN106		HEX NUT, 3/4"-10 FULL, GR 5, Y/D

I0005491
PR: t05g30m51b0004

9421 TWO SECTION FOLDING DRILL
SERVICE PARTS

SEED METER & SHAFT ASSEMBLY



**9421 TWO SECTION FOLDING DRILL
SERVICE PARTS**

15

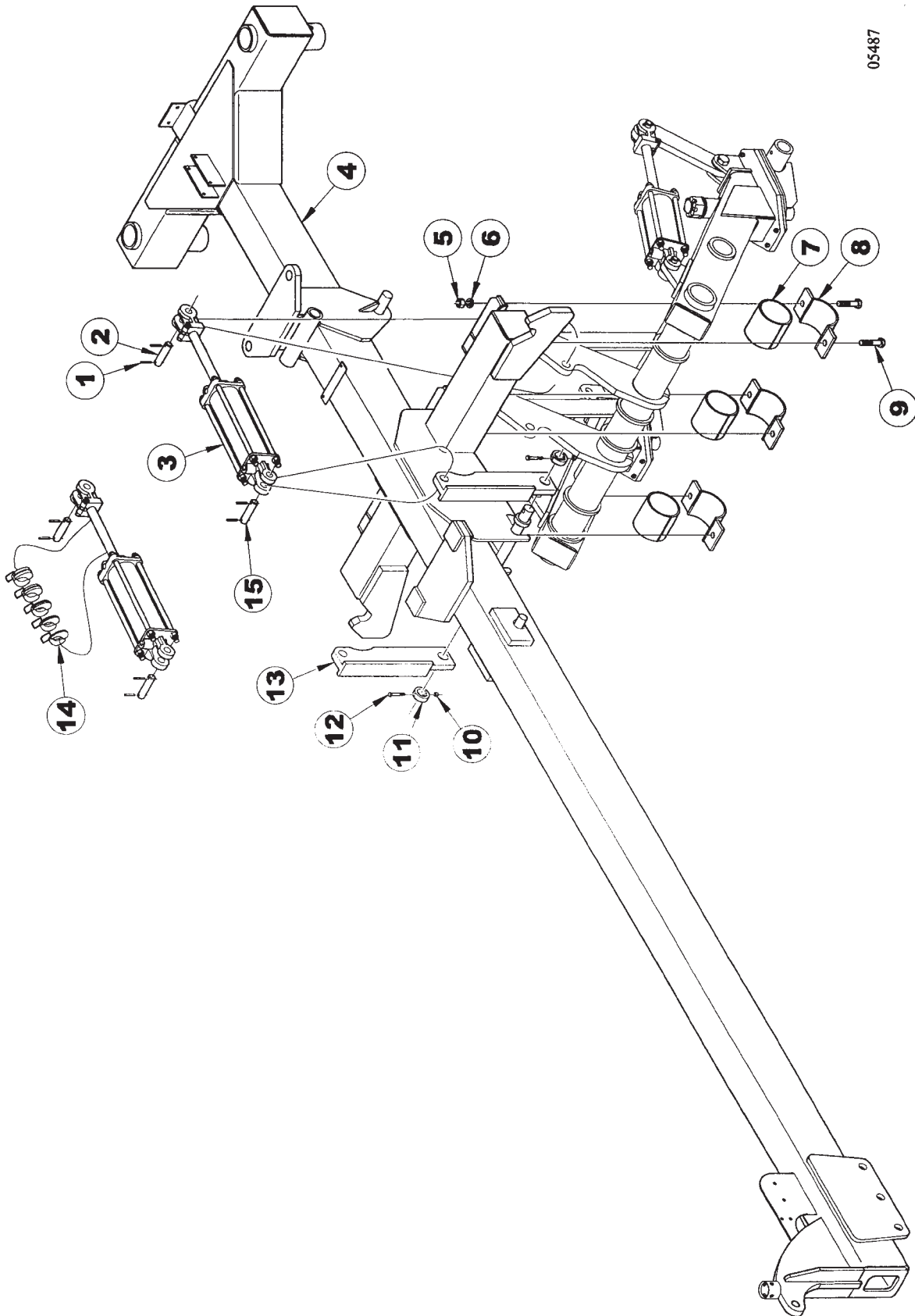
SEED METER & SHAFT ASSEMBLY

ITEM	NUMBER	QTY	DESCRIPTION
1	SN9076		HEX BOLT, NO. 10-24 X 1/2", GR 2, Y/D
2	SN10326		NUT, 10-24 UNC HEX HEAD W/LOCKWASHER
3	SNDR12017		PLUG, SEED METER
4	SNDR10026		HEX BOLT, 3/8"-16 X 4" GR 5, Y/D
5	SN317		FLAT WASHER, 3/8", Y/D
6	SNB2620		SPACER, .750" OD X .500" ID, .125" WALL, 2 5/8" L
7	SN177		HEX NUT, 3/8"-16 FULL, GR 2, Y/D
8	SNDR40506		SPROCKET, 54 TOOTH, 1" BORE #50 CHAIN
9	SN9394		CHAIN GUARD, LEFT (SHOWN)
	SN9393		CHAIN GUARD, RIGHT
10	SNDR10506		WING NUT, 3/8"-16, Y/D
11	SNDR41509		KEY, 1/4" X 1 1/4" SPROCKET
12	SN1243		JAM NUT, 3/4"-10 HEX, GR 2, Y/D
13	SNB1540		ADJUSTMENT KNOB, Y/D
14	SNBT10275		SPACER, 1.250" OD X .781" ID, .234" WALL, 15/32" L
15	SNDR41506		BUSHING, KEYED 1" OD X .630" SQ ID, 3 1/4" L, Y/D
16	SN6376		CARRIAGE BOLT, 5/16"-18 X 1" GR 5, Y/D
17	SNDR30009		BEARING, 1" LFST
18	SN6377		FLAT WASHER, 5/16" Y/D
19	SN6378		LOCK NUT, 5/16" HEX NYLON INSERT GR 5, Y/D
20	SN9188		SHAFT, 124 3/4", 5/8" SQ (20')
	SN9433		SHAFT, 154 3/4", 5/8" SQ (25')
	SNB1598		SHAFT, 94", 5/8" SQ (30')
21	SN6581		LOCKING COLLAR, 1 1/2" OD X .6325 SQ. W/CAP SCREW
22	SN9189		CONNECTOR, METER SHAFT, 5" L
23	SN1550		HEX BOLT, 1/4"-20 X 2", GR 2, Y/D
24	SN3881		LOCK NUT, 1/4"-20 HEX NYLON INSERT, GR 2, Y/D
25	SNB1599		SHAFT, 88 1/4", 5/8" SQ
26	SNA0012		SEED METER ASSEMBLY
27	SN9785		SEED BOX TENT, 7 1/2" SP
28	SN9786		SEED BOX TENT, 10" SP

I0004346
PR: t05g30m51b0005

9421 TWO SECTION FOLDING DRILL
SERVICE PARTS

LIFT & MAIN FRAME ASSEMBLY



05487

**9421 TWO SECTION FOLDING DRILL
SERVICE PARTS**

17

LIFT & MAIN FRAME ASSEMBLY

ITEM	NUMBER	QTY	DESCRIPTION
1	SN3164		ROLL PIN, 5/16" X 2" SPIRAL MEDIUM
2	SN5339		PIN, 1" X 4 1/16" (3"), Y/D (USED WITH 9704R CYLINDERS)
	SN12188		PIN, 1" X 4 9/16" (3 1/2"), Y/D (USED WITH 12010R CYLINDERS)
3	SN9704		CYLINDER, 4 1/2" X 12" (24 1/4" CPC) (*VERSION 1, PRIOR TO 7/28/03)
	SN12010		CYLINDER, 4 1/2" X 12" REPH (24 1/4"CPC) ORB CROSS, 3000 PSI (*VERSION 2, 7/28/03 & LATER)
4	SN9734		MAIN FRAME
5	SN106		HEX NUT, 3/4"-10 FULL, GR 5, Y/D
6	SN1040		LOCK WASHER, 3/4" SPLIT TYPE MED, Y/D
7	SN6425		BEARING, LIFT (SPLIT)
8	SN6301R		BEARING CAP
9	SN1220		HEX BOLT, 3/4"-10 X 2", GR 5, Y/D
10	SN3567		LOCK NUT, 3/8"-16 HEX NYLON INSERT
11	SN6478		COLLAR, 3/4"
12	SN4738		HEX BOLT, 3/8"-16 X 2 3/4", GR 5, Y/D
13	SN9261		CYLINDER LINK
14	SN2355		STROKE CONTROL SEGMENTS, 1 1/2" DIAMETER
15	SN5339		PIN, 1" X 4 1/16" (3"), Y/D

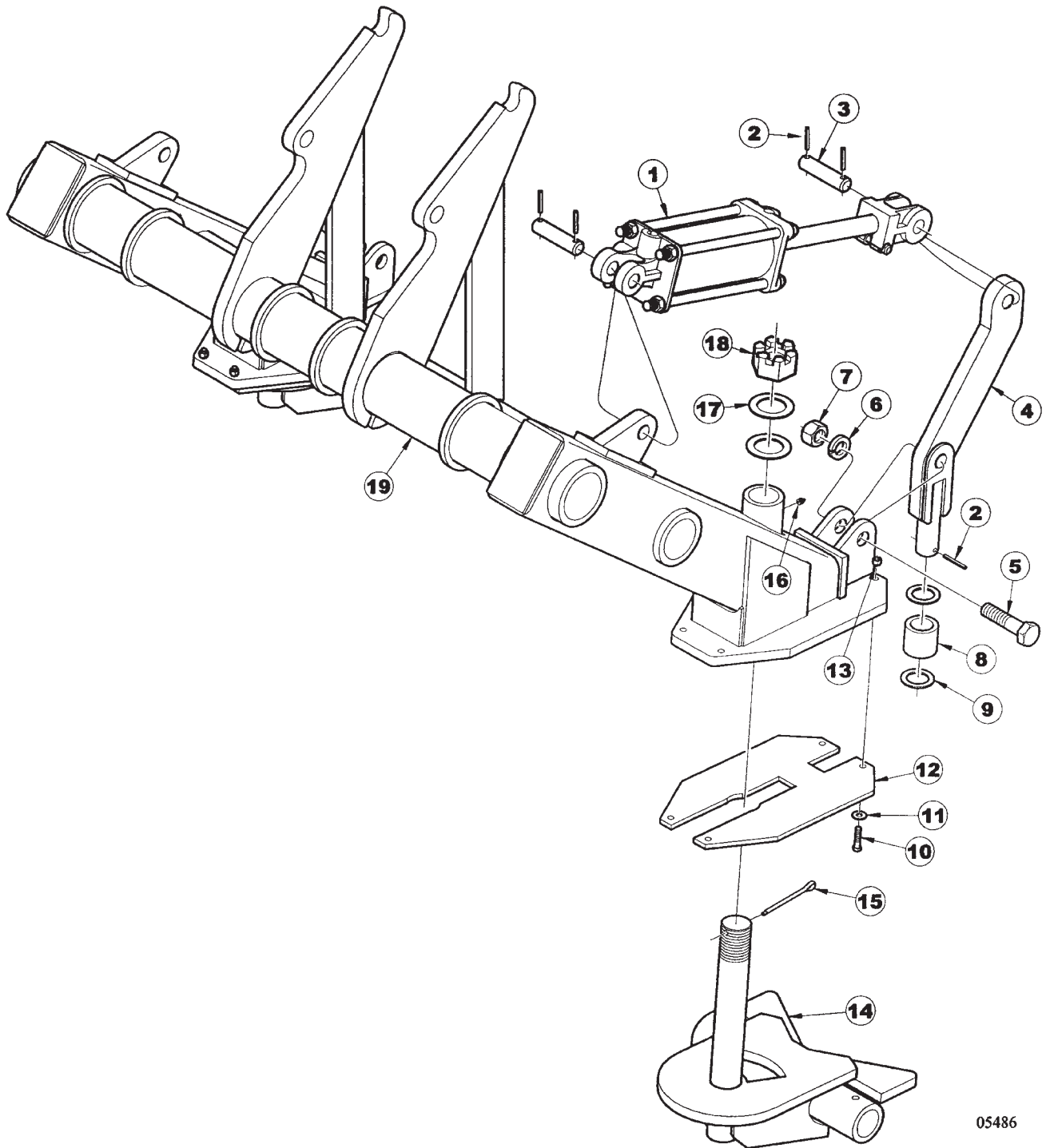
NOTE: *WHEN ORDERING HYDRAULIC CYLINDER COMPONENTS, NOTE THE PART NUMBER AND THE CYLINDER PSI. (LOCATED ON THE CYLINDER DECAL) AS THEY CONTAIN DIFFERENT COMPONENTS. OLDER CYLINDERS WERE 2500 PSI. AND THE NEWER CYLINDERS ARE 3000 PSI. IDENTIFYING THE PART # OF THE CYLINDER IS EXTREMELY IMPORTANT WHEN ORDERING PARTS TO ENSURE PROPER OPERATION OF THE HYDRAULIC CYLINDER.

WARNING
THESE PARTS ARE IMPORTANT TO THE SAFETY OF THIS EQUIPMENT AND THOSE WHO OPERATE IT. USE ONLY EXACT REPLACEMENT PARTS TO PREVENT HYDRAULIC FAILURE. BEFORE REPLACING THESE PARTS, REVIEW AND FOLLOW THE INSTRUCTIONS IN THE SAFETY AND OPERATING SECTIONS OF THIS MANUAL.

I0005487
PR: t05g30m51b0006

9421 TWO SECTION FOLDING DRILL
SERVICE PARTS

LIFT ASSEMBLY



**9421 TWO SECTION FOLDING DRILL
SERVICE PARTS**

19

LIFT ASSEMBLY

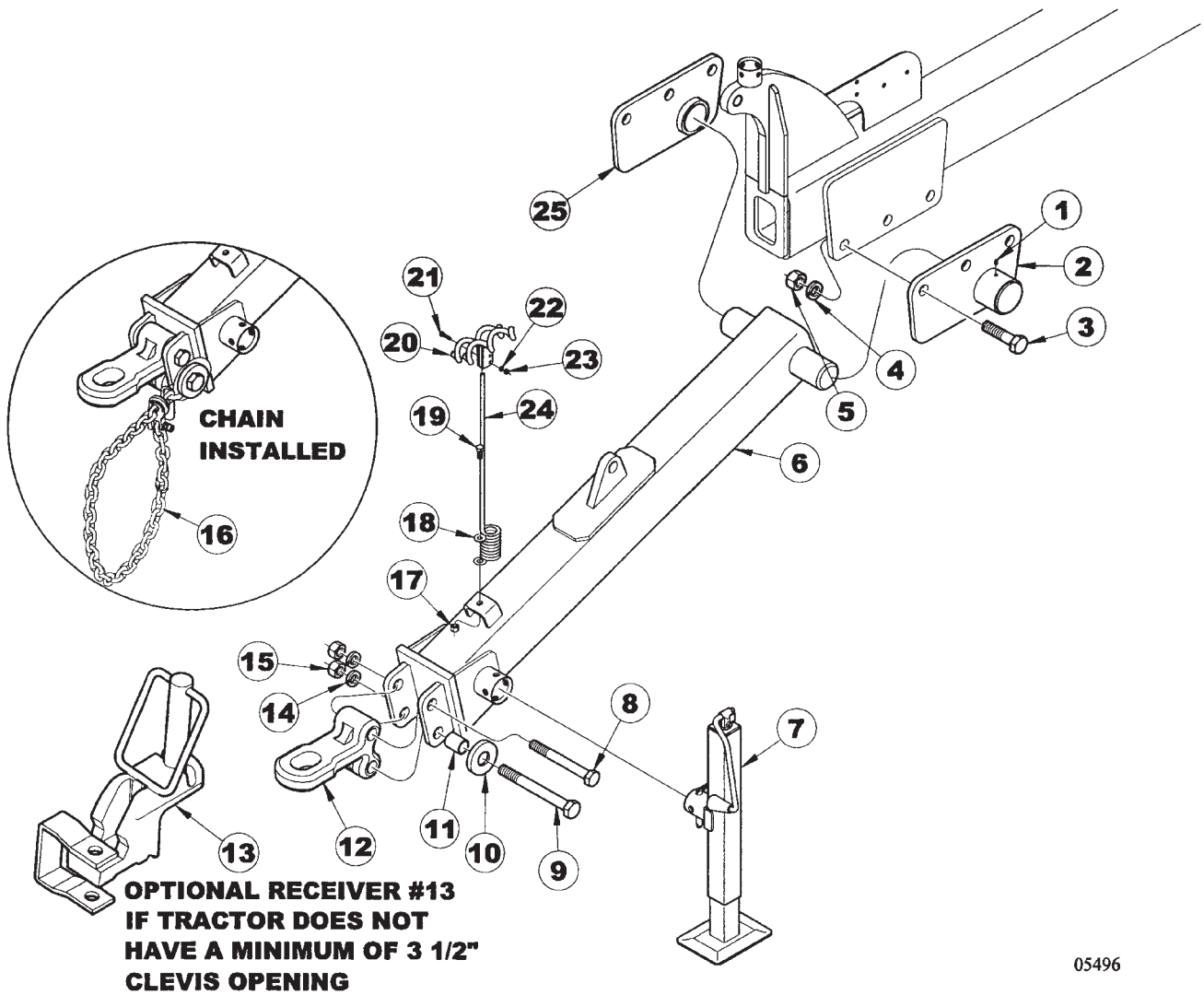
ITEM	NUMBER	QTY	DESCRIPTION
1	SNDR55002		CYLINDER, 2 1/2" X 8" (20 1/4" CPC) ORB CROSS (*VERSION 1, PRIOR TO 6/23/03)
	SN12051		CYLINDER, 2 1/2" X 8" (20 1/4" CPC) CROSS,3000PSI (*VERSION 2, 6/23/03 & LATER)
2	SN3164		ROLL PIN, 5/16" X 2" SPIRAL MEDIUM DUTY, Y/D
3	SN5339		PIN, 1" X 4 1/16" (3"), Y/D
4	SN9464		WHEEL LOCK
5	SNYYC-021		HEX BOLT, 1"-8 X 3 1/2", 1" THD, GR 5, Y/D
6	SN1283		LOCK WASHER, 1" SPLIT TYPE MED, Y/D
7	SN1849		JAM NUT, 1"-8 HEX, GR 2, Y/D
8	SN9465		SPACER, WHEEL LOCK
9	SN3095		FLAT WASHER, 1 1/2" ID X 2 1/4" OD, 10 GA, Y/D
10	SNFK150083		HEX BOLT, 3/8"-16 X 1 3/4" GR 5, Y/D
11	SN317		FLAT WASHER, 3/8", Y/D
12	SN9323		WEAR PLATE, LIFT
13	SN3567		LOCK NUT, 3/8"-16 HEX NYLON INSERT, GR 2, Y/D
14	SN9766		CASTER, LIFT
15	SN108		COTTER PIN, 5/16" X 2 1/2", Y/D
16	SN2098-1		GREASE ZERK, 1/8" NPTF, 5/8" L
17	SN2072		MACHINE BUSHING, 2"
18	SN3989		HEX NUT, 2"-4 1/2 FULL SLOTTED, GR 2, Y/D
19	SN9745		CENTER LIFT

NOTE: *WHEN ORDERING HYDRAULIC CYLINDER COMPONENTS, NOTE THE PART NUMBER AND THE CYLINDER PSI. (LOCATED ON THE CYLINDER DECAL) AS THEY CONTAIN DIFFERENT COMPONENTS. OLDER CYLINDERS WERE 2500 PSI. AND THE NEWER CYLINDERS ARE 3000 PSI. IDENTIFYING THE PART # OF THE CYLINDER IS EXTREMELY IMPORTANT WHEN ORDERING PARTS TO ENSURE PROPER OPERATION OF THE HYDRAULIC CYLINDER.

WARNING
THESE PARTS ARE IMPORTANT TO THE SAFETY OF THIS EQUIPMENT AND THOSE WHO OPERATE IT. USE ONLY EXACT REPLACEMENT PARTS TO PREVENT HYDRAULIC FAILURE. BEFORE REPLACING THESE PARTS, REVIEW AND FOLLOW THE INSTRUCTIONS IN THE SAFETY AND OPERATING SECTIONS OF THIS MANUAL.

I0005486
PR: t05g30m51b0007

TONGUE ASSEMBLY



**9421 TWO SECTION FOLDING DRILL
SERVICE PARTS**

21

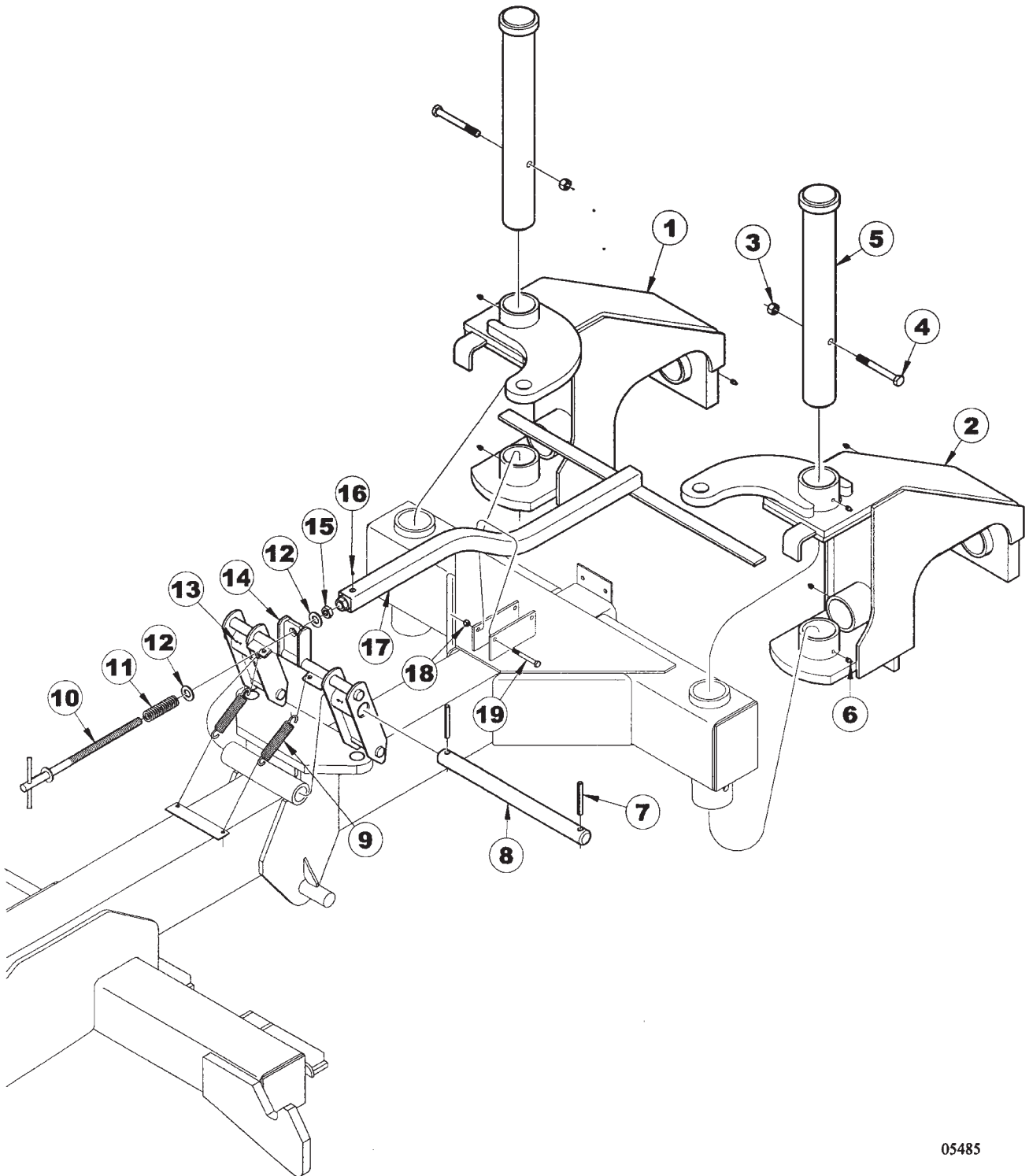
TONGUE ASSEMBLY

ITEM	NUMBER	QTY	DESCRIPTION
1	SN2098-1		GREASE ZERK, 1/8" NPTF, 5/8" L
2	SN9759		BEARING CAP, LEFT
3	SN9271		HEX BOLT, 1 1/8"-7 X 3 1/2" GR5, Y/D
4	SN2561		LOCK WASHER, 1 1/8" SPLIT TYPE MED, Y/D
5	SN1300		HEX NUT, 1 1/8"-7 FULL, GR 2, Y/D
6	SN9744		TONGUE
7	SN2378		LONG TONGUE JACK, RND W/TUBE MOUNT
8	SNFK150219		HEX BOLT, 1 1/4"-7 X 7 1/2" GR 5, Y/D
9	SNFK150272		HEX BOLT, 1 1/4"-7 X 10", GR 5, Y/D
10	SN9782R		WASHER, 1.3125" ID X 3.5" OD X 1/2" THICK
11	SN9783		SPACER TUBE, 1"
12	SN4781		CAST SINGLE LIP HITCH, 2" HOLE
13	SN9769		HITCH RECEIVER
14	SNFK150157		LOCK WASHER, 1 1/4", Y/D
15	SNFK150144		HEX NUT, 1 1/4"-7, GR 2, Y/D
16	SN7858		CHAIN, 3/8" X 59" (20,200 LB) ASSEMBLY
17	SN2096		LOCK NUT, 1/2"-13 HEX NYLON INSERT
18	SN486		FLAT WASHER, 1/2", Y/D
19	SN2045		HEX BOLT, 1/2"-13 X 1 3/4", GR5, Y/D
20	SN4914		HOSE HOLDER, RED
21	SNCS516114		HEX BOLT, 5/16"-18 X 1 1/4" GR 5, Y/D
22	SN3723		LOCK WASHER, 5/16" SPLIT TYPE, MED, Y/D
23	SN3724		HEX NUT, 5/16"-18 FULL, GR 2, Y/D
24	SN4915		HOSE HOLDER ROD, RED
25	SN9758		BEARING CAP, RIGHT

I0005496
PR: t05g30m51b0008

9421 TWO SECTION FOLDING DRILL
SERVICE PARTS

TRANSPORT LOCK & WING HINGES



**9421 TWO SECTION FOLDING DRILL
SERVICE PARTS**

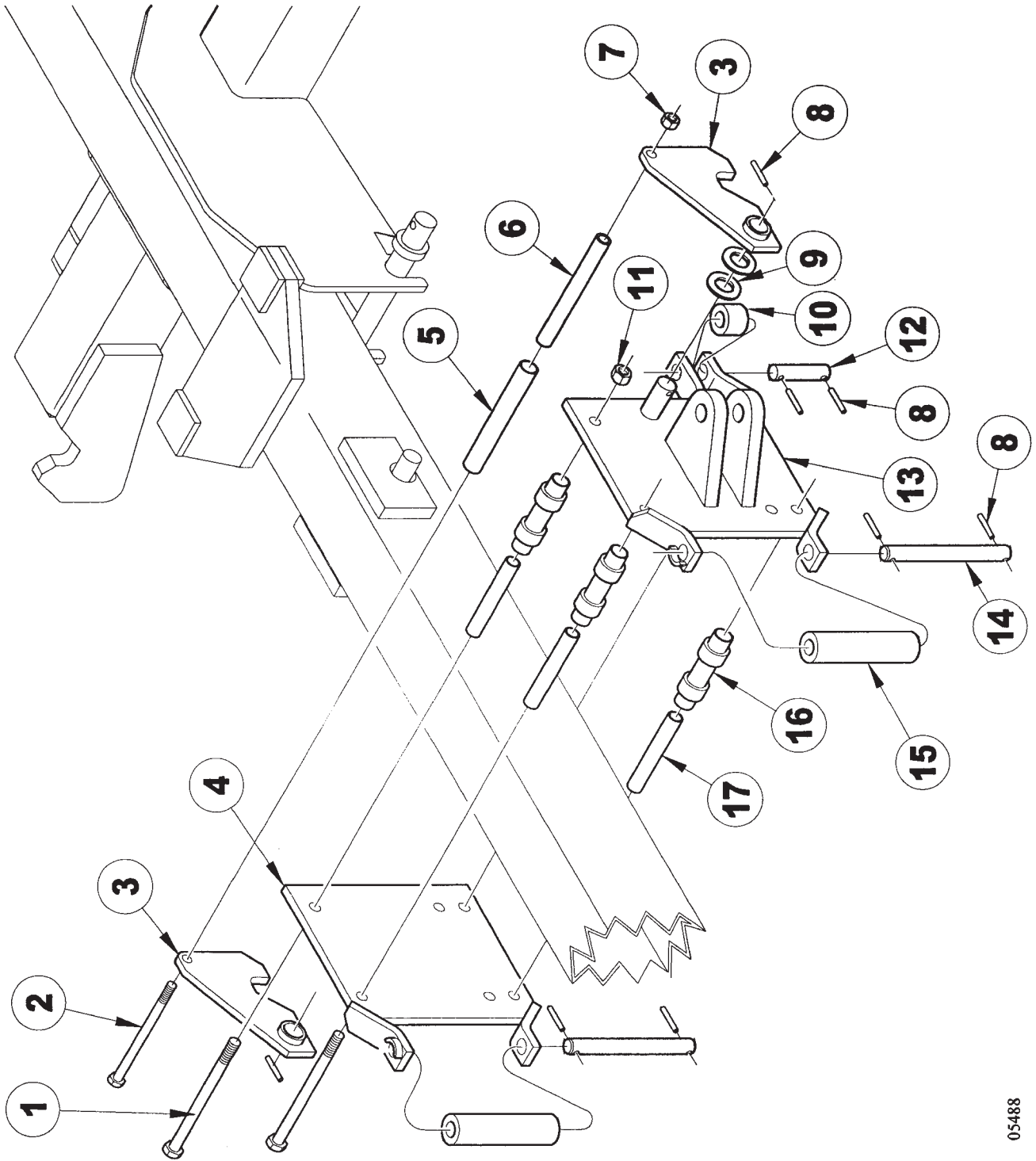
23

TRANSPORT LOCK & WING HINGES

ITEM	NUMBER	QTY	DESCRIPTION
1	SN9748		WING PIVOT, RIGHT
2	SN9750		WING PIVOT, LEFT
3	SN669-1		LOCK NUT, 5/8" HEX NYLON INSERT
4	SN2090		HEX BOLT, 5/8"-11 X 5", GR 5 Y/D
5	SN9364		PIN, 3" X 23" (15 1/32")
6	SN2098-1		GREASE ZERK, 1/8" NPTF, 5/8" L
7	SNFK150025		ROLL PIN, 1/2" X 3 1/2" Y/D
8	SN9389		PIN, 1 1/2" X 19 1/4"
9	SN9388		SPRING, 1" OD X .73"ID, 6"L EXTENSION
10	SN5137		THREADED REMOTE ADJUSTMENT
11	SN4944		SPRING, 1.10" OD, .135 DIA, 3 1/2"
12	SN779		WASHER, 25/32" ID X 1 1/2" OD, 10 GA, PL
13	SN2098-1		GREASE ZERK, 1/8" NPTF, 5/8" L
14	SN9756		TRANSPORT LOCK
15	SN1243		JAM NUT, 3/4"-10 HEX, GR 2, Y/D
16	SN2098-6		GREASE ZERK, 1/4"-28, 17/32" L
17	SN9757		TRANSPORT LOCK ROD
18	SN3567		LOCK NUT, 3/8"-16 HEX NYLON INSERT
19	SN3806		HEX BOLT, 3/8"-16 X 3", GR 5, Y/D

I0005485
PR: t05g30m51b0009

SLIDE LOCK ROLLER ASSEMBLY



9421 TWO SECTION FOLDING DRILL
SERVICE PARTS

25

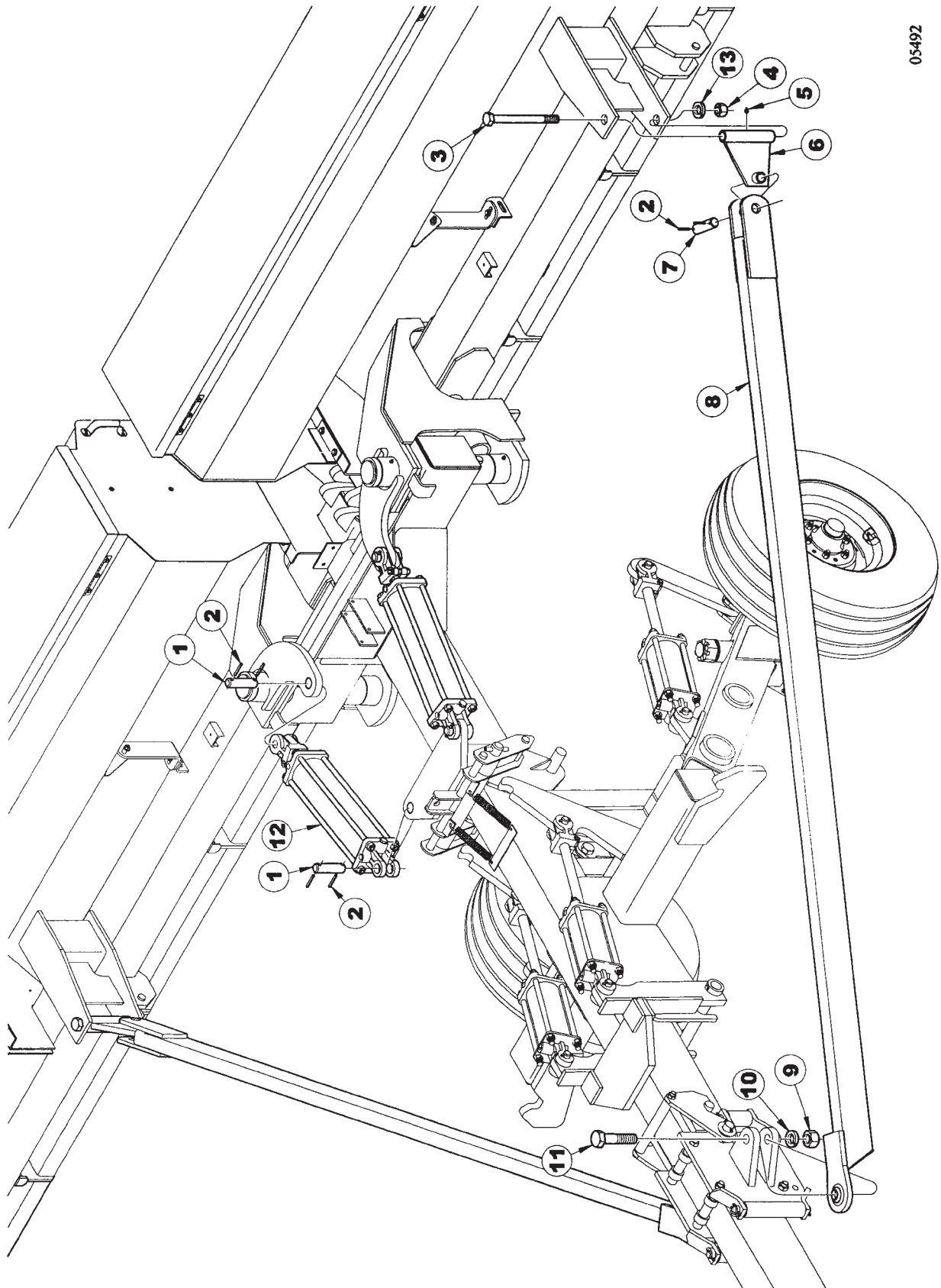
SLIDE LOCK ROLLER ASSEMBLY

ITEM	NUMBER	QTY	DESCRIPTION
1	SN2148		HEX BOLT, 3/4"-10 X 8 1/2", GR 5, Y/D
2	SNFK150274		HEX BOLT, 5/8"-11 X 11" GR 5, Y/D
3	SN9729		SLIDE HOOK
4	SN9727		SLIDE LOCK PLATE, RIGHT
5	SN6799		SLIDE LOCK ROLLER, 9"
6	SN6800		CLAMP BUSHING, 9 1/4"
7	SN669-1		LOCK NUT, 5/8" HEX NYLON INSERT
8	SN3164		ROLL PIN, 5/16" X 2" SPIRAL MEDIUM DUTY, Y/D
9	SNFK150172		FLAT WASHER, 1 1/4" SAE, Y/D
10	SN9731		SLIDE LOCK ROLLER, 3 7/16"
11	SNHEN3410		LOCK NUT, 3/4" HEX NYLON INSERT
12	SN9730		ROLLER SHAFT, SHORT
13	SN9728		SLIDE LOCK PLATE, LEFT
14	SN9732		ROLLER SHAFT, LONG
15	SN9733		SLIDE LOCK ROLLER, 9"
16	SN6779		SLIDE LOCK ROLLER, 6 1/8"
17	SN6782		CLAMP BUSHING, 6 3/8"

I0005488
PR: t05g30m51b0010

9421 TWO SECTION FOLDING DRILL
SERVICE PARTS

FOLD ARMS & CYLINDER ASSEMBLY



05492

**9421 TWO SECTION FOLDING DRILL
SERVICE PARTS**

27

FOLD ARMS & CYLINDER ASSEMBLY

ITEM	NUMBER	QTY	DESCRIPTION
1	SN9706		PIN, 1.243" X 6 9/16" (5 1/4") Y/D
2	SN3164		ROLL PIN, 5/16" X 2" SPIRAL MEDIUM DUTY, Y/D
3	SNFK150272		HEX BOLT, 1 1/4"-7 X 10", GR 5, Y/D
4	SNFK150144		HEX NUT, 1 1/4"-7, GR 2, Y/D
5	SN2098-1		GREASE ZERK, 1/8" NPTF, 5/8" L
6	SN6785		WING BRACE SWIVEL
7	SN5341		PIN, 1 1/4" X 4 5/16" (3 1/4") Y/D
8	SN9726		BRACE ROD
9	SN1300		HEX NUT, 1 1/8"-7 FULL, GR 2, Y/D
10	SN2561		LOCK WASHER, 1 1/8" SPLIT TYPE MED, Y/D
11	SN3051		HEX BOLT, 1 1/8"-7 X 5 1/4", GR 5, Y/D
12	SN9725		CYLINDER, 4" X 16" W/8618-1 CLEVIS (*VERSION 1, PRIOR TO 8/22/03)
	SN12012		CYLINDER, 4" X 16" W/8618-1 CLEVIS (27" CPC) CROSS, 3000 PSI (*VERSION 2, 8/22/03 & LATER)
13	SNFK150157		LOCK WASHER, 1 1/4", Y/D

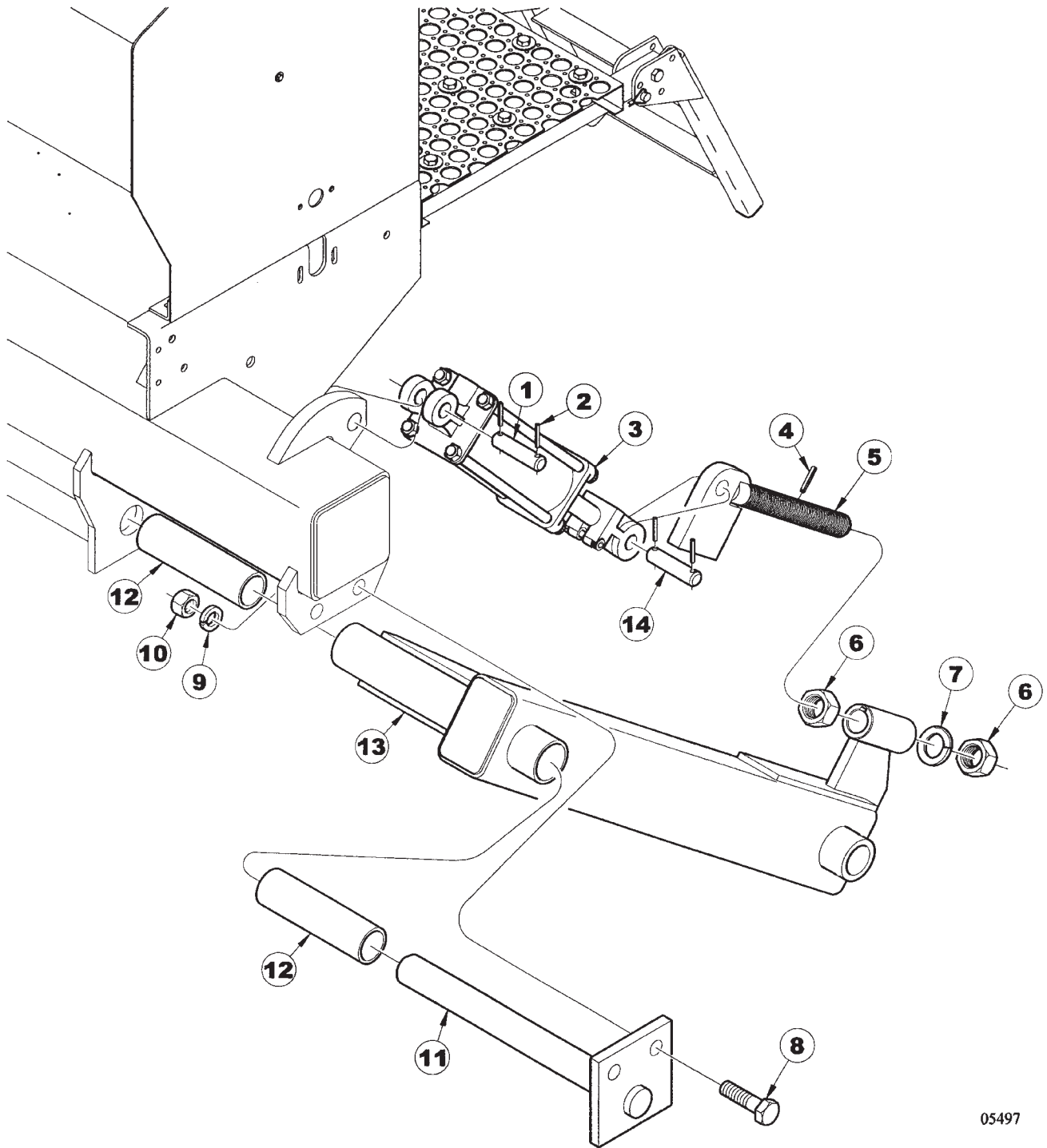
NOTE: *WHEN ORDERING HYDRAULIC CYLINDER COMPONENTS, NOTE THE PART NUMBER AND THE CYLINDER PSI. (LOCATED ON THE CYLINDER DECAL) AS THEY CONTAIN DIFFERENT COMPONENTS. OLDER CYLINDERS WERE 2500 PSI. AND THE NEWER CYLINDERS ARE 3000 PSI. IDENTIFYING THE PART # OF THE CYLINDER IS EXTREMELY IMPORTANT WHEN ORDERING PARTS TO ENSURE PROPER OPERATION OF THE HYDRAULIC CYLINDER.

WARNING
THESE PARTS ARE IMPORTANT TO THE SAFETY OF THIS EQUIPMENT AND THOSE WHO OPERATE IT. USE ONLY EXACT REPLACEMENT PARTS TO PREVENT HYDRAULIC FAILURE. BEFORE REPLACING THESE PARTS, REVIEW AND FOLLOW THE INSTRUCTIONS IN THE SAFETY AND OPERATING SECTIONS OF THIS MANUAL.

I0005492
PR: t05g30m51b0011

9421 TWO SECTION FOLDING DRILL
SERVICE PARTS

DUAL WHEEL WING LIFT ASSEMBLY



**9421 TWO SECTION FOLDING DRILL
SERVICE PARTS**

29

DUAL WHEEL WING LIFT ASSEMBLY

ITEM	NUMBER	QTY	DESCRIPTION
1	SN5339		PIN, 1" X 4 1/16" (3"), Y/D
2	SN3164		ROLL PIN, 5/16" X 2" SPIRAL MEDIUM DUTY, Y/D
3	SN9703		CYLINDER, 4 1/4" X 12" (24 1/4" CPC) (*VERSION 1, PRIOR TO 7/8/03)
	SN12008		CYLINDER, 4 1/4" X 12" REPH(24 1/4"CPC) CROSS,3000 PSI (*VERSION 2, 7/8/03 & LATER)
4	SN4623		GUIDE PIN
5	SN9755		ADJUSTMENT BOLT
6	SN1978		HEX NUT, 1 1/2"-6 FULL, GR 2, Y/D
7	SN2085		LOCK WASHER, 1 1/2" SPLIT TYPE MED, Y/D
8	SNFK150074		HEX BOLT, 1"-8 X 3" GR 5, Y/D
9	SN1283		LOCK WASHER, 1" SPLIT TYPE MED, Y/D
10	SN110		HEX NUT, 1"-8 FULL, GR 5, Y/D
11	SN9325		PIN, WING LIFT
12	SN9326		BUSHING, 2 1/2" OD X 2" ID, 9" L PLASTIC
13	SN9754		LIFT, LEFT DUAL
	SN9751		LIFT, RIGHT DUAL
14	SN5339		PIN, 1" X 4 1/16" (3"), Y/D (USED WITH 9703R CYLINDER, VERSION 1)
	SN12188		PIN, 1" X 4 9/16" (3 1/2"), Y/D (USED WITH 12008R CYLINDER, VERSION 2)

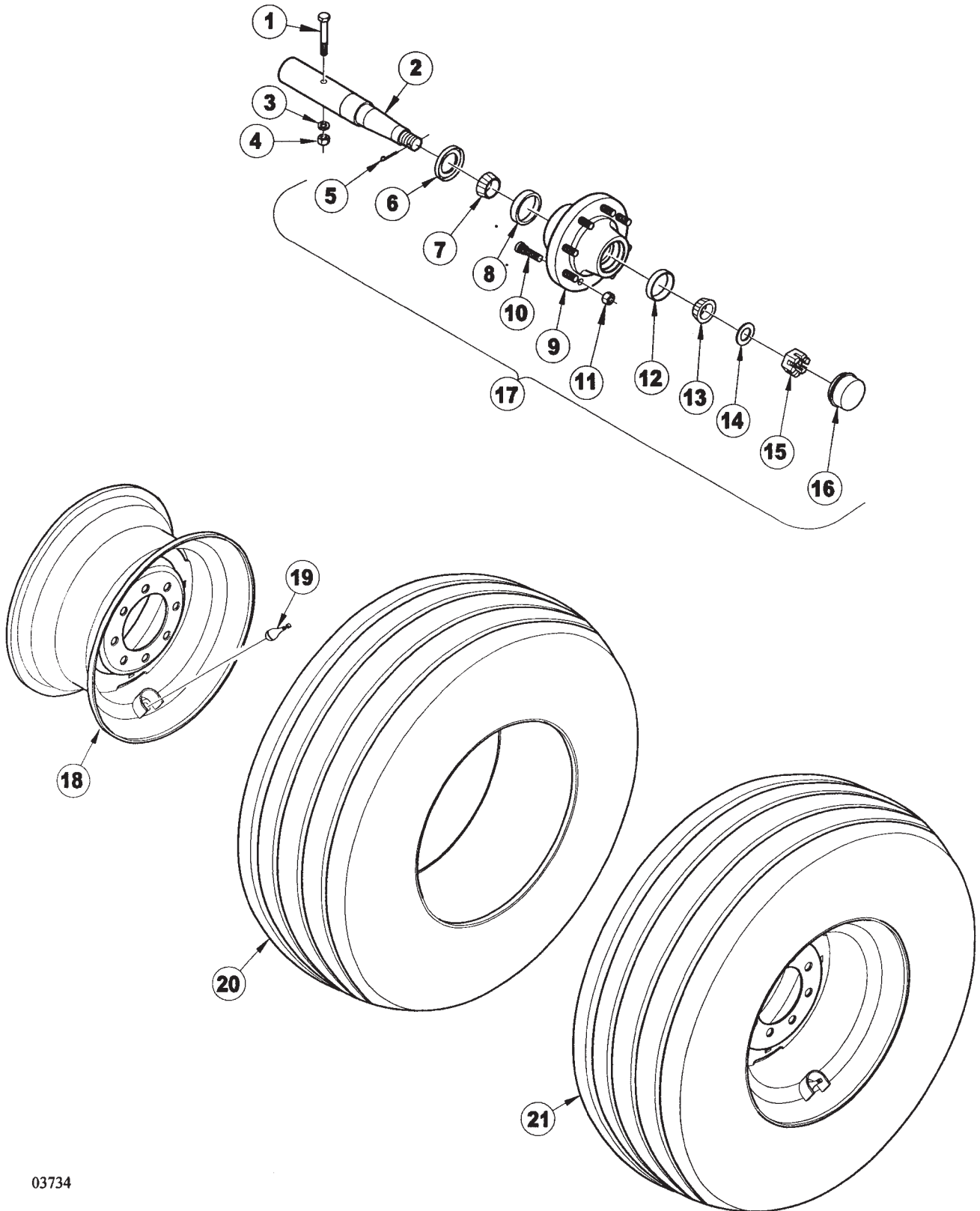
NOTE: *WHEN ORDERING HYDRAULIC CYLINDER COMPONENTS, NOTE THE PART NUMBER AND THE CYLINDER PSI. (LOCATED ON THE CYLINDER DECAL) AS THEY CONTAIN DIFFERENT COMPONENTS. OLDER CYLINDERS WERE 2500 PSI. AND THE NEWER CYLINDERS ARE 3000 PSI. IDENTIFYING THE PART # OF THE CYLINDER IS EXTREMELY IMPORTANT WHEN ORDERING PARTS TO ENSURE PROPER OPERATION OF THE HYDRAULIC CYLINDER.

WARNING
THESE PARTS ARE IMPORTANT TO THE SAFETY OF THIS EQUIPMENT AND THOSE WHO OPERATE IT. USE ONLY EXACT REPLACEMENT PARTS TO PREVENT HYDRAULIC FAILURE. BEFORE REPLACING THESE PARTS, REVIEW AND FOLLOW THE INSTRUCTIONS IN THE SAFETY AND OPERATING SECTIONS OF THIS MANUAL.

I0005497
PR: t05g30m51b0012

9421 TWO SECTION FOLDING DRILL
SERVICE PARTS

CENTER LIFT SPINDLE & TIRE ASSEMBLY



**9421 TWO SECTION FOLDING DRILL
SERVICE PARTS**

31

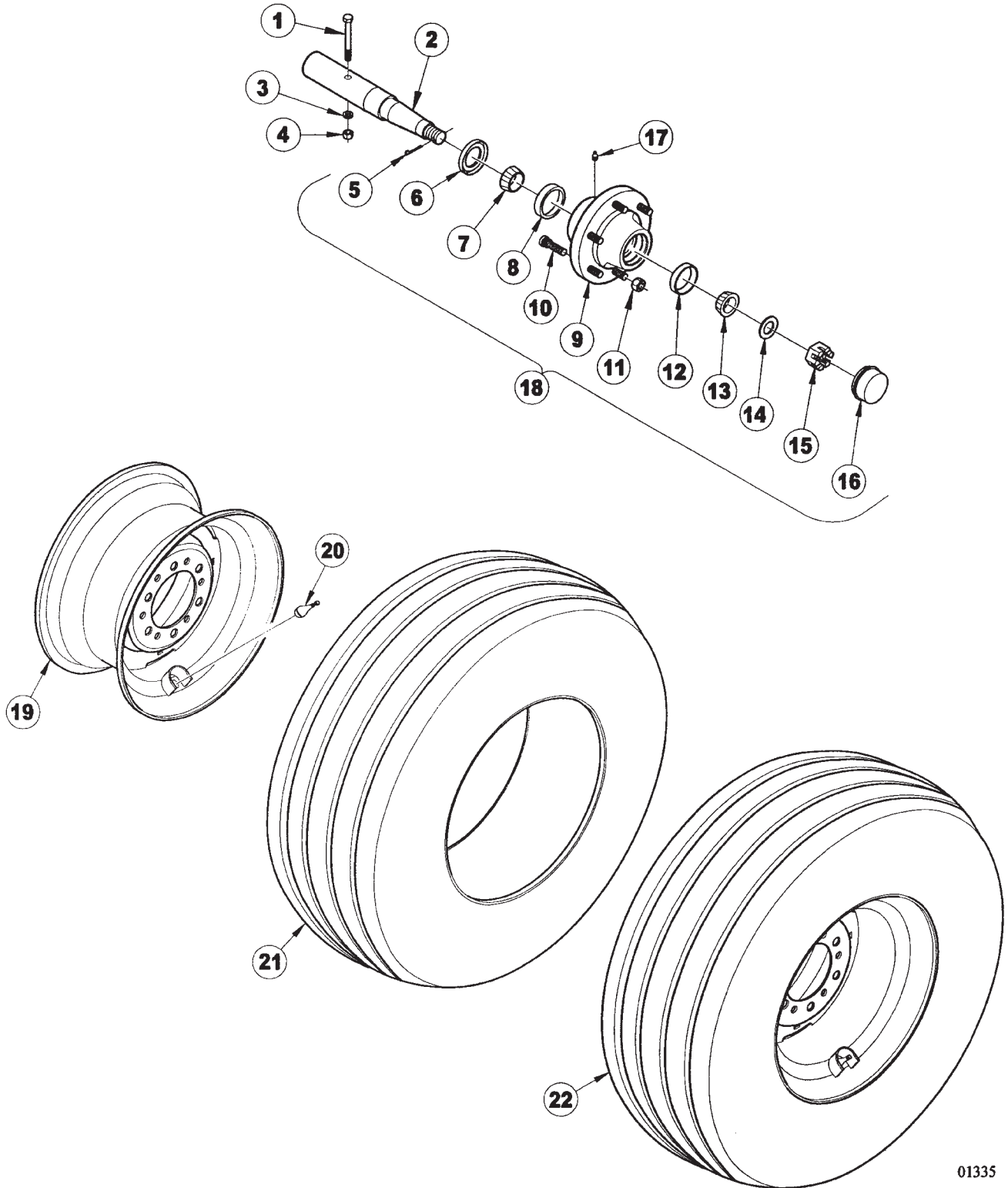
CENTER LIFT SPINDLE & TIRE ASSEMBLY

ITEM	NUMBER	QTY	DESCRIPTION
1	SN2569		HEX BOLT, 7/16"-14 X 4", GR 5, Y/D
2	SN3687		SPINDLE, 2 1/4" X 14"
3	SN302		LOCK WASHER, 7/16" SPLIT TYPE MED, Y/D
4	SN303		HEX NUT, 7/16"-14 FULL, GR 2, Y/D
5	SN3066		COTTER PIN, 7/32" X 1 1/2"
6	SN3301		TRIPLE LIP SEAL
7	SN3683		BEARING(LM603049)
8	SN3684		RACE (LM603011)
9	SN3685		EIGHT BOLT HUB, STUDDED W/CUPS ZERK AND LUG NUTS, P (ITEMS 5 THRU 16)
10	SN3118		LUG BOLT, 9/16"-18 X 1 7/8" PRESS IN, PL
11	SN3117		LUG NUT, 9/16"-18, GR 5, 90 DEG TAPER, Y/D
12	SN1605		RACE (LM67010)
13	SN1606		BEARING (LM67048)
14	SN3303		WASHER, 1 1/32" ID X 1 3/4" ODX 1/8" THICK, PLAIN
15	SN3302		HEX NUT, 1"-14 FULL SLOTTED GR 2, PLAIN
16	SN1610		DUST CAP, 2.448" OD, Y/D
17	SN3686		8 BOLT HUB ASSEMBLY
18	SN3688Y		WHEEL, 15 X 10, 8 BOLT
19	SN3577		VALVE STEM
20	SN3581		TIRE, 11L X 15, 12-PLY TUBELESS
21	SN5228		TIRE, 11L 12 PLY TUBELESS W/15 X 10 WHEEL ASSY 8 BOLT

I0003734
PR: t05g30m51b0013

9421 TWO SECTION FOLDING DRILL
SERVICE PARTS

WING LIFT SPINDLE & TIRE ASSEMBLY



**9421 TWO SECTION FOLDING DRILL
SERVICE PARTS**

33

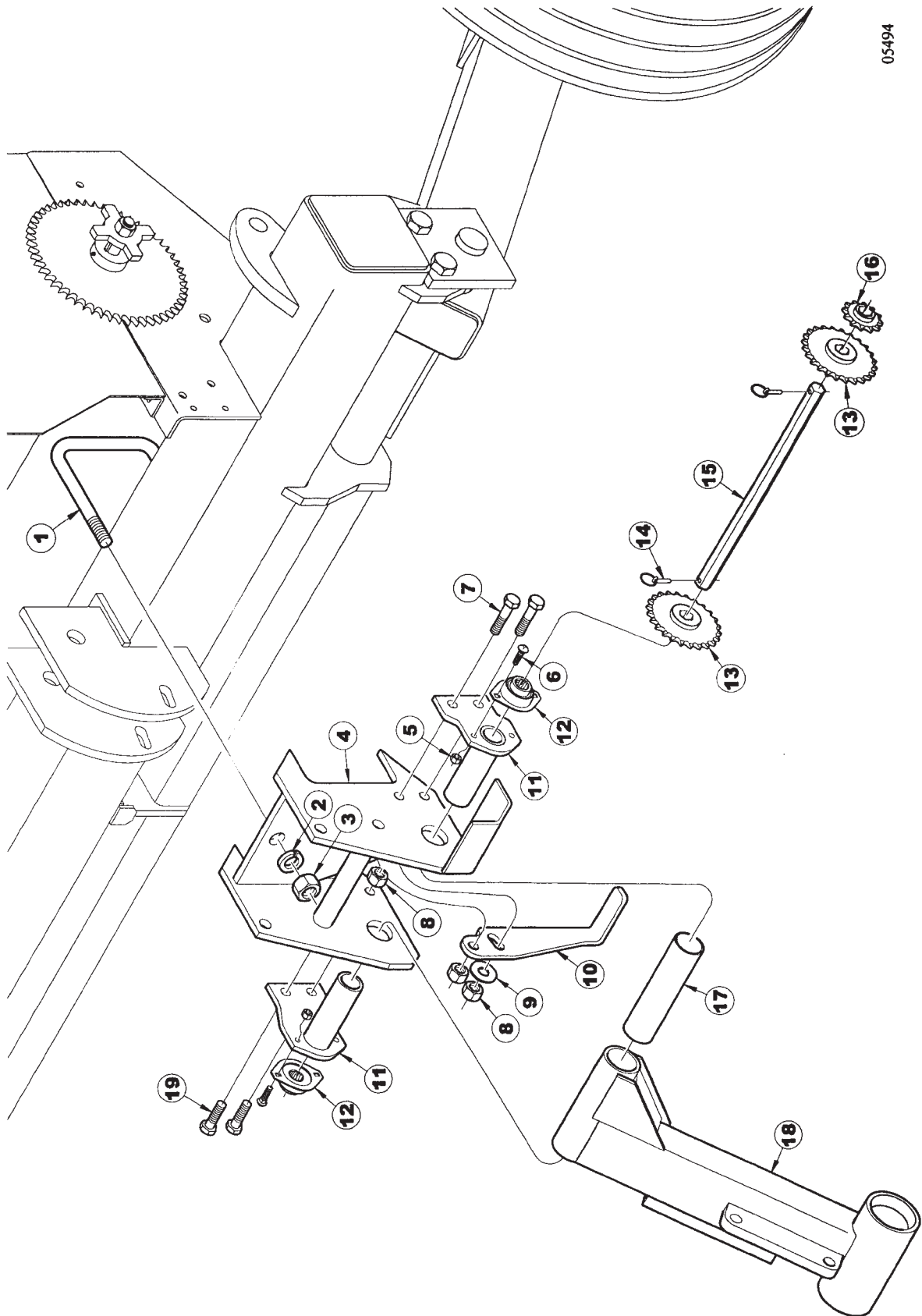
WING LIFT SPINDLE & TIRE ASSEMBLY

ITEM	NUMBER	QTY	DESCRIPTION
1	SN2585		HEX BOLT, 7/16"-14 X 3 1/2", GR 5, Y/D
2	SN3298		SPINDLE, 2" X 11 1/4"
3	SN302		LOCK WASHER, 7/16" SPLIT TYPE MED, Y/D
4	SN303		HEX NUT, 7/16"-14 FULL, GR 2, Y/D
5	SN3066		COTTER PIN, 7/32" X 1 1/2"
6	SN3301		TRIPLE LIP SEAL
7	SN1935		INNER BEARING (LM501349)
8	SN1936		INNER RACE (LM501310)
9	SN1937		SIX BOLT HUB, STUDED W/CUPS AND LUG NUTS, PAINTED
10	SN3118		LUG BOLT, 9/16"-18 X 1 7/8" PRESS IN, PL
11	SN3117		LUG NUT, 9/16"-18, GR 5, 90 DEG TAPER ,Y/D
12	SN1605		OUTER RACE (LM67010)
13	SN1606		OUTER BEARING (LM67048)
14	SN3303		WASHER, 1 1/32" ID X 1 3/4" ODX 1/8" THICK, PLAIN
15	SN3302		HEX NUT, 1"-14 FULL SLOTTED GR 2, PLAIN
16	SN1610		DUST CAP, 2.448" OD, Y/D
17	SN2098-6		GREASE ZERK, 1/4"-28, 17/32" L
18	SN3300		SIX BOLT HUB ASSEMBLY W/3301 SEAL (INCLUDES ITEMS 5-16)
19	SN5094		WHEEL, 15 X 6, 6-BOLT
20	SN3577		VALVE STEM
21	SN3578		TIRE, 9.5L X 15, 8 PLY, TUBELESS
22	SN5151		TIRE, 9.5L 8 PLY TUBELESS W/15 X 6 WHEEL ASSY 6 BOLT

I0001335
PR: t05g30m51b0014

9421 TWO SECTION FOLDING DRILL
SERVICE PARTS

GAUGE WHEEL ASSEMBLY



05494

**9421 TWO SECTION FOLDING DRILL
SERVICE PARTS**

35

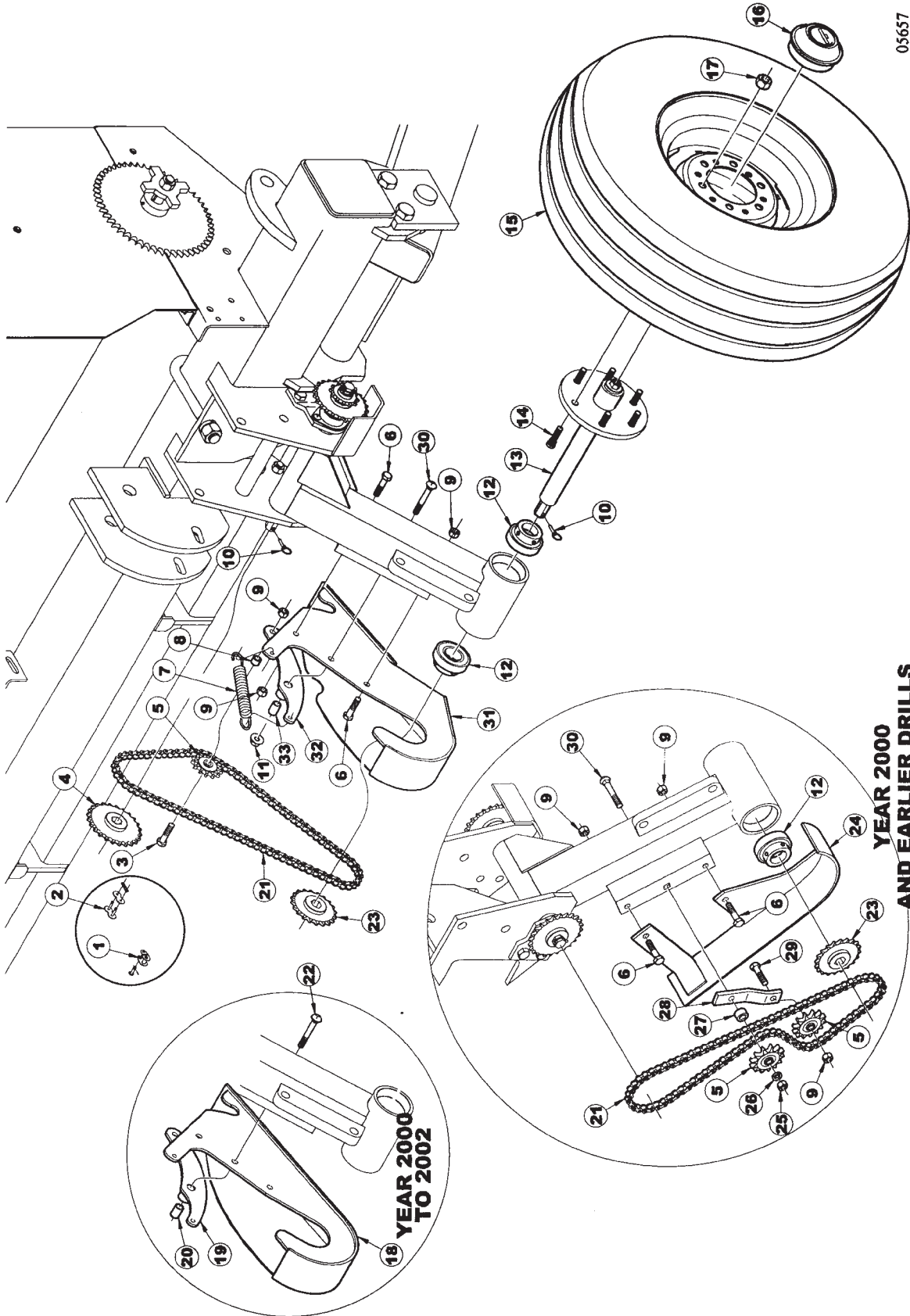
GAUGE WHEEL ASSEMBLY

ITEM	NUMBER	QTY	DESCRIPTION
1	SN7070		U-BOLT, 1"-8 X 9" X 8 1/16" W, GR 5, Y/D
2	SN1283		LOCK WASHER, 1" SPLIT TYPE MED, Y/D
3	SN110		HEX NUT, 1"-8 FULL, GR 5, Y/D
4	SN9132		MOUNT, GAUGE WHEEL, RT
	SN9133		MOUNT, GAUGE WHEEL, LT (SHOWN)
5	SN6378		LOCK NUT, 5/16" HEX NYLON INSERT GR 5, Y/D
6	SN6376		CARRIAGE BOLT, 5/16"-18 X 1" GR 5, Y/D
7	SN1298		HEX BOLT, 5/8"-11 X 2 1/2", GR 5, Y/D
8	SN669-1		LOCK NUT, 5/8" HEX NYLON INSERT, GR 5, Y/D
9	SN2089		FLAT WASHER, 5/8", Y/D
10	SN10292		ARM, WHEEL STOP RIGHT
	SN10293		ARM, WHEEL STOP LEFT
11	SN9029		PIVOT BRACKET, GAUGE WHEEL
12	SN9081		BEARING, 7/8" HEX BORE
13	SN9079		SPROCKET, 24 TOOTH, 7/8" HEX BORE
14	SN9083		KLIK PIN, 1/4" DIA X 2 1/8"
15	SN9146		JACKSHAFT, 7/8" HEX, 18" L
16	SN9078		SPROCKET, 12 TOOTH, 7/8" HEX BORE
17	SN9137		BUSHING, 2" OD X 1 3/4" ID, 8"L, PLASTIC
18	SN9129		GAUGE WHEEL AXLE, RT
	SN9130		GAUGE WHEEL AXLE, LT (SHOWN)
19	SN670		HEX BOLT, 5/8"-11 X 2", GR 5, Y/D

I0005494
PR: t05g30m51b0015

9421 TWO SECTION FOLDING DRILL
SERVICE PARTS

LOWER GAUGE WHEEL ASSEMBLY



05637

YEAR 2000
TO 2002

YEAR 2000
AND EARLIER DRILLS

**9421 TWO SECTION FOLDING DRILL
SERVICE PARTS**

37

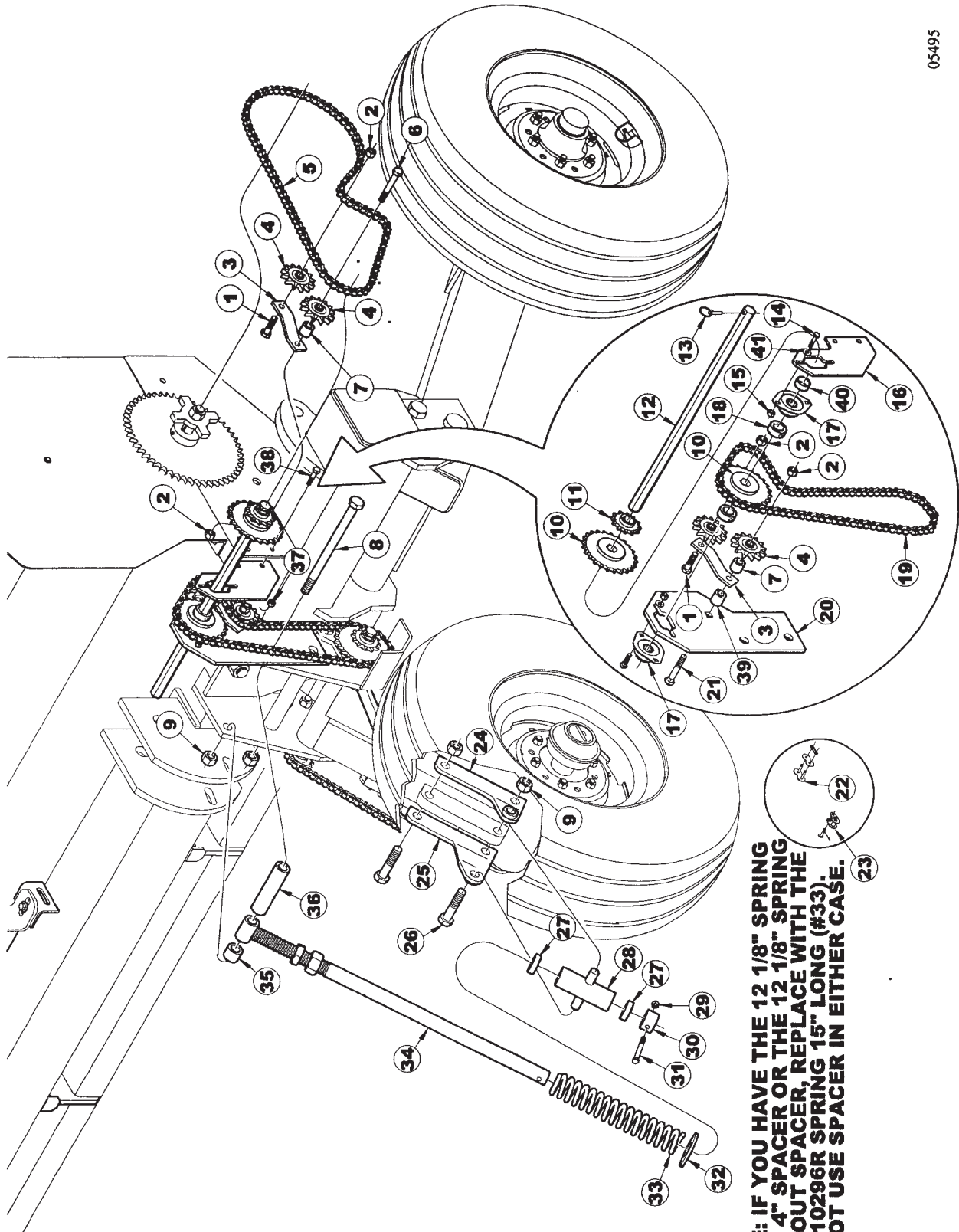
LOWER GAUGE WHEEL ASSEMBLY

ITEM	NUMBER	QTY	DESCRIPTION
1	SNDR41007		LINK, SINGLE OFFSET #50 CHAIN
2	SNDR41008		LINK, SINGLE CONNECTING #50 CHAIN
3	SN112		HEX BOLT, 1/2"-13 X 2 1/2", GR 5, Y/D
4	SN9079		SPROCKET, 24 TOOTH, 7/8" HEX BORE
5	SNDR80029		SPROCKET, IDLER
6	SN1823		HEX BOLT, 1/2"-13 X 1 1/4", GR 5, Y/D
7	SN10325		SPRING, .105" WIRE DIA X 4 3/4" L EXTENSION Y/D
8	SN9886		BUSHING, 3/4" OD X 1/2" ID, 17/32" L
9	SN2096		LOCK NUT, 1/2"-13 HEX NYLON INSERT
10	SN9083		KLIK PIN, 1/4" DIA X 2 1/8"
11	SN9683		HFN 1/2"-13 GR5 Y/D
12	SNDR30022		BEARING, 1 1/2" BORE W/LOCK COLLAR
13	SN9136		SPINDLE, GAUGE WHEEL, 6 BOLT HUB
14	SN7784		SHOULDER BOLT, 1/2"-20 X 1 7/8" PRESS IN 3/8" SHOULDER
15	SN5151		TIRE, 9.5L 8 PLY TUBELESS W/15 X 6 WHEEL ASSY 6 BOLT
	SN3578		TIRE, 9.5L X 15, 8 PLY, TUBELESS
	SN5094		WHEEL, 15 X 6, 6-BOLT
	SN3577		VALVE STEM
16	SNDR41517		ACREMETER, 9.5L/11L-15 X 20'
	SN9421		ACREMETER, 9.5L/11L-15 X 25'
	SNDR41518		ACREMETER, 9.5L/11L-15 X 30'
17	SN1611		LUG NUT, 1/2"-20, GR 5, 90 DEG TAPER, Y/D
18	SN9882		CHAIN GUARD, GW, LT
	SN9881		CHAIN GUARD, GW, RT
19	SN9884		IDLER BRACKET, LEFT
	SN9883		IDLER BRACKET, RIGHT
20	SN9887		BUSHING, 3/4" OD X 1/2" ID, 1 1/16" L
21	SN9177		CHAIN, 55 5/8" L NO. 50
22	SN9939		CARRIAGE BOLT, 1/2"-13 X 2 1/2", GR 5, Y/D
23	SN9080		SPROCKET, 20 TOOTH, 7/8" HEX BORE
24	SN9111		CHAIN GUARD, GW, RT
	SN9112		CHAIN GUARD, GW, LT
25	SN114		HEX NUT, 1/2"-13 FULL, GR 2, Y/D
26	SN113		LOCK WASHER, 1/2" SPLIT TYPE MED, Y/D
27	SN9165		SPACER, IDLER SPROCKET, LOWER, 9/16" L
28	SN9160		IDLER BRACKET, LOWER
29	SN2045		HEX BOLT, 1/2"-13 X 1 3/4", GR5, Y/D
30	SN9178		CARRIAGE BOLT, 1/2"-13 X 3", GR 5, Y/D
31	SN10359		GUARD, CHAIN LEFT
	SN10358		GUARD, CHAIN RIGHT
32	SN10357		IDLER WELDMENT, CHAIN LEFT
	SN10356		IDLER WELDMENT, CHAIN RIGHT
33	SN10355		BUSHING, IDLER .750" OD X .532" ID, 1 9/16" L

I0005657
PR: t05g30m51b0016

TURNBUCKLE & UPPER GAUGE WHEEL DRIVE

05495



NOTE: IF YOU HAVE THE 12 1/8" SPRING WITH 4" SPACER OR THE 12 1/8" SPRING WITHOUT SPACER, REPLACE WITH THE NEW 10296R SPRING 15" LONG (#33). DO NOT USE SPACER IN EITHER CASE.

**9421 TWO SECTION FOLDING DRILL
SERVICE PARTS**

39

TURNBUCKLE & UPPER GAUGE WHEEL DRIVE

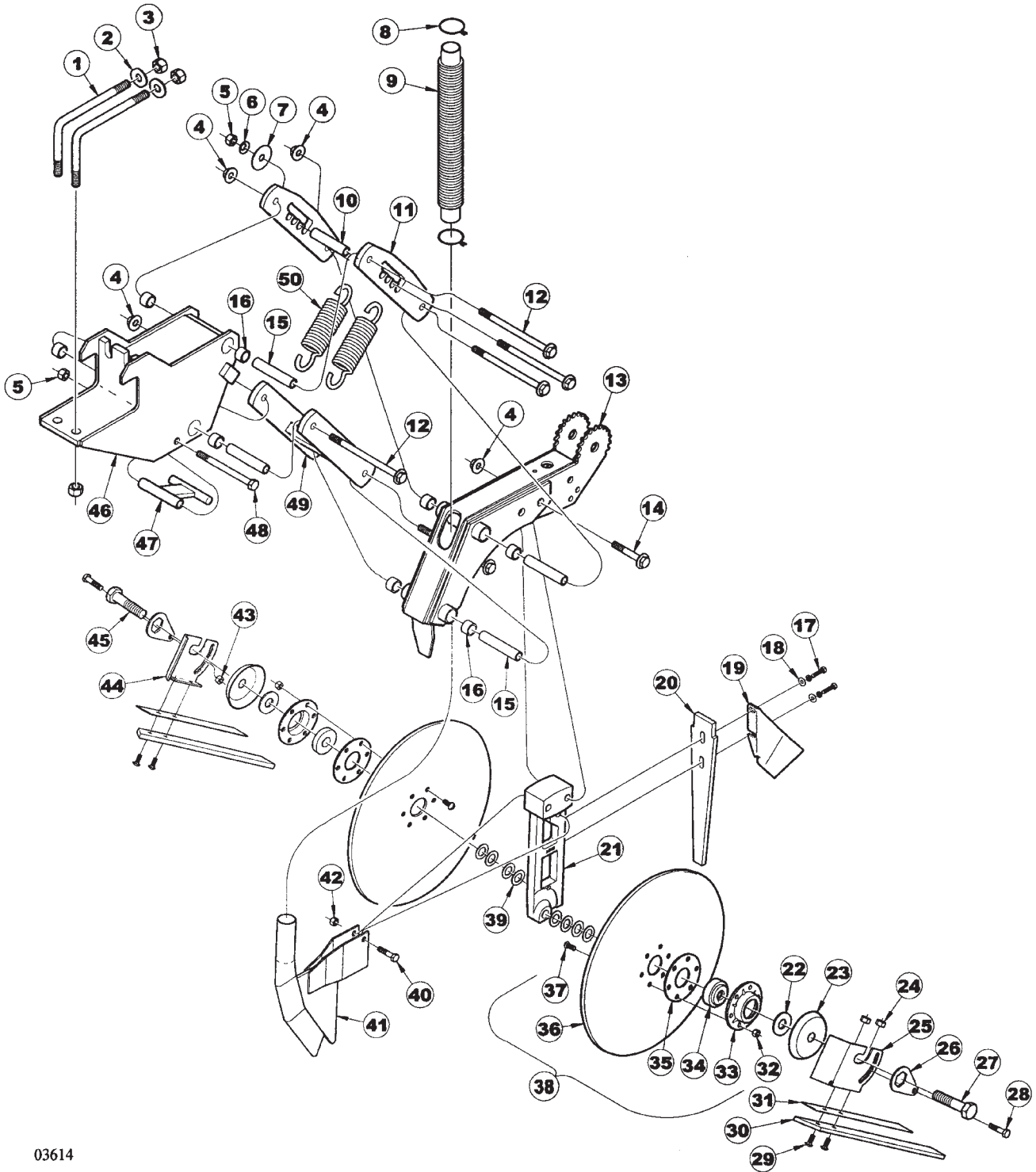
ITEM	NUMBER	QTY	DESCRIPTION
1	SN2045		HEX BOLT, 1/2"-13 X 1 3/4", GR5, Y/D
2	SN2096		LOCK NUT, 1/2"-13 HEX NYLON INSERT, GR 8, Y/D
3	SN9161		IDLER BRACKET, UPPER
4	SNDR80029		SPROCKET, IDLER
5	SN9414		CHAIN, 61 7/8" L NO. 50
6	SN156		HEX BOLT, 1/2"-13 X 3", GR 5 Y/D
7	SN9166R		SPACER, IDLER SPROCKET, UPPER,7/8"L
8	SN2154		HEX BOLT, 3/4"-10 X 10 1/2", GR 5, Y/D
9	SNHEN3410		LOCK NUT, 3/4" HEX NYLON INSERT, GR 5, Y/D
10	SN9079		SPROCKET, 24 TOOTH, 7/8" HEX BORE
11	SN9078		SPROCKET, 12 TOOTH, 7/8" HEX BORE
12	SN9148		JACKSHAFT, 7/8" HEX, 24" L (20')
	SN9150		JACKSHAFT, 7/8" HEX, 40"L (25' & 30')
13	SN9083		KLIK PIN, 1/4" DIA X 2 1/8"
14	SNDR10013		HEX BOLT, 5/16"-18 X 3/4" GR 5 Y/D
15	SN6378		LOCK NUT, 5/16" HEX NYLON INSERT GR 5, Y/D
16	SN9406		BEARING PLATE, 9" L
17	SN9081		BEARING, 7/8" HEX BORE
18	SN9082		SET COLLAR, 7/8" HEX BORE, Y/D
19	SN9413		CHAIN, 51 7/8" L NO. 50
20	SN9407		BEARING PLATE, 14 1/4" L
21	SN2485		CARRIAGE BOLT, 1/2"-13 X 4", GR 5, Y/D
22	SNDR41008		LINK, SINGLE CONNECTING #50 CHAIN
23	SNDR41007		LINK, SINGLE OFFSET #50 CHAIN
24	SN7519		BRACKET, GAUGE WHEEL LEFT
25	SN7518		BRACKET, GAUGE WHEEL RIGHT
26	SN1345		HEX BOLT, 3/4"-10 X 3", GR 5, Y/D
27	SN7638R		SPACER TUBE, 1/2"
28	SN7517		CROSS, GAUGE WHEEL
29	SN3567		LOCK NUT, 3/8"-16 HEX NYLON INSERT, GR 2, Y/D
30	SNB2610		COLLAR, 1.750" OD X 1.270" ID, 1" L
31	SN2487		HEX BOLT, 3/8"-16 X 2 1/2", GR 5, Y/D
32	SNFK150172		FLAT WASHER, 1 1/4" SAE, Y/D
33	SN10296		* SPRING, 2.1875" OD X 1.4375" ID X 15" L, COMPRESSION .375" DIA
34	SNB4103		TURNBUCKLE SCREW, Y/D
35	SN9164		SPACER, GW MOUNT, 1" L
36	SN9163		SPACER, GW MOUNT, 5 1/8" L
37	SN3567		LOCK NUT, 3/8"-16 HEX NYLON INSERT, GR 2, Y/D
38	SN178		HEX BOLT, 3/8"-16 X 1", GR 5, Y/D
39	SN9167R		SPACER, IDLER SPROCKET, INTER-MEDIATE, 1"L
40	SN4844		SPACER, 1/2"
41	SN6377		FLAT WASHER, 5/16" Y/D

*NOTE: IF YOU HAVE THE 12 1/8" SPRING WITH 4" SPACER OR THE 12 1/8" SPRING WITHOUT SPACER, REPLACE WITH THE NEW 10296R SPRING 15" LONG (#33). DO NOT USE THE SPACER IN EITHER CASE.

I0005495
PR: t05g30m51b0017

9421 TWO SECTION FOLDING DRILL
SERVICE PARTS

ALL PURPOSE OPENER ASSEMBLY (YEAR 2000 &
EARLIER DRILLS)



9421 TWO SECTION FOLDING DRILL

41

SERVICE PARTS

**ALL PURPOSE OPENER ASSEMBLY (YEAR 2000 &
EARLIER DRILLS)**

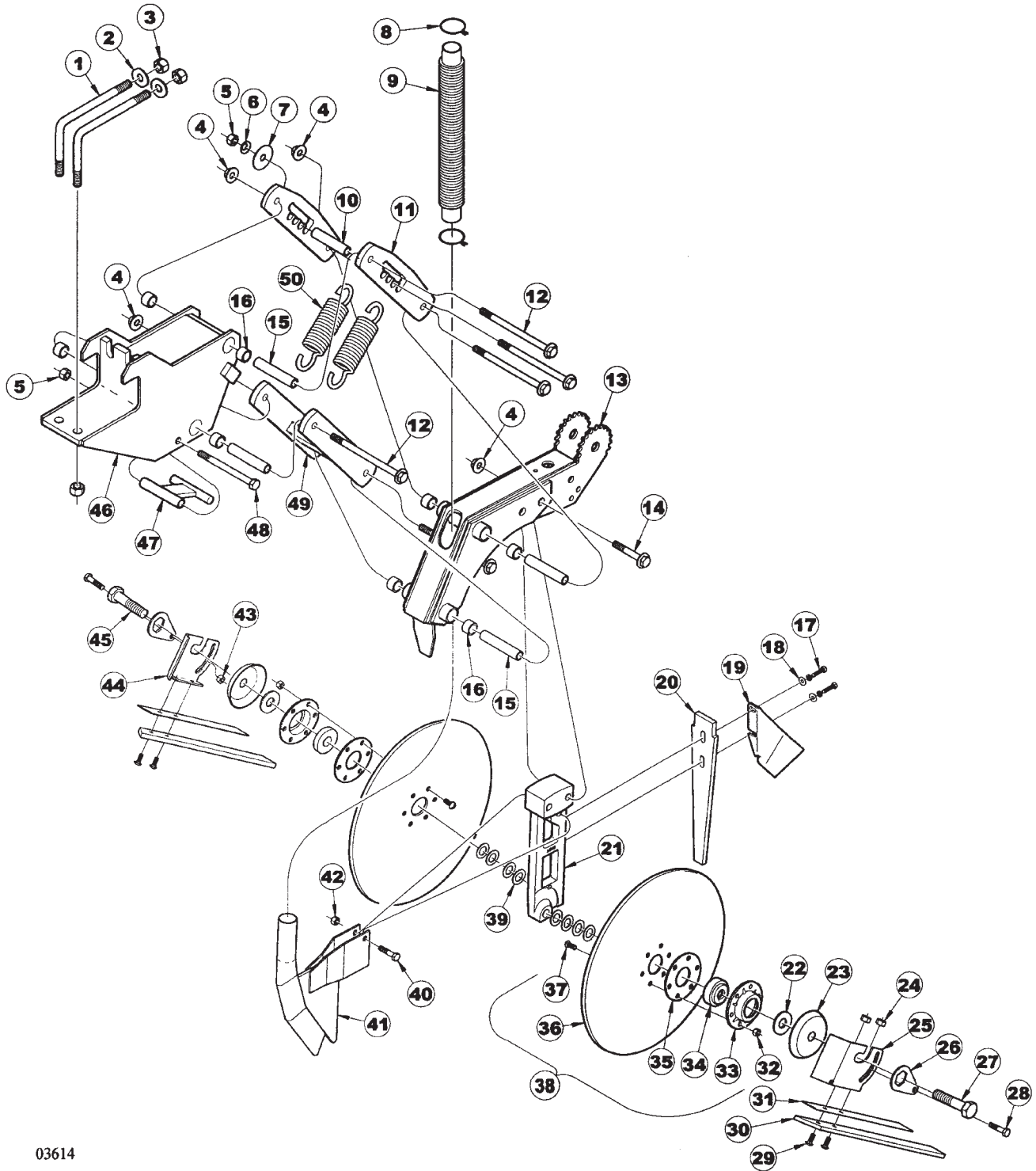
ITEM	NUMBER	QTY	DESCRIPTION
1	SN7024		L-BOLT, 5/8"-11 X 4 5/8" X 6 5/8", Y/D
2	SNFK150283		FLAT WASHER, 5/8" SAE, Y/D
3	SN669-1		LOCK NUT, 5/8" HEX NYLON INSERT, GR 5, Y/D
4	SN9683		1/2"-13 FLANGE TOPLOCK NUT GR G CAD/WAX
5	SN2096		LOCK NUT, 1/2"-13 HEX NYLON INSERT
6	SN6618		WASHER, .531" ID X .813" OD, .129" CROWN HEIGHT, CURVED
7	SN6619		WASHER, .531" ID X 2.000" OD X .058" THICK, Y/D
8	SNDR12011		CLAMP, SEED TUBE
9	SNDR20004		SEED TUBE, RUBBER
10	SN7033B		SPACER TUBE, 4 1/2" L, ALL PURPOSE
11	SN7032		PARALLEL LINKAGE, 11" TOP, ALL PURPOSE
12	SN9680		HHFS 1/2"-13 X 6 1/2" GR5 Y/D
13	SN7034B		OPENER FRAME, ALL PURPOSE
14	SN9682		HHFS 1/2"-13 X 3 3/4" GR5 Y/D
15	SN7029		CLAMP BUSHING, 4 21/32"
16	SN5935		BUSHING, 1" OD X 3/4" ID, 5/8" L (HARD) SPRING
17	SN3722		HEX BOLT, 5/16"-18 X 1", GR 5, Y/D
18	SN6377		FLAT WASHER, 5/16" Y/D
19	SN7803		SCRAPER, SHORT RIGID
	SN7804		SCRAPER, LONG RIGID
20	SN7202		TRASH DEFLECTOR
21	SN7272		OPENER BAR, ALL PURPOSE (LONG) (SHOWN)
	SN7271		OPENER BAR, ALL PURPOSE (SHORT)
22	SN893		FLAT WASHER, 3/4" Y/D
23	SNB1127		DUST CAP
24	SN6378		LOCK NUT, 5/16" HEX NYLON INSERT GR 5, Y/D
25	SN7205		MOUNTING BRACKET, SOIL CONTROL DEVICE LEFT
26	SN7203		LOCKING ARM
27	SNDR81044		HEX BOLT, 3/4"-10 LH X 2", GR 5, Y/D
28	SN1193		HEX BOLT, 3/8"-16 X 3/4", GR 5, Y/D
29	SN6376		CARRIAGE BOLT, 5/16"-18 X 1" GR 5, Y/D
30	SN7201		SOIL CONTROL STRIP
31	SN7859		SUPPORT, SOIL CONTROL STRIP
32	SNDR10508		LOCK NUT, 5/16"-18 HEX CENTER GR 2, Y/D
33	SNB1120		BEARING FLANGE, 6 HOLE, Y/D
34	SNDR30005		BEARING
35	SNB5000		BEARING PLATE, 6 HOLE, Y/D
36	SN7176		15" BLADE, 1 1/2" BORE 3.5 MM 6 BOLT
37	SN6514		CAP SCREW, 5/16"-18 X 3/4" BUTTON SOCKET HEAD, GR 8 BLACK
38	SN7261		OPENER BLADE & BRG ASSEMBLY, ALL PURPOSE
39	SNDR80011		WASHER, MACHINE
40	SN175		HEX BOLT, 3/8"-16 X 1 1/2", GR 5, Y/D
41	SN7038		SEED TUBE, ALL PURPOSE
42	SN3566		LOCK NUT, 3/8"-16 HEX CENTER, GR 2, Y/D

CONTINUED

I0003614
PR: t05g30m51b0018

9421 TWO SECTION FOLDING DRILL
SERVICE PARTS

ALL PURPOSE OPENER ASSEMBLY (YEAR 2000 &
EARLIER DRILLS)



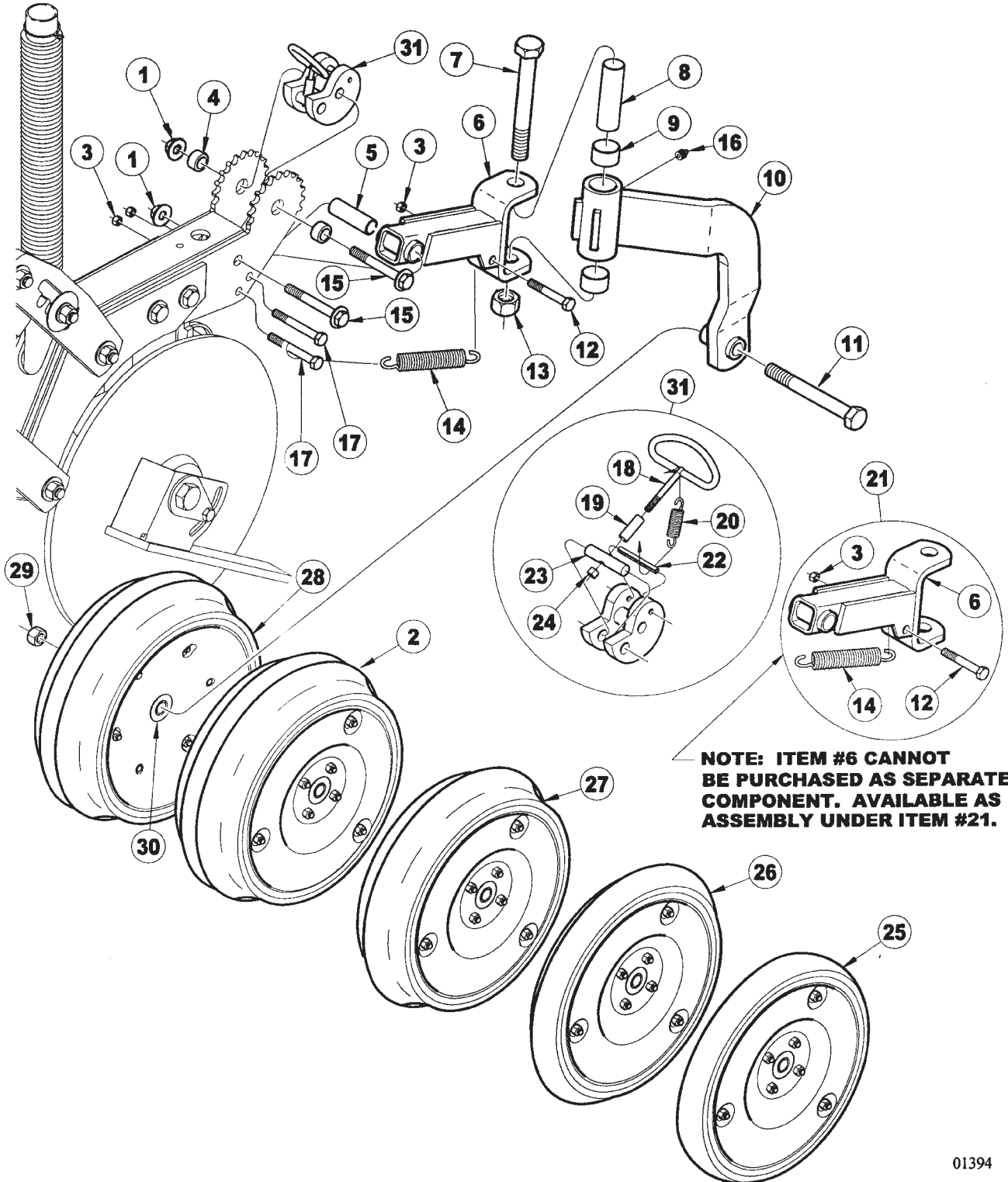
9421 TWO SECTION FOLDING DRILL**43****SERVICE PARTS****ALL PURPOSE OPENER ASSEMBLY (YEAR 2000 &
EARLIER DRILLS)**

ITEM	NUMBER	QTY	DESCRIPTION
43	SN3567		LOCK NUT, 3/8"-16 HEX NYLON INSERT, GR 2 Y/D
44	SN7204		MOUNTING BRACKET, SOIL CONTROL DEVICE RIGHT
45	SN1220		HEX BOLT, 3/4"-10 X 2", GR 5 Y/D
46	SN7028		OPENER MOUNT, LONG, ALL PURPOSE (SHOWN)
	SN7027		OPENER MOUNT, SHORT, ALL PURPOSE
47	SN7030B		SPRING ANCHOR, ALL PURPOSE
48	SN840		HEX BOLT, 1/2"-13 X 5 1/2", GR 5, Y/D
49	SN7031		PARALLEL LINKAGE, 11" LOWER, ALL PURPOSE
50	SN7026		SPRING, 1.6875" OD X 1.1635" ID, 7 5/16" L, EXTENSION
	SN9105		ALL PURPOSE OPENER ASSEMBLY, SHORT RIGID (INCLUDES ALL ABOVE ITEMS AND THE ALL PURPOSE PRESS WHEEL FRAME ASSEMBLY, LESS THE PRESS WHEELS)
	SN9106		ALL PURPOSE OPENER ASSEMBLY, LONG RIGID (INCLUDES ALL ABOVE ITEMS AND THE ALL PURPOSE PRESS WHEEL FRAME ASSEMBLY, LESS THE PRESS WHEELS)

I0003614
PR: t05g30m51b0018

9421 TWO SECTION FOLDING DRILL
SERVICE PARTS

ALL PURPOSE OPENER PRESS WHEEL ASSY
(YEAR 2000 & EARLIER DRILLS)



**9421 TWO SECTION FOLDING DRILL
SERVICE PARTS**

45

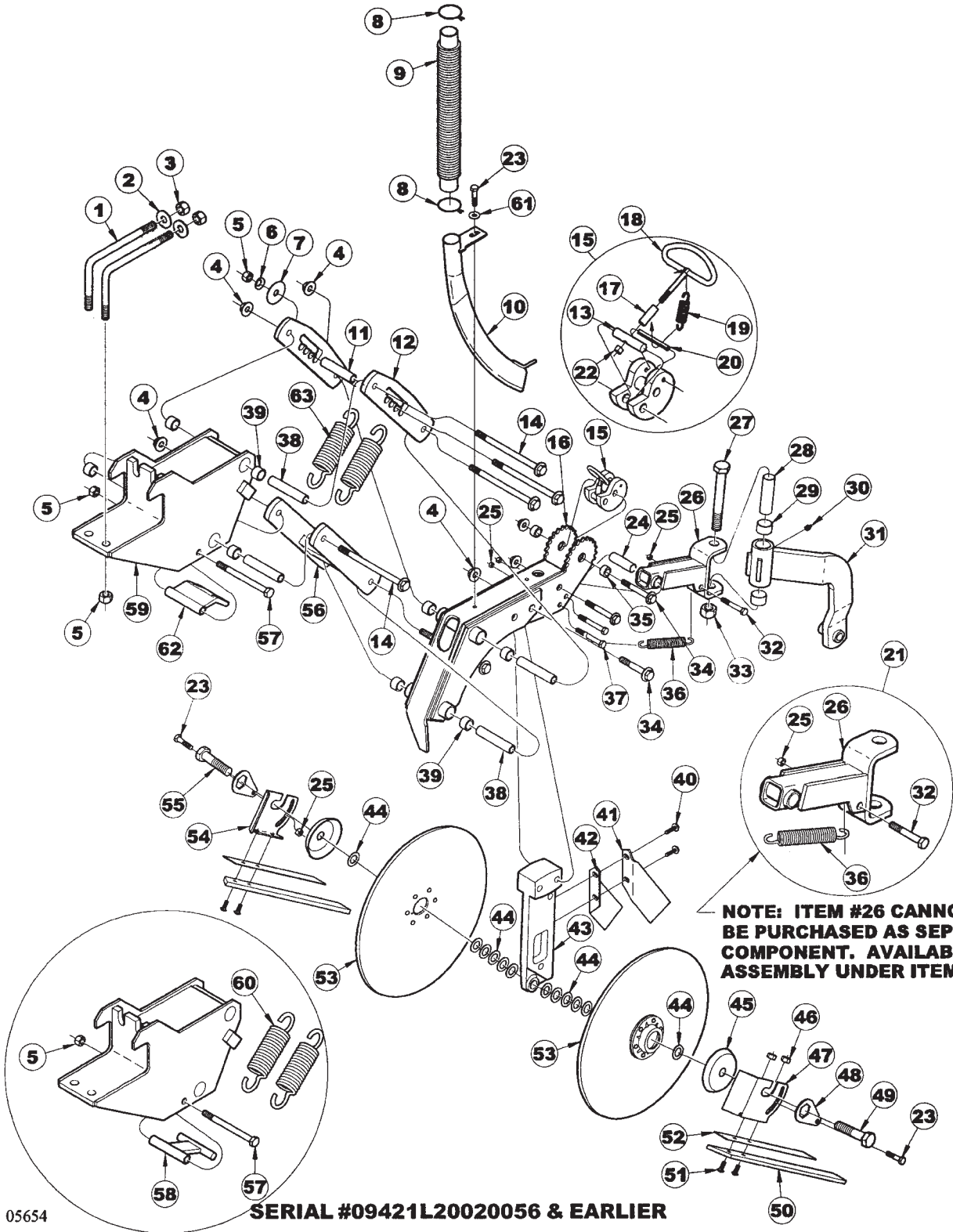
**ALL PURPOSE OPENER PRESS WHEEL ASSY
(YEAR 2000 & EARLIER DRILLS)**

ITEM	NUMBER	QTY	DESCRIPTION
1	SN9683		HFN 1/2"-13 GR5 Y/D
2	SN7375		PRESS WHEEL ASSEMBLY, 3" X 13", DOUBLE RIB STEEL RIM
3	SN3567		LOCK NUT, 3/8"-16 HEX NYLON INSERT, GR 2, Y/D
4	SN7384		BUSHING, DEPTH CONTROL, 1/2"
5	SN7042		CLAMP BUSHING,.750" OD X .532" ID, 109 W 2 5/64" L
6	SN7041		PRESS WHEEL FRAME, SWIVEL
7	SN1021		3/4" X 5 1/2" HEX BOLT
8	SN7043		CLAMP BUSHING, 1" O.D. X .760" I.D., 3 5/8" L.
9	SN5934		SPRING BUSHING, 1 1/4" O.D. X 1" I.D., 5/8" L.
10	SN9101		PRESS WHEEL FRAME, REAR, ALL PURPOSE
11	SN2557		5/8" X 4 1/2" HEX BOLT
12	SN2487		3/8" X 2 1/2" HEX BOLT
13	SNHEN3410		3/4" LOCK NUT
14	SN9708		SPRING, .162" WIRE DIA X 5" L EXTENSION
15	SN9682		HHFS 1/2"-13 X 3 3/4" GR5 Y/D
16	SN2098-1		GREASE ZERK, 1/8" NPTF, 5/8" L.
17	SN3806		3/8" X 3" HEX BOLT
18	SN7040		DEPTH LOCK
19	SN7085		DEPTH LOCK SPACER
20	SN7083		EXTENSION SPRING, .5" O.D. X .375" I.D., 1 1/2" L.
21	SN10333		PRESS WHEEL FRAME SWIVEL, W/SPRING, ALL PURPOSE
22	SN6440		1/4" X 1 3/4" MEDIUM DUTY ROLL PIN
23	SN7084		DEPTH LOCK PIN
24	SN3881		1/4" LOCK NUT
25	SN6867		2" X 13" SMOOTH CROWN STEEL RIM PRESS WHEEL ASSY.
26	SN6868		2" X 13" V-CROWN STEEL RIM PRESS WHEEL ASSY.
27	SN6866		3" X 13" CENTER RIB STEEL RIM PRESS WHEEL ASSY.
28	SN6869		4" X 12" DOUBLE RIB NYLON RIM PRESS WHEEL ASSY.
29	SN699-1		5/8" LOCK NUT
30	SN7218		BEARING, 40 MM
31	SN9102B		DEPTH CAM ASSEMBLY, ALL PURPOSE (ITEMS 18, 19, 20, 22, 23 & 24)
	SN9105		ALL PURPOSE OPENER ASSEMBLY, SHORT RIGID LESS PRESS WHEEL
	SN9106		ALL PURPOSE OPENER ASSEMBLY, LONG RIGID, LESS PRESS WHEEL

I0001394
PR: t05g30m51b0019

9421 TWO SECTION FOLDING DRILL
SERVICE PARTS

ALL PURPOSE HEADS UP OPENER (YEAR 2001
& LATER DRILLS)



NOTE: ITEM #26 CANNOT BE PURCHASED AS SEPARATE COMPONENT. AVAILABLE AS ASSEMBLY UNDER ITEM #21.

05654

SERIAL #09421L20020056 & EARLIER

**9421 TWO SECTION FOLDING DRILL
SERVICE PARTS**

47

**ALL PURPOSE HEADS UP OPENER (YEAR 2001
& LATER DRILLS)**

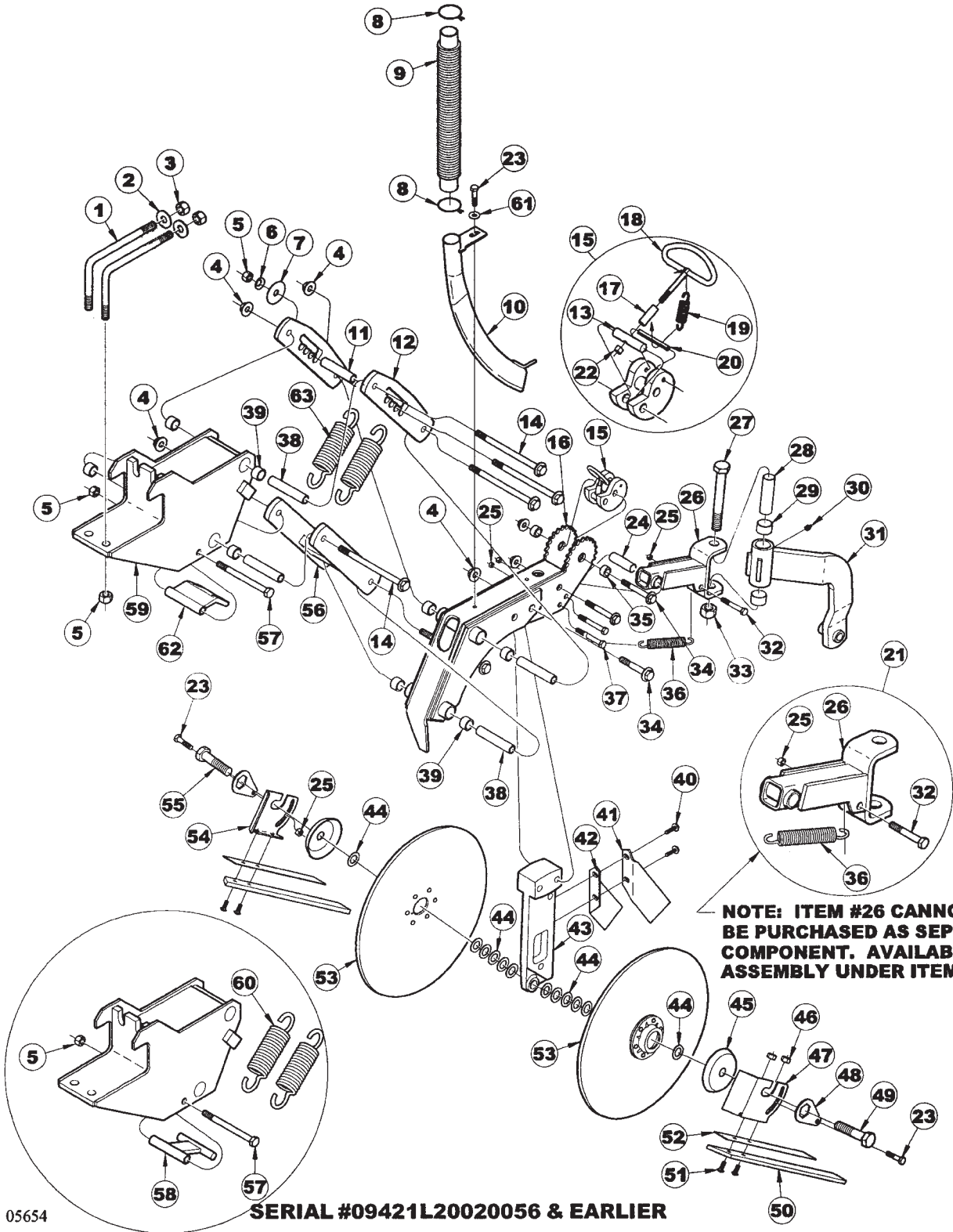
ITEM	NUMBER	QTY	DESCRIPTION
1	SN7024		L-BOLT, 5/8"-11 X 4 5/8" X 6 5/8", Y/D
2	SNFK150283		FLAT WASHER, 5/8" SAE, Y/D
3	SN669-1		LOCK NUT, 5/8" HEX NYLON INSERT, GR 5, Y/D
4	SN9683		1/2"-13 FLANGE TOPLOCK NUT GR G CAD/WAX
5	SN2096		LOCK NUT, 1/2"-13 HEX NYLON INSERT
6	SN6618		WASHER, .531" ID X .813" OD, .129" CROWN HEIGHT, CURVED SPRING
7	SN6619		WASHER, .531" ID X 2.000" OD X .058" THICK, Y/D
8	SNDR12011		CLAMP, SEED TUBE
9	SNDR20004		SEED TUBE, RUBBER
10	SN9937		SEED TUBE, ALL PURPOSE HEADS UP
11	SN7033B		SPACER TUBE, 4 1/2" L, ALL PURPOSE
12	SN7032		PARALLEL LINKAGE, 11" TOP, ALL PURPOSE
13	SN7084		DEPTH LOCK PIN, Y/D
14	SN9680		HHFS 1/2"-13 X 6 1/2" GR5 Y/D
15	SN9102		DEPTH CAM ASSY, ALL PURPOSE
16	SN7034B		OPENER FRAME, ALL PURPOSE
17	SN7085		SPACER, DEPTH LOCK, Y/D
18	SN7040		DEPTH LOCK, ALL PURPOSE, Y/D
19	SN7083		SPRING, .500" OD X .375" ID, 1 1/2" L EXTENSION
20	SN6440		ROLL PIN, 1/4" X 1 3/4" MEDIUM DUTY, Y/D
21	SN10333		PRESS WHEEL FRAME SWIVEL, W/SPRING, ALL PURPOSE
22	SN3881		LOCK NUT, 1/4"-20 HEX NYLON INSERT, GR 2 Y/D
23	SN1193		HEX BOLT, 3/8"-16 X 3/4", GR 5, Y/D
24	SN7042		CLAMP BUSHING, .750" OD X .532" ID, .109 W, 2 5/64" L
25	SN3567		LOCK NUT, 3/8"-16 HEX NYLON INSERT, GR 2, Y/D
26	SN7041		PRESS WHEEL FRAME, SWIVEL, ALL PURPOSE
27	SN1021		HEX BOLT, 3/4"-10 X 5 1/2", GR 5, Y/D
28	SN7043B		CLAMP BUSHING, 1" OD X .760" ID, .120" W, 3 5/8" L
29	SN5934		BUSHING, 1 1/4" OD X 1" ID, 5/8" L (HARD) SPRING
30	SN2098-1		GREASE ZERK, 1/8" NPTF, 5/8" L
31	SN9101		PRESS WHEEL FRAME, REAR, ALL PURPOSE (SERIAL # 09421F20020035 & EARLIER)
	SN7044		PRESS WHEEL FRAME, REAR, ALL PURPOSE (SERIAL # 09421F20020036 & LATER)
32	SN2487		HEX BOLT, 3/8"-16 X 2 1/2", GR 5, Y/D
33	SNHEN3410		LOCK NUT, 3/4" HEX NYLON INSERT
34	SN9682		HHFS 1/2"-13 X 3 3/4" GR5 Y/D

CONTINUED

I0005654
PR: t05g30m51b0020

9421 TWO SECTION FOLDING DRILL
SERVICE PARTS

ALL PURPOSE HEADS UP OPENER (YEAR 2001
& LATER DRILLS)



NOTE: ITEM #26 CANNOT BE PURCHASED AS SEPARATE COMPONENT. AVAILABLE AS ASSEMBLY UNDER ITEM #21.

05654

SERIAL #09421L20020056 & EARLIER

**9421 TWO SECTION FOLDING DRILL
SERVICE PARTS**

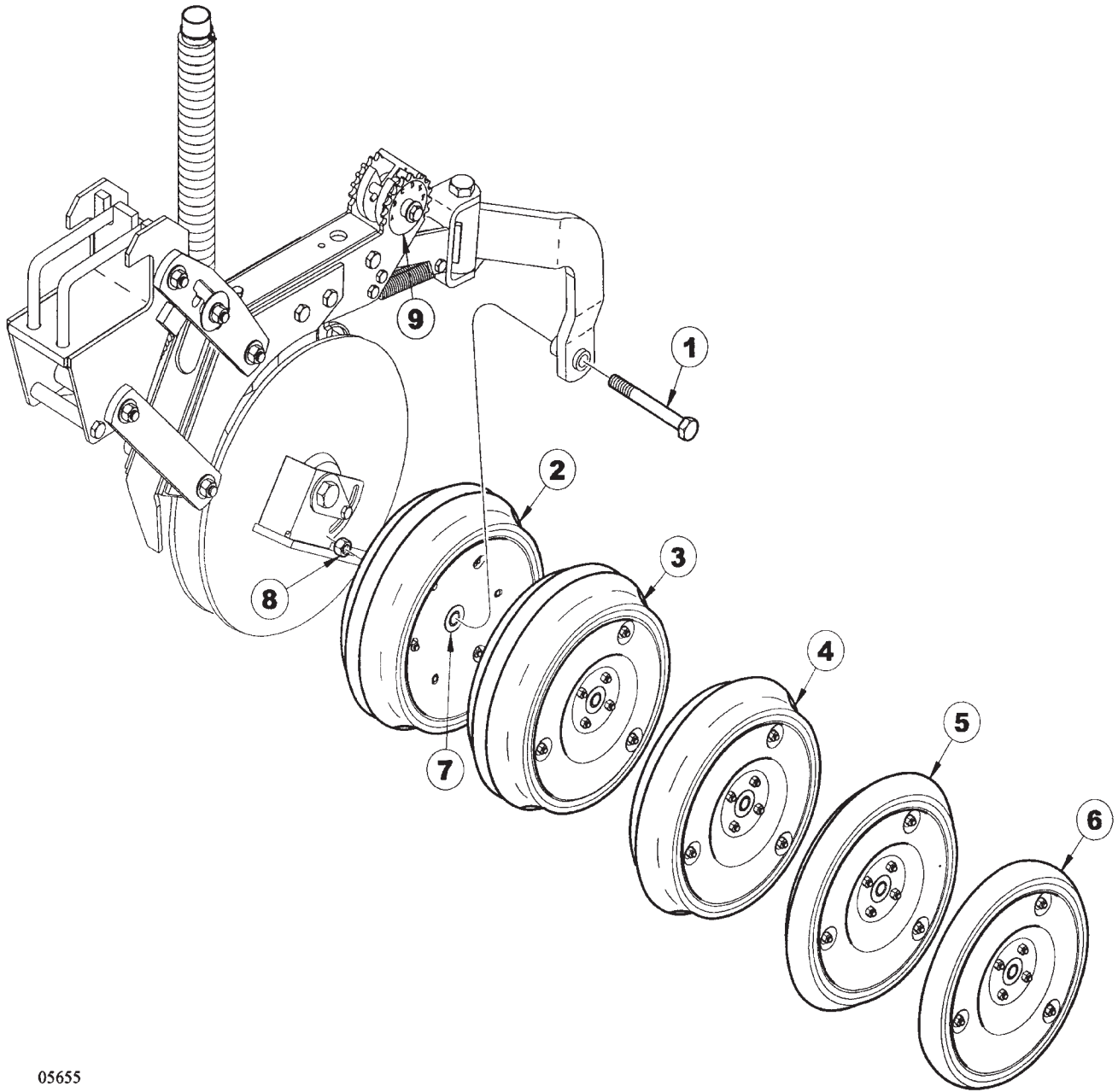
49

**ALL PURPOSE HEADS UP OPENER (YEAR 2001
& LATER DRILLS)**

ITEM	NUMBER	QTY	DESCRIPTION
35	SN7384		BUSHING, DEPTH CONTROL, 1/2"
36	SN9708		SPRING, .162" WIRE DIA X 5" L EXTENS
37	SN3806		HEX BOLT, 3/8"-16 X 3", GR 5, Y/D
38	SN7029		CLAMP BUSHING, 4 21/32"
39	SN5935		BUSHING, 1" OD X 3/4" ID, 5/8" L (HARD) SPRING
40	SN10463		HEX FLANGE BOLT, 5/16"-18 X 3/4" GR5, Y/D
41	SN10127		SCRAPER, OPENER, LEFT
42	SN10126		SCRAPER, OPENER, RIGHT
43	SN9780		OPENER BAR, ALL PURPOSE HEADS UP
44	SNDR80011		WASHER, MACHINE
45	SNB1127		DUST CAP
46	SN6378		LOCK NUT, 5/16" HEX NYLON INSERT, GR 5 Y/D
47	SN7205		MOUNTING BRACKET, SOIL CONTROL DEVICE LEFT
48	SN7203		LOCKING ARM
49	SNDR81044		HEX BOLT, 3/4"-10 LH X 2", GR 5, Y/D
50	SN7201		SOIL CONTROL STRIP
51	SN6376		CARRIAGE BOLT, 5/16"-18 X1" GR 5, Y/D
52	SN7859		SUPPORT, SOIL CONTROL STRIP
53	SN9753		OPENER BLADE & BRG ASSEMBLY, HEADS UP
54	SN7204		MOUNTING BRACKET, SOIL CONTROL DEVICE RIGHT
55	SN1220		HEX BOLT, 3/4"-10 X 2", GR 5 Y/D
56	SN10542		PARALLEL LINKAGE, 11" LOWER, ALL PURPOSE
57	SN840		HEX BOLT, 1/2"-13 X 5 1/2", GR 5, Y/D
58	SN7030		SPRING ANCHOR, ALL PURPOSE (SERIAL # 09421L20020056 & EARLIER)
59	SN7028		OPENER MOUNT, LONG, ALL PURPOSE
	SN7027		OPENER MOUNT, SHORT, ALL PURPOSE
60	SN7026		SPRING, 1.6875" OD X 1.1635" ID, 75/16" L, EXTENSION BLACK (SERIAL # 09421L20020056 & EARLIER)
61	SN317		FLAT WASHER, 3/8", Y/D
62	SN12348		SPRING ANCHOR, 56 DEG ALL PURPOSE, Y/D (SERIAL # 09421A20030001 & LATER)
63	SN10479		SPRING, 2.125"OD X 1.513"ID, 8 3/8" L, EXTENSION BLACK (SERIAL # 09421A20030001 & LATER)
*	SN7266		SOIL CONTROL DEVICE ASSY (INCLUDES ITEMS 23, 25, 48, 49, 50, 52, 53, 54, 56)
*	SN9879		ALL PURPOSE OPENER ASSEMBLY, HEADS UP, SHORT
*	SN9880		ALL PURPOSE OPENER ASSEMBLY, HEADS UP, LONG

I0005654
PR: t05g30m51b0020

HEADS UP OPENER PRESSWHEEL ASSEMBLY
(YEAR 2001 & LATER DRILLS)



9421 TWO SECTION FOLDING DRILL

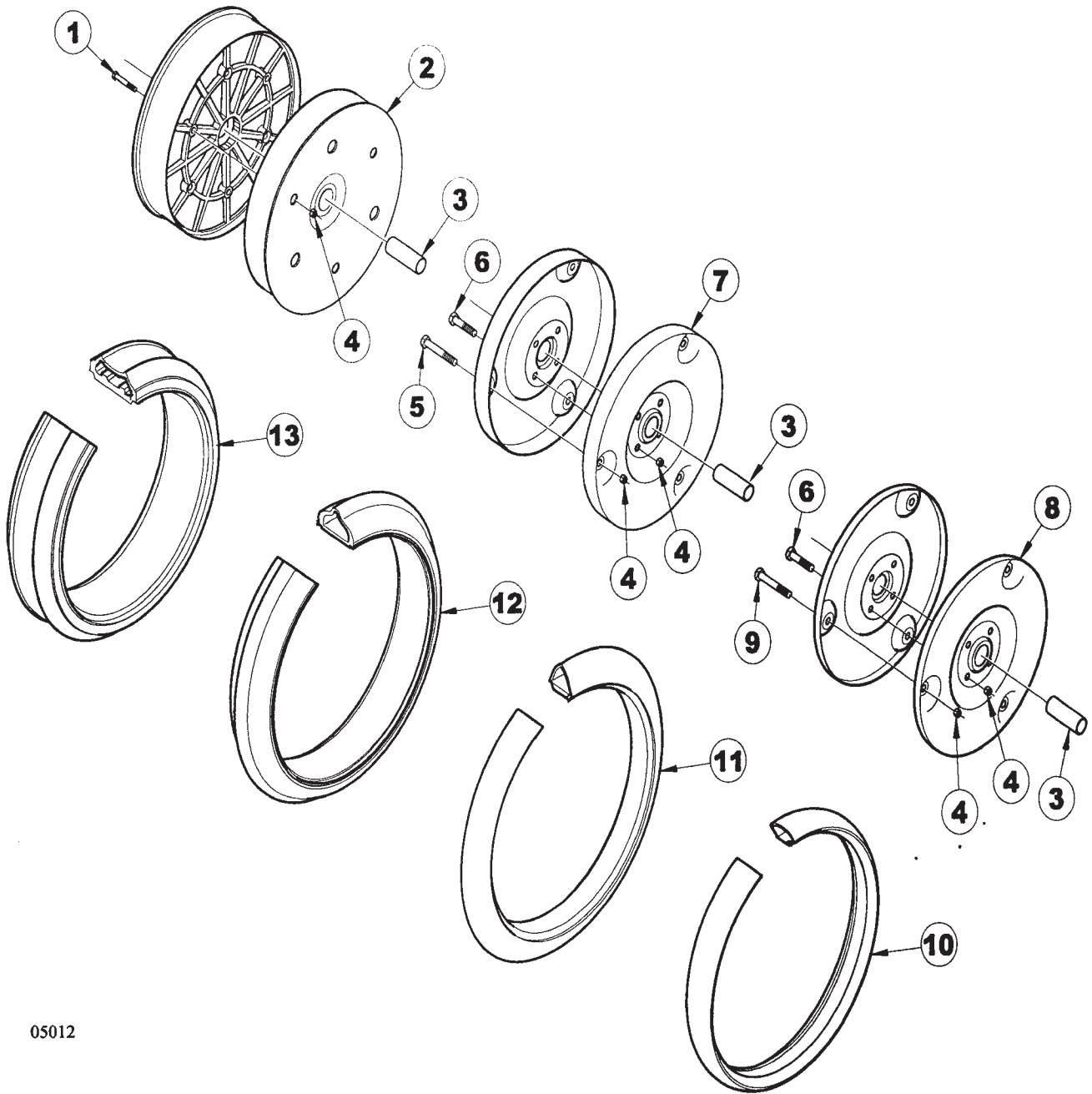
51

SERVICE PARTS**HEADS UP OPENER PRESS WHEEL ASSEMBLY
(YEAR 2001 & LATER DRILLS)**

ITEM	NUMBER	QTY	DESCRIPTION
1	SN2557		HEX BOLT, 5/8"-11 X 4 1/2", GR 5, Y/D
2	SN6869		PRESS WHEEL ASSY, 4" X 12" DOUBLE RIB NYLON RIM
3	SN7375		PRESS WHEEL ASSY, 3" X 13" DOUBLE RIB STEEL RIM
4	SN6866		PRESS WHEEL ASSY, 3" X 13" CENTER RIB STEEL RIM
5	SN6868		PRESS WHEEL ASSY, 2" X 13" V-CROWN STEEL RIM
6	SN6867		PRESS WHEEL ASSY, 2" X 13" SMOOTH CROWN STEEL RIM
7	SN7218		BEARING, 40MM
8	SN669-1		LOCK NUT, 5/8" HEX NYLON INSERT, GR 5 Y/D
9	SN997407		DEPTH DECAL

I0005655
PR: t05g30m51b0021

PRESS WHEEL & TIRE ASSEMBLY



**9421 TWO SECTION FOLDING DRILL
SERVICE PARTS**

53

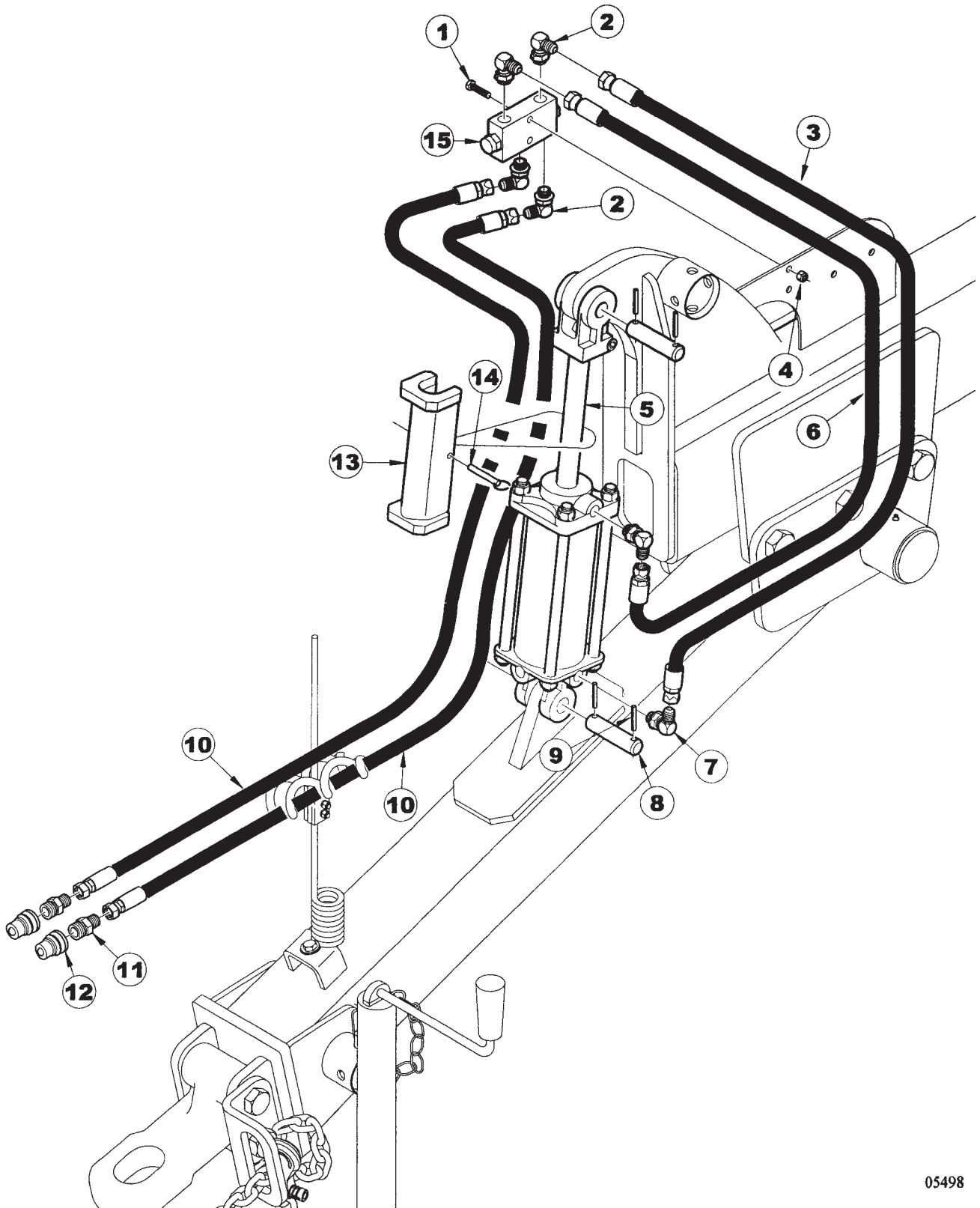
PRESS WHEEL & TIRE ASSEMBLY

ITEM	NUMBER	QTY	DESCRIPTION
1	SN7416		HEX BOLT, 1/4"-20 X 2", GR 5, Y/D
2	SN9109		RIM, 4" X 12" NYLON HALF F/40 MM BRG
3	SN7218		BEARING, 40MM
4	SN3881		LOCK NUT, 1/4"-20 HEX NYLON INSERT
5	SN2487		3/8"-16 X 2 1/2", GR 5
6	SN7415		HEX BOLT, 3/8"-16 X 1 3/8" GR 5, Y/D
7	SN7412		RIM, 3" X 13" 13 GA CLINCHER HALF
8	SN7413		RIM, 2" X 13" 13 GA CLINCHER HALF
9	SN175		HEX BOLT, 3/8"-16 X 1 1/2", GR 5
10	SN7411		TIRE, 2" X 13" SMOOTH CROWN CLINCH
11	SN7409		TIRE, 2" X 13" V-CROWN CLINCH
12	SN7410		TIRE, 3" X 13" CENTER RIB CLINCH
13	SN7407		TIRE, 3" X 13" DOUBLE RIB CLINCH
	SN7408		TIRE, 4" X 12" DOUBLE RIB

I0005012
PR: t05g30m51b0022

9421 TWO SECTION FOLDING DRILL
SERVICE PARTS

TONGUE HYDRAULICS



**9421 TWO SECTION FOLDING DRILL
SERVICE PARTS**

55

TONGUE HYDRAULICS

ITEM	NUMBER	QTY	DESCRIPTION
1	SN474		HEX BOLT, 3/8"-16 X 2", GR 5 Y/D
2	SN6935		90 DEGREE STRAIGHT THD ELBOW 9/16"-X 3/4"-16 MOR
3	SN4034011		HOSE, 1/4" X 34" L, 9/16"-18 F/ENDS
4	SN3567		LOCK NUT, 3/8"-16 HEX NYLON INSERT
5	SN4446R		CYLINDER, 3" X 8" (20 1/4"CPC) ORB CROSS (*VERSION 1, PRIOR TO 10/16/03)
	SN12049		CYLINDER, 3" X 8" (20 1/4"CPC) ORB CROSS 3000 PSI (*VERSION 2, 10/16/03 & LATER)
6	SN4024011		HOSE, 1/4" X 24" L, 9/16"-18 F/ENDS
7	SN6991		90 DEGREE STR THD ELBOW,9/16"-18 MF X 3/4"-16 MOR W/1/32" REST
8	SN5339		PIN, 1" X 4 1/16" (3"), Y/D
9	SN3164		ROLL PIN, 5/16" X 2" SPIRAL MEDIUM DUTY, Y/D
10	SN4104011		HOSE, 1/4" X 104" L, 9/16"-18 F/ENDS
11	SN6177		MALE CONNECTOR, 9/16"-18 M.F. X 1/2"-14 MPT
12	SN3253		HYDRAULIC COUPLER, MALE HALF
13	SN5275		TRANSPORT LOCK
14	SN5201		BALL LOCK PIN, 3/8" X 3" (2 5/8")
15	SN6737		VALVE, LOCK

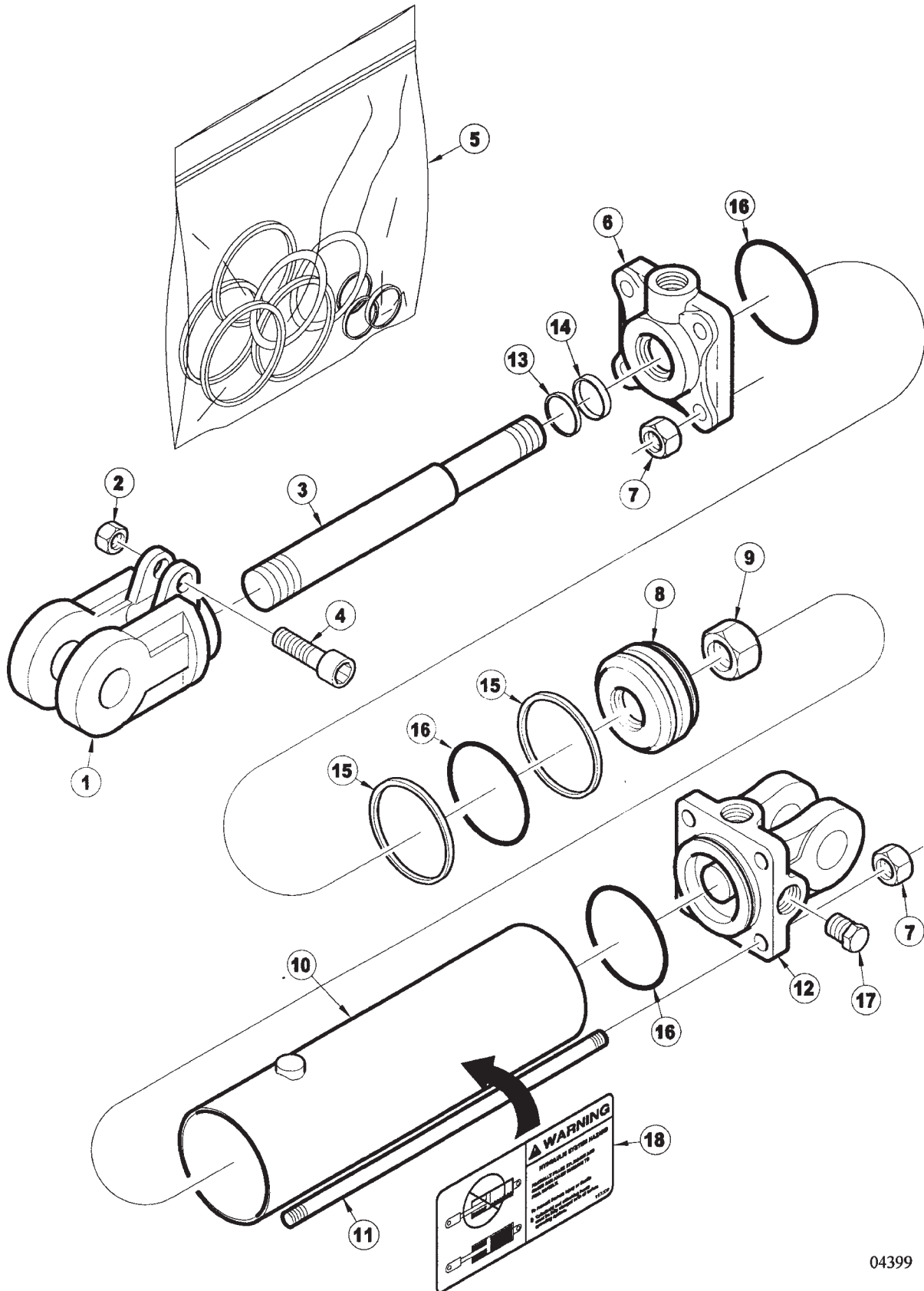
NOTE: *WHEN ORDERING HYDRAULIC CYLINDER COMPONENTS, NOTE THE PART NUMBER AND THE CYLINDER PSI. (LOCATED ON THE CYLINDER DECAL) AS THEY CONTAIN DIFFERENT COMPONENTS. OLDER CYLINDERS WERE 2500 PSI. AND THE NEWER CYLINDERS ARE 3000 PSI. IDENTIFYING THE PART # OF THE CYLINDER IS EXTREMELY IMPORTANT WHEN ORDERING PARTS TO ENSURE PROPER OPERATION OF THE HYDRAULIC CYLINDER.

WARNING
THESE PARTS ARE IMPORTANT TO THE SAFETY OF THIS EQUIPMENT AND THOSE WHO OPERATE IT. USE ONLY EXACT REPLACEMENT PARTS TO PREVENT HYDRAULIC FAILURE. BEFORE REPLACING THESE PARTS, REVIEW AND FOLLOW THE INSTRUCTIONS IN THE SAFETY AND OPERATING SECTIONS OF THIS MANUAL.

I0005498
PR: t05g30m51b0023

9421 TWO SECTION FOLDING DRILL
SERVICE PARTS

3" X 8" TONGUE CYLINDER 4446R (VERSION
1, PRIOR TO 10/16/03)



**9421 TWO SECTION FOLDING DRILL
SERVICE PARTS**

57

**3" X 8" TONGUE CYLINDER 4446R (VERSION
1, PRIOR TO 10/16/03)**

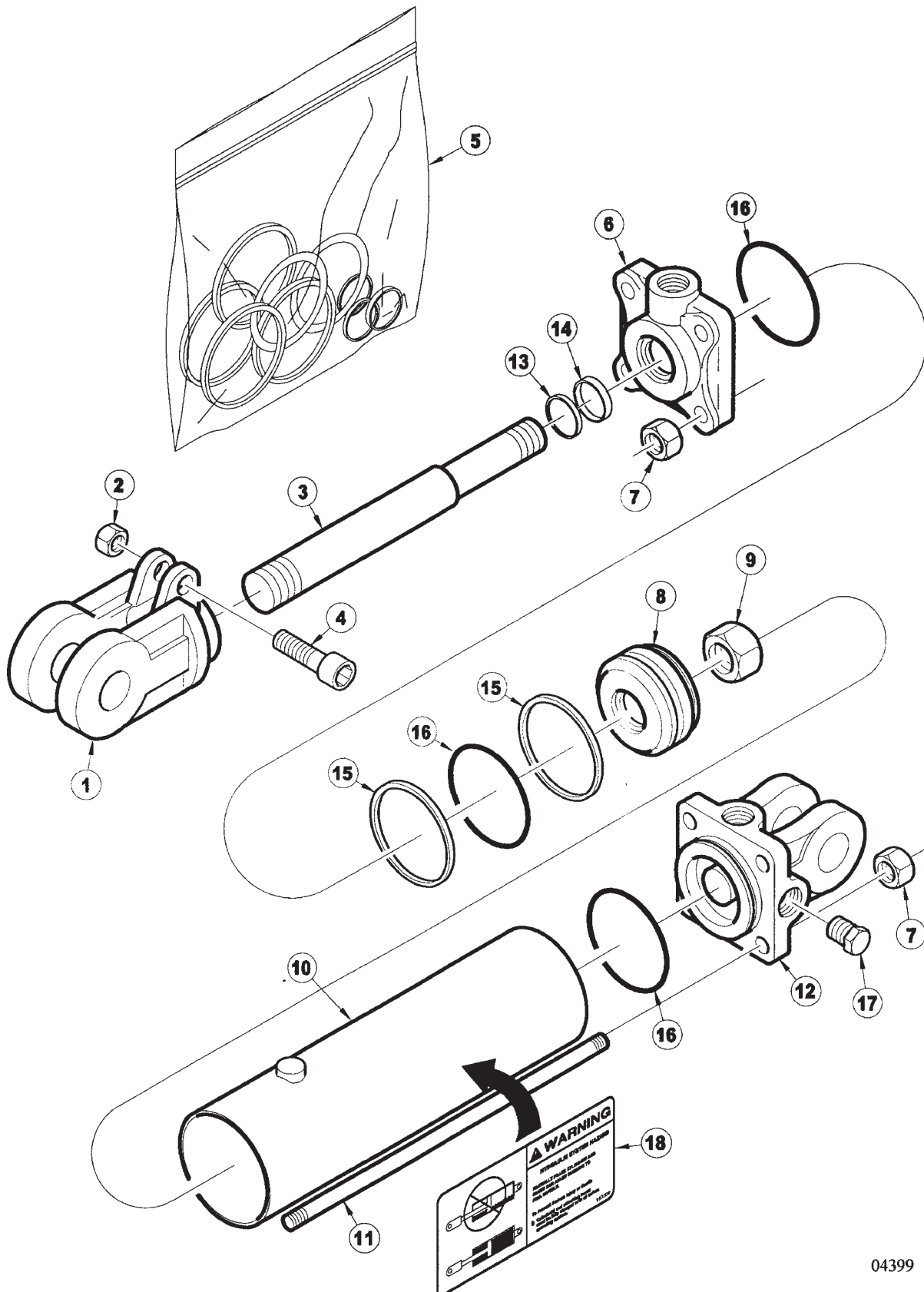
ITEM	NUMBER	QTY	DESCRIPTION
1	SN8615-1		CLEVIS, 1 1/4" THREADS, CROSS
2	SN8671-1		CAPSCREW NUT, 5/16" THREADS CROSS
3	SN8881-1		ROD, 1 1/4" DIA, 8" CROSS
4	SN8631-1		CAPSCREW, CROSS
5	SN8762-1		SEAL KIT, 3", 1 1/4" ROD, CROSS
6	SN8719-10		HEAD, 3", 1 1/4" ROD, CROSS (ORB)
7	SN8866-1		TIE ROD NUT, 1/2"-13 UNC CROSS
8	SN8711-1		PISTON, 3" W/3/4" HOLE CROSS
9	SN8681-1		PISTON NUT, 3/4" CROSS
10	SN8816-1		TUBE, 3" X 8" CROSS
11	SN8846-1		TIE ROD BOLT, 3" X 8" CROSS
12	SN8719-10		HEAD, 3", 1 1/4" ROD, CROSS (ORB)
13			* WIPER
14			* U-CUP
15			* BACKUP
16			* O-RING
17	SN4458		PLUG, 3/4"-16 O.R.
18	SN997309		HYDRAULIC SYSTEM HAZARD
	SN4446R		CYLINDER, 3" X 8" (20 1/4" CPC) ORB CROSS (VERSION 1, PRIOR TO 10/16/03)

NOTE: *AVAILABLE IN THE SEAL KIT ONLY.
WHEN ORDERING HYDRAULIC CYLINDER
COMPONENTS, NOTE THE PART NUMBER AND THE
CYLINDER PSI. (LOCATED ON THE CYLINDER
DECAL) AS THEY CONTAIN DIFFERENT
COMPONENTS. OLDER CYLINDERS WERE 2500
PSI. AND THE NEWER CYLINDERS ARE 3000
PSI. IDENTIFYING THE PART # OF THE
CYLINDER IS EXTREMELY IMPORTANT WHEN
ORDERING PARTS TO ENSURE PROPER
OPERATION OF THE HYDRAULIC CYLINDER.

I0004399
PR: t05g30m51b0024

9421 TWO SECTION FOLDING DRILL
SERVICE PARTS

3" X 8" TONGUE CYLINDER 12049R (VERSION
2, 10/16/03 & LATER)



**9421 TWO SECTION FOLDING DRILL
SERVICE PARTS**

59

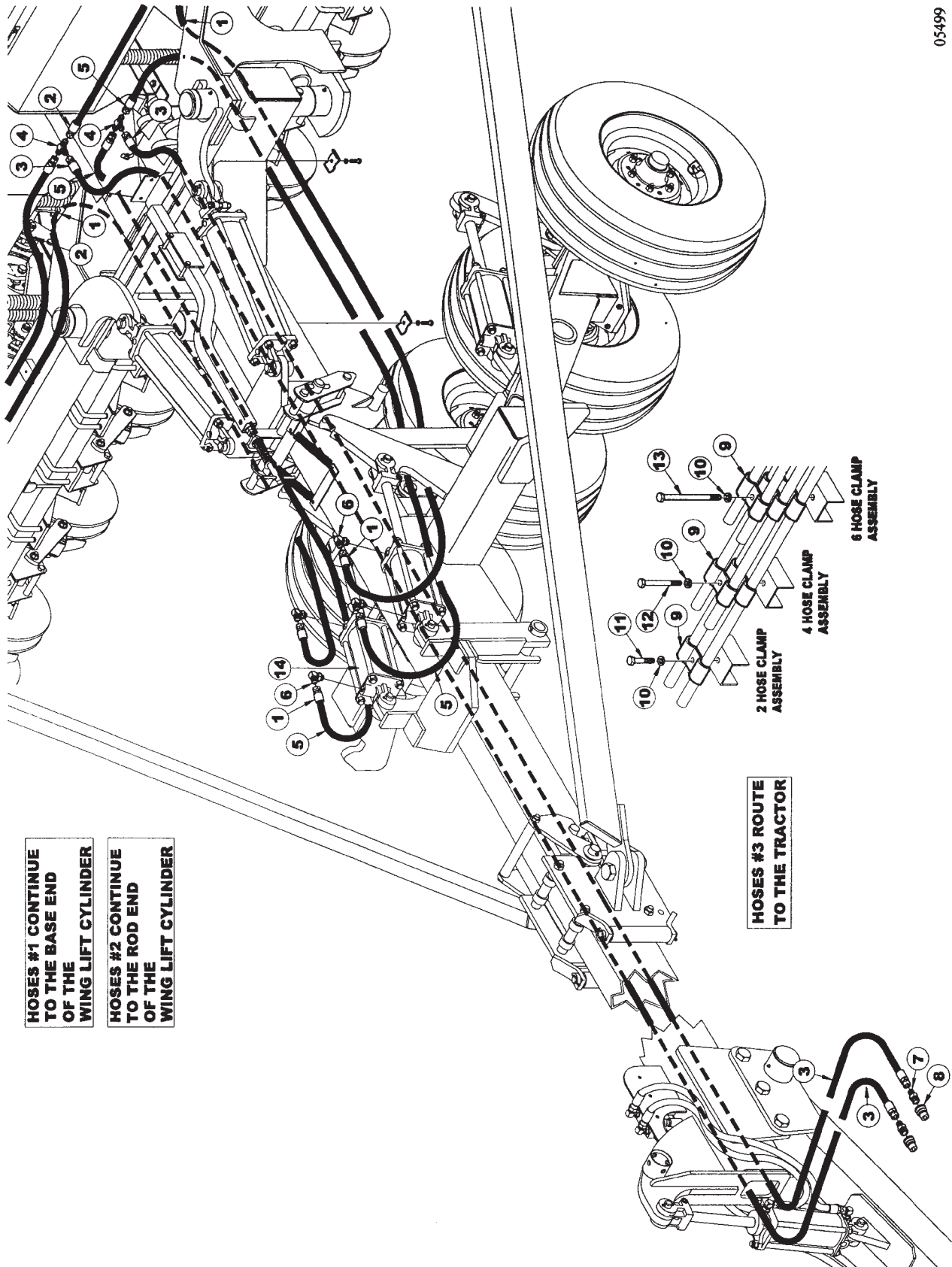
**3" X 8" TONGUE CYLINDER 12049R (VERSION
2, 10/16/03 & LATER)**

ITEM	NUMBER	QTY	DESCRIPTION
1	SN8615-1		CLEVIS, 1 1/4" THREADS, CROSS
2	SN8671-1		CAPSCREW NUT, 5/16" THREADS CROSS
3	SN12057		ROD, 1 1/4" DIA, 8" CROSS
4	SN8631-1		CAPSCREW, CROSS
5	SN8939-1		SEAL KIT, 3", 1 1/4" ROD, CROSS
6	SN8931-10		HEAD, 3", 1 1/4" ROD, CROSS (ORB)
7	SN8866-1		TIE ROD NUT, 1/2"-13 UNC CROSS
8	SN8937-1		PISTON, 3" W/3/4" HOLE, CROSS
9	SN8681-1		PISTON NUT, 3/4" CROSS
10	SN12056		TUBE, 3" X 8" CROSS
11	SN12058		TIE ROD BOLT, 3" X 8" CROSS
12	SN8938-10		BASE, 3" (ORB) CROSS
13			* WIPER
14			* U-CUP
15			* BACKUP
16			* O-RING
17	SN4458		PLUG, 3/4"-16 O.R.
18	SN997309		HYDRAULIC SYSTEM HAZARD
	SN12049		CYLINDER, 3" X 8" (20 1/4"CPC) CROSS, 3000 PSI (VERSION 2, 10/16/03 & LATER)

NOTE: *AVAILABLE IN THE SEAL KIT ONLY.
WHEN ORDERING HYDRAULIC CYLINDER
COMPONENTS, NOTE THE PART NUMBER AND THE
CYLINDER PSI. (LOCATED ON THE CYLINDER
DECAL) AS THEY CONTAIN DIFFERENT
COMPONENTS. OLDER CYLINDERS WERE 2500
PSI. AND THE NEWER CYLINDERS ARE 3000
PSI. IDENTIFYING THE PART # OF THE
CYLINDER IS EXTREMELY IMPORTANT WHEN
ORDERING PARTS TO ENSURE PROPER
OPERATION OF THE HYDRAULIC CYLINDER.

I0004399
PR: t05g30m51b0025

MAIN LIFT HYDRAULIC ASSEMBLY



**9421 TWO SECTION FOLDING DRILL
SERVICE PARTS**

61

MAIN LIFT HYDRAULIC ASSEMBLY

ITEM	NUMBER	QTY	DESCRIPTION
1	SN4270005		HOSE, 1/2" X 270" L, FEMALE ENDS (20' MACHINE)
	SN4294005		HOSE, 1/2" X 294" L, FEMALE ENDS (25' MACHINE)
	SN4325005		HOSE, 1/2" X 325" L, FEMALE ENDS (30' MACHINE)
2	SN4178005		HOSE, 1/2" X 178" L, FEMALE ENDS (20' MACHINE)
	SN4214005		HOSE, 1/2" X 214" L, FEMALE ENDS (25' MACHINE)
	SN4244005		HOSE, 1/2" X 244" L, FEMALE ENDS (30' MACHINE)
3	SN4325005		HOSE, 1/2" X 325" L, FEMALE ENDS (20' & 25' MACHINES)
	SN4325005		HOSE, 1/2" X 325" L, FEMALE ENDS
4	SN4460		UNION TEE, 7/8"-14 M.F.
5	SN4120005		HOSE, 1/2" X 120" L, FEMALE ENDS
6	SN4457		90 DEGREES STRAIGHT THD ELBOW, 7/8"-14 M.F. X 3/4"-16 O.R.
7	SN2426		MALE CONNECTOR, 7/8"-14 M.F. X 1/2"-14 M.P.T.
8	SN3253		HYDRAULIC COUPLER, MALE HALF
9	SN5302		PIPE CLAMP, 3/8" BOLT HOLE
10	SN176		LOCK WASHER, 3/8" SPLIT TYPE MED, Y/D
11	SN3984		HEX BOLT, 3/8"-16 X 1 1/4", GR 5, Y/D
12	SN2487		HEX BOLT, 3/8"-16 X 2 1/2", GR 5, Y/D
13	SN3565		HEX BOLT, 3/8"-16 X 3 1/2", GR 5, Y/D
14	SN9704		CYLINDER, 4 1/2" X 12" (24 1/4" CPC) (*VERSION 1, PRIOR TO 7/28/03)
	SN12010		CYLINDER, 4 1/2" X 12" REPH (24 1/4" CPC) ORB CROSS, 3000 PSI (*VERSION 2,7/28/03 & LATER)

NOTE: *WHEN ORDERING HYDRAULIC CYLINDER COMPONENTS, NOTE THE PART NUMBER AND THE CYLINDER PSI. (LOCATED ON THE CYLINDER DECAL) AS THEY CONTAIN DIFFERENT COMPONENTS. OLDER CYLINDERS WERE 2500 PSI. AND THE NEWER CYLINDERS ARE 3000 PSI. IDENTIFYING THE PART # OF THE CYLINDER IS EXTREMELY IMPORTANT WHEN ORDERING PARTS TO ENSURE PROPER OPERATION OF THE HYDRAULIC CYLINDER.

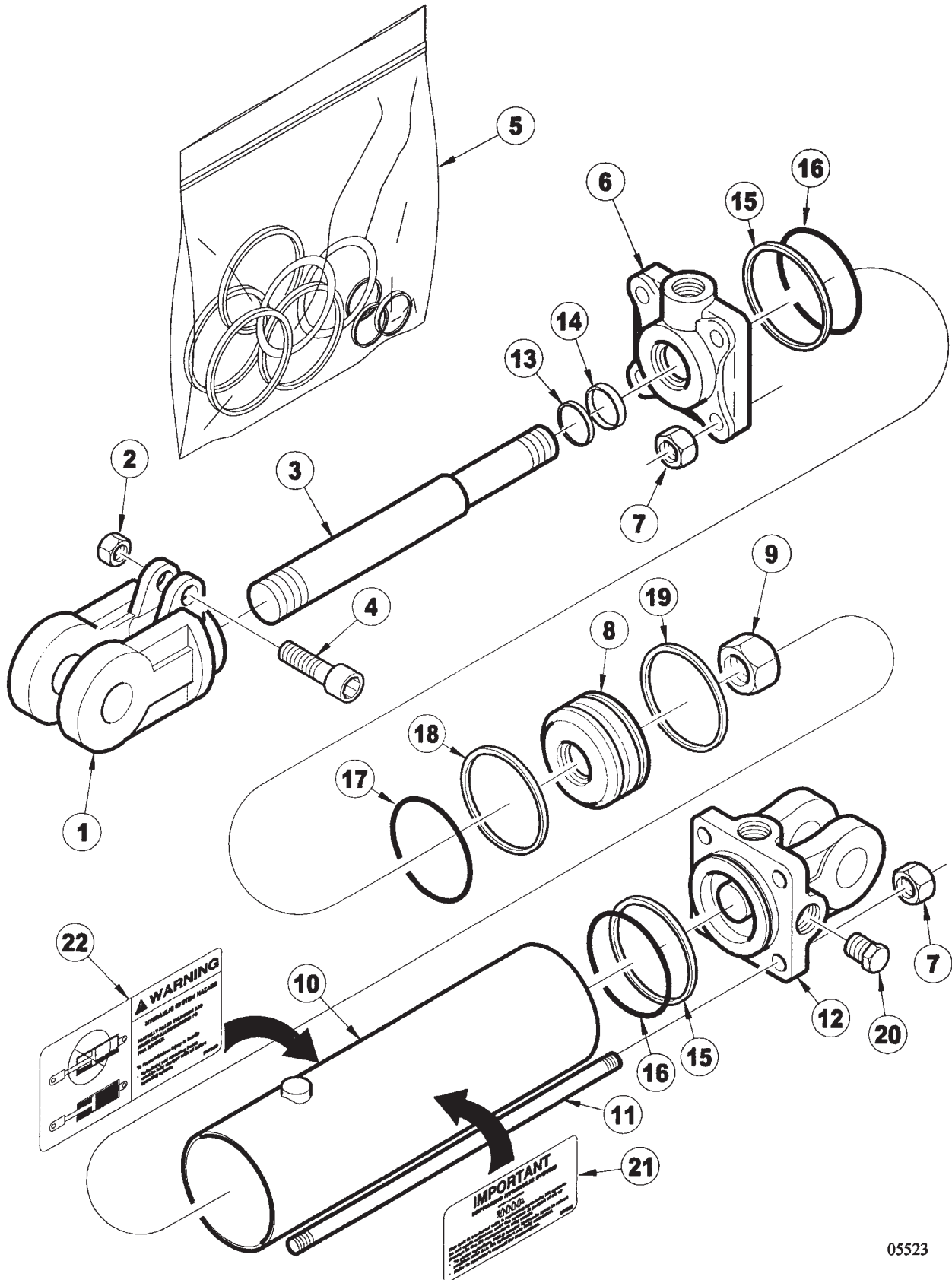
WARNING

THESE PARTS ARE IMPORTANT TO THE SAFETY OF THIS EQUIPMENT AND THOSE WHO OPERATE IT. USE ONLY EXACT REPLACEMENT PARTS TO PREVENT HYDRAULIC FAILURE. BEFORE REPLACING THESE PARTS, REVIEW AND FOLLOW THE INSTRUCTIONS IN THE SAFETY AND OPERATING SECTIONS OF THIS MANUAL.

I0005499
PR: t05g30m51b0026

9421 TWO SECTION FOLDING DRILL
SERVICE PARTS

4 1/2" X 12" MAIN LIFT CYLINDER 9704R
(VERSION 1, PRIOR TO 7/28/03)



**9421 TWO SECTION FOLDING DRILL
SERVICE PARTS**

63

**4 1/2" X 12" MAIN LIFT CYLINDER 9704R
(VERSION 1, PRIOR TO 7/28/03)**

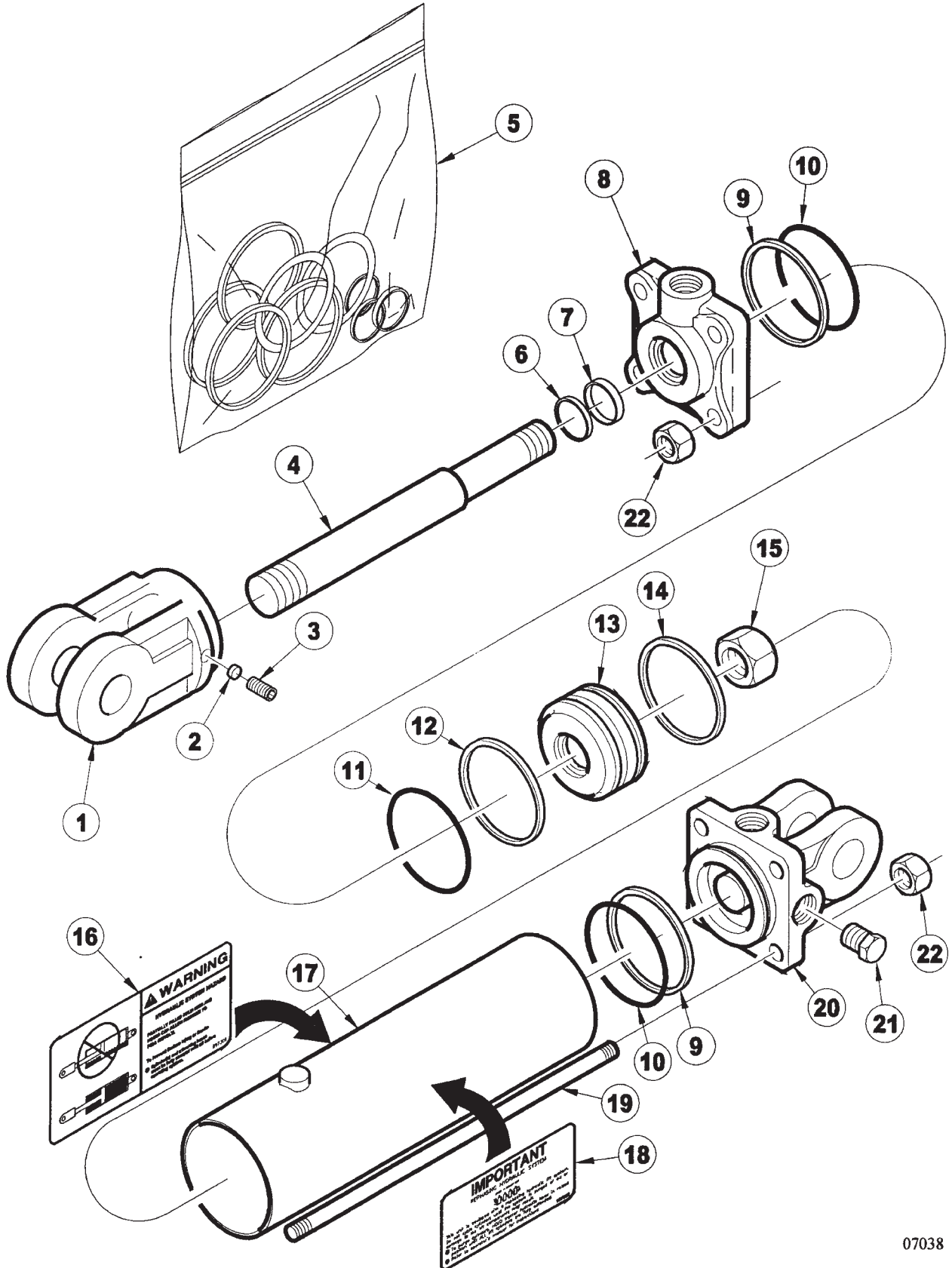
ITEM	NUMBER	QTY	DESCRIPTION
1	SN8617-1		CLEVIS, 1 1/2" THREADS, CROSS
2	SN8671-1		CAPSCREW NUT, 5/16" THREADS CROSS
3	SN8903-1		ROD, 1 1/2" DIA, 12" REPHASING,CROSS
4	SN8631-1		CAPSCREW, CROSS
5	SN8799-1		SEAL KIT, 4 1/2", 1 1/2" ROD, CROSS
6	SN8730-10		HEAD, 4 1/2", 1 1/2" ROD REPHASING, CROSS
7	SN8865-1		TIE ROD NUT, 3/4" THREADS CROSS
8	SN8720-1		PISTON, 4 1/2" REPHASING CROSS
9	SN8685-1		PISTON NUT, 1 1/4" THREAD, CROSS
10	SN8793-1		TUBE, 4 1/2" X 12" REPHASING, CROSS
11	SN8874-1		TIE ROD BOLT, 4 1/4" X 12" REPHASING, CROSS
12	SN8679-10		BASE, 4 1/2" (ORB), 1" PIN CROSS
13			* WIPER
14			* U-CUP
15			* BACKUP
16			* O-RING
17			* O-RING
18			* TEFLON RING
19			* WEAR RING
20	SN4458		PLUG, 3/4"-16 O.R.
21	SN997052		SYSTEMS MUST BE BLED OF AIR
22	SN997309		HYDRAULIC SYSTEM HAZARD
	SN9704		CYLINDER, 4 1/2" X 12" (24 1/4" CPC) CROSS (VERSION 1, PRIOR TO 7/28/03)

NOTE: * AVAILABLE IN THE SEAL KIT ONLY.
WHEN ORDERING HYDRAULIC CYLINDER
COMPONENTS, NOTE THE PART NUMBER AND THE
CYLINDER PSI. (LOCATED ON THE CYLINDER
DECAL) AS THEY CONTAIN DIFFERENT
COMPONENTS. OLDER CYLINDERS WERE 2500
PSI. AND THE NEWER CYLINDERS ARE 3000
PSI. IDENTIFYING THE PART # OF THE
CYLINDER IS EXTREMELY IMPORTANT WHEN
ORDERING PARTS TO ENSURE PROPER
OPERATION OF THE HYDRAULIC CYLINDER.

I0005523
PR: t05g30m51b0027

9421 TWO SECTION FOLDING DRILL
SERVICE PARTS

4 1/2" X 12" MAIN LIFT CYLINDER 12010R
(VERSION 2, 7/28/03 & LATER)



**9421 TWO SECTION FOLDING DRILL
SERVICE PARTS**

65

**4 1/2" X 12" MAIN LIFT CYLINDER 12010R
(VERSION 2, 7/28/03 & LATER)**

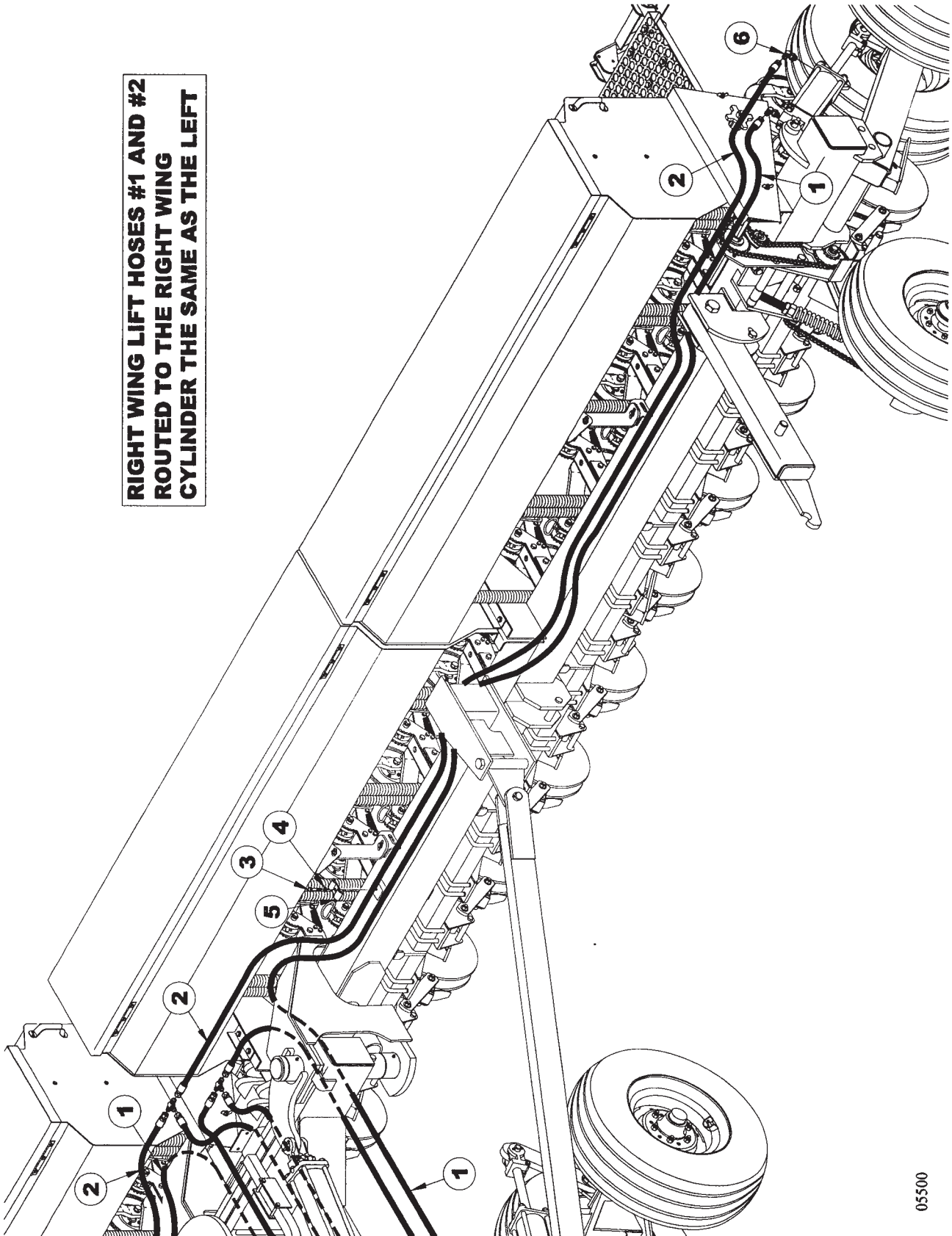
ITEM	NUMBER	QTY	DESCRIPTION
1	SN12009		CLEVIS, 1 1/2" THREADS, CROSS
2	SN8961-1		PLUG, NYLON, CROSS
3	SN8963-1		SET SCREW, 3/8"-16 X 7/8" L, SHSS W/NYLOK, CROSS
4	SN8903-1		ROD, 1 1/2" DIA, 12" REPHASING,CROSS
5	SN8951-1		SEAL KIT, 4 1/2", 1 1/2" ROD, CROSS
6			* WIPER
7			* U-CUP
8	SN8956-10		HEAD, 4 1/2", 1 1/2" ROD REPHASING,CROSS
9			* BACK-UP
10			* O-RING
11			* O-RING
12			* TEFLON RING
13	SN8953-1		PISTON, 4 1/2" REPHASING CROSS
14			* WEAR RING
15	SN8685-1		PISTON NUT, 1 1/4" THREAD, CROSSING CROSS
16	SN997309		HYDRAULIC SYSTEM HAZARD
17	SN8793-1		TUBE, 4 1/2" X 12" REPHASING, CROSS
18	SN997052		SYSTEMS MUST BE BLED OF AIR
19	SN8874-1		TIE ROD BOLT, 4 1/4" X 12" REPHASING, CROSS
20	SN8679-10		BASE, 4 1/2" (ORB), 1" PIN CROSSING, CROSS
21	SN4458		PLUG, 3/4"-16 MOR
22	SN8865-1		TIE ROD NUT, 3/4" THREADS CROSS
	SN12010		CYLINDER, 4 1/2" X 12" REPH (24 1/4"CPC) CROSS, 3000 PSI (VERSION 2, 7/28/03 & LATER)

NOTE: * AVAILABLE IN THE SEAL KIT ONLY.
WHEN ORDERING HYDRAULIC CYLINDER
COMPONENTS, NOTE THE PART NUMBER AND THE
CYLINDER PSI. (LOCATED ON THE CYLINDER
DECAL) AS THEY CONTAIN DIFFERENT
COMPONENTS. OLDER CYLINDERS WERE 2500
PSI. AND THE NEWER CYLINDERS ARE 3000
PSI. IDENTIFYING THE PART # OF THE
CYLINDER IS EXTREMELY IMPORTANT WHEN
ORDERING PARTS TO ENSURE PROPER
OPERATION OF THE HYDRAULIC CYLINDER.

I0007038
PR: t05g30m51b0028

LEFT WING LIFT HYDRAULICS

**RIGHT WING LIFT HOSES #1 AND #2
ROUTED TO THE RIGHT WING
CYLINDER THE SAME AS THE LEFT**



9421 TWO SECTION FOLDING DRILL
SERVICE PARTS

67

LEFT WING LIFT HYDRAULICS

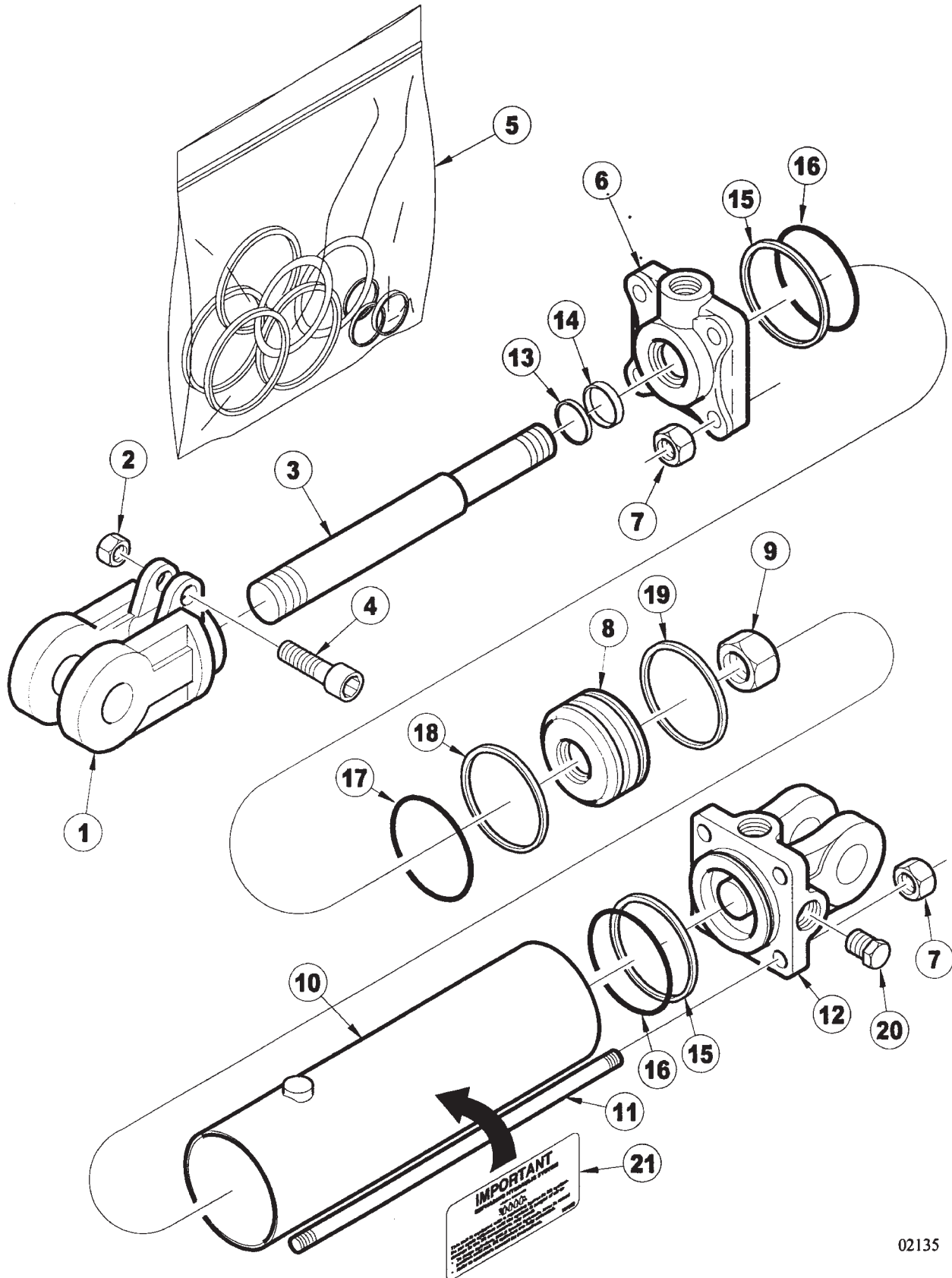
ITEM	NUMBER	QTY	DESCRIPTION
1	SN4270005		HOSE, 1/2" X 270" L, FEMALE ENDS (20')
	SN4294005		HOSE, 1/2" X 294" L, FEMALE ENDS (25')
	SN4325005		HOSE, 1/2" X 325" L, FEMALE ENDS (30')
2	SN4178005		HOSE, 1/2" X 178" L, FEMALE ENDS (20')
	SN4214005		HOSE, 1/2" X 214" L, FEMALE ENDS (25')
	SN4244005		HOSE, 1/2" X 244" L, FEMALE ENDS (30')
3	SN3984		HEX BOLT, 3/8"-16 X 1 1/4", GR 5, Y/D
4	SN176		LOCK WASHER, 3/8" SPLIT TYPE MED, Y/D
5	SN5302		PIPE CLAMP, 3/8" BOLT HOLE
6	SN4457		90 DEGREES STRAIGHT THD ELBOW, 7/8"-14 M.F. X 3/4"-16 O.R.

WARNING
THESE PARTS ARE IMPORTANT TO THE SAFETY
OF THIS EQUIPMENT AND THOSE WHO OPERATE
IT. USE ONLY EXACT REPLACEMENT PARTS TO
PREVENT HYDRAULIC FAILURE. BEFORE
REPLACING THESE PARTS, REVIEW AND FOLLOW
THE INSTRUCTIONS IN THE SAFETY AND
OPERATING SECTIONS OF THIS MANUAL.

I0005500
PR: t05g30m51b0029

9421 TWO SECTION FOLDING DRILL
SERVICE PARTS

4 1/4" X 12" WING LIFT CYLINDER 9703R
(VERSION 1, PRIOR TO 7/8/03)



**9421 TWO SECTION FOLDING DRILL
SERVICE PARTS**

69

**4 1/4" X 12" WING LIFT CYLINDER 9703R
(VERSION 1, PRIOR TO 7/8/03)**

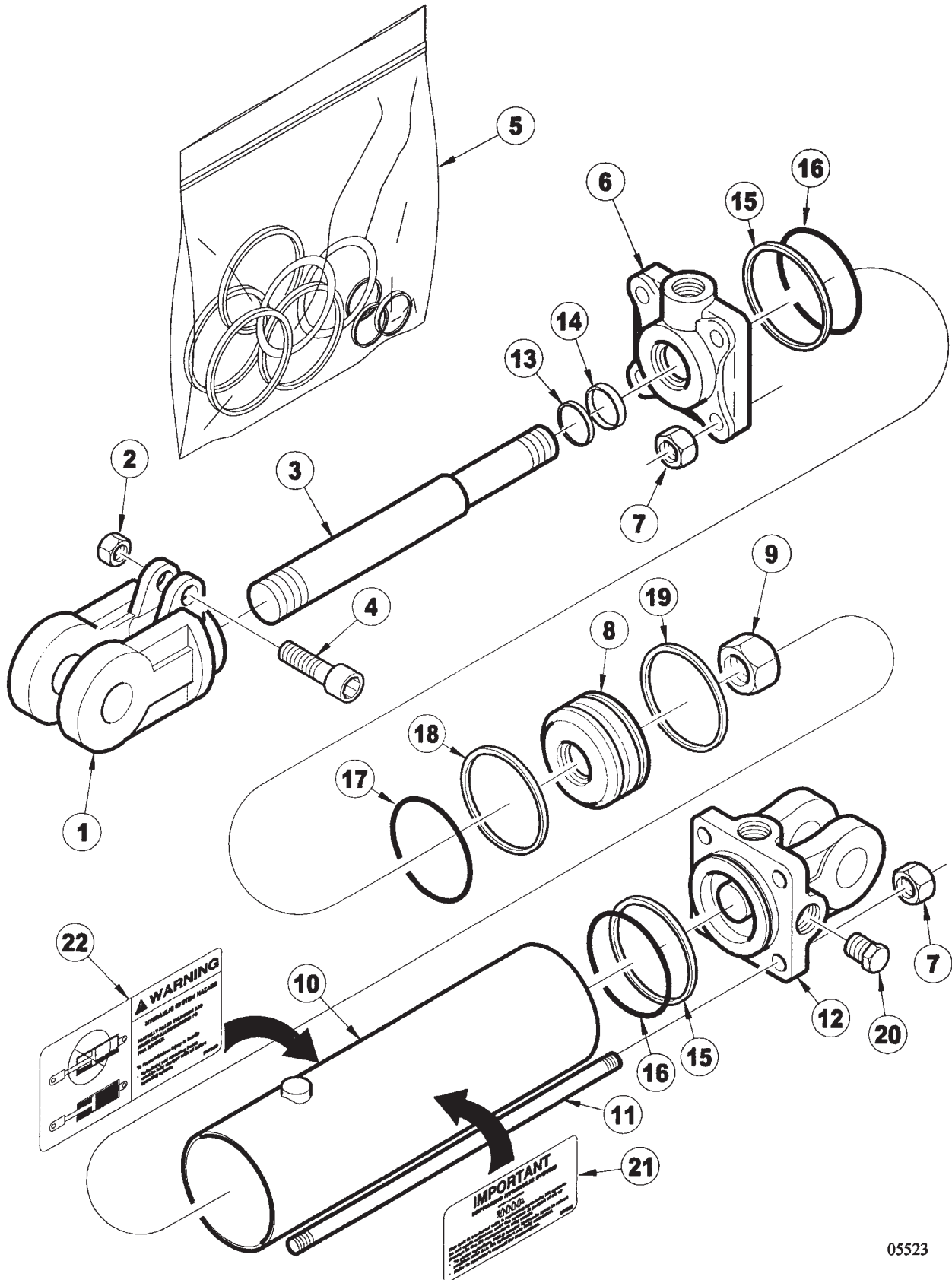
ITEM	NUMBER	QTY	DESCRIPTION
1	SN8610-1		CLEVIS, 1 1/4" THREADS, 1" PIN W/BUS
2	SN8671-1		CAPSCREW NUT, 5/16" THREADS, CROSS
3	SN8893-1		ROD, 1 3/8" DIA, 12", REPHASING, CROSS
4	SN8631-1		CAPSCREW, CROSS
5	SN8780-1		SEAL KIT, 4 1/4", 1 3/8" ROD, REPHASING, CROSS
6	SN8741-10		HEAD, 4 1/4", 1 3/8" ROD REPHAS
7	SN8865-1		TIE ROD NUT, 3/4" THREADS CROSS
8	SN8695-1		PISTON, 4 1/4" W/1 1/4" HOLE REPHASING, CROSS
9	SN8683-1		PISTON NUT, 1" CROSS
10	SN8810-1		TUBE, 4 1/4" X 12", REPHASING, CROSS
11	SN8874-1		TIE ROD BOLT, 4 1/4" X 12" REPHASING, CROSS
12	SN8675-10		BASE, 4 1/4" (ORB), 1" PIN, CROSS
13			* WIPER
14			* U-CUP
15			* BACKUP
16			* O-RING
17			* O-RING
18			* TEFLON RING
19			* WEAR RING
20	SN4458		PLUG, 3/4"-16 O.R.
21	SN997052		SYSTEMS MUST BE BLED OF AIR
	SN9703		CYLINDER, 4 1/4" X 12" (24 1/4" CPC) CROSS (VERSION 1, PRIOR TO 7/8/03)

NOTE: *AVAILABLE IN THE SEAL KIT ONLY
WHEN ORDERING HYDRAULIC CYLINDER
COMPONENTS, NOTE THE PART NUMBER AND THE
CYLINDER PSI. (LOCATED ON THE CYLINDER
DECAL) AS THEY CONTAIN DIFFERENT
COMPONENTS. OLDER CYLINDERS WERE 2500
PSI. AND THE NEWER CYLINDERS ARE 3000
PSI. IDENTIFYING THE PART # OF THE
CYLINDER IS EXTREMELY IMPORTANT WHEN
ORDERING PARTS TO ENSURE PROPER
OPERATION OF THE HYDRAULIC CYLINDER.

I0002135
PR: t05g30m51b0030

9421 TWO SECTION FOLDING DRILL
SERVICE PARTS

4 1/2" X 12" MAIN LIFT CYLINDER 12008R
(VERSION 2, 7/8/03 & LATER)



**9421 TWO SECTION FOLDING DRILL
SERVICE PARTS**

71

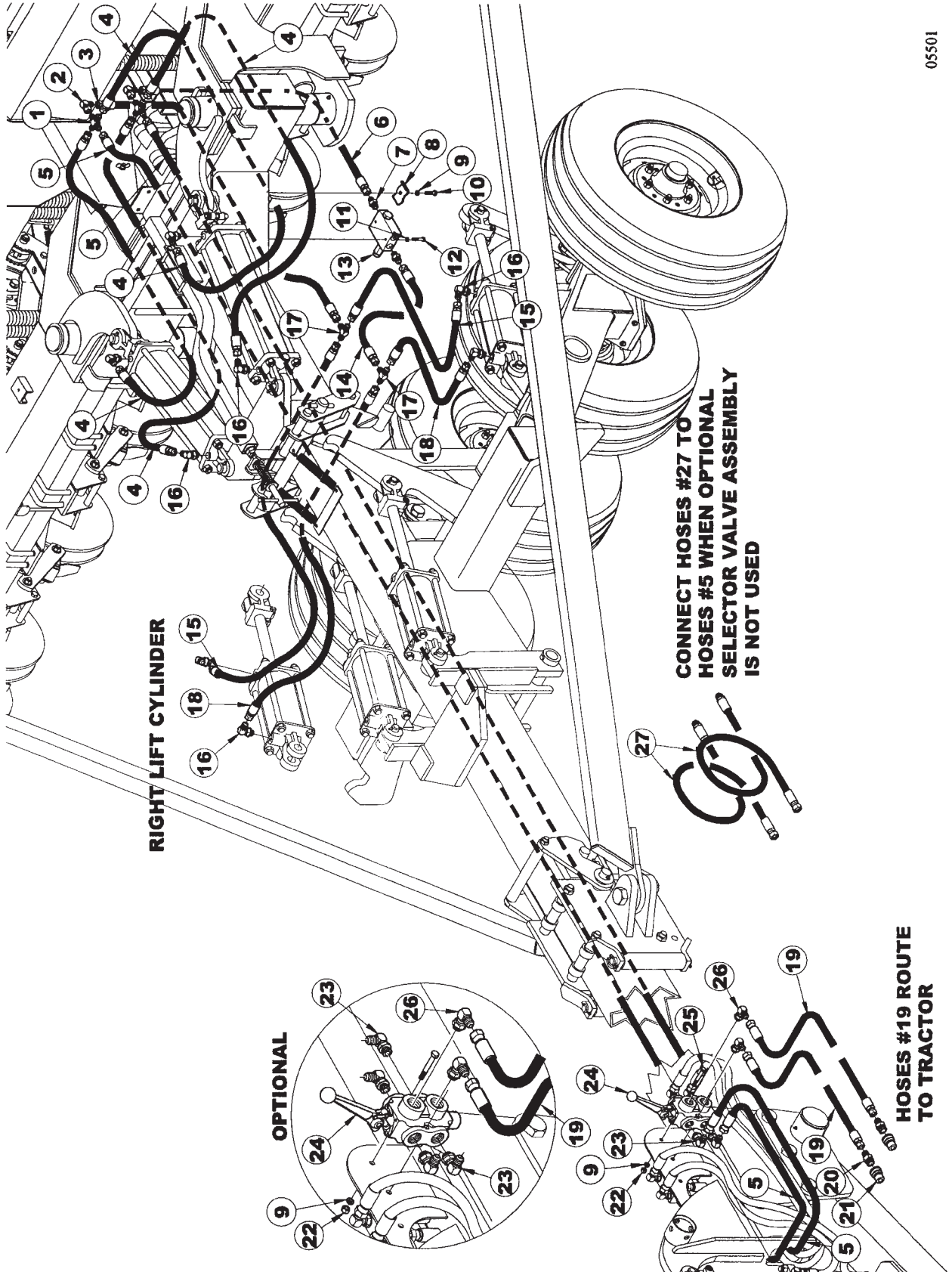
**4 1/2" X 12" MAIN LIFT CYLINDER 12008R
(VERSION 2, 7/8/03 & LATER)**

ITEM	NUMBER	QTY	DESCRIPTION
1	SN8968-1		
2	SN8961-1		PLUG, NYLON, CROSS
3	SN8963-1		SET SCREW, 3/8"-16 X 7/8" L, SHSS W/NYLOK, CROSS
4	SN8893-1		ROD, 1 1/2" DIA, 12" REPHASING,CROSS
5	SN8780-1		SEAL KIT, 4 1/2", 1 1/2" ROD, CROSS
6			* WIPER
7			* U-CUP
8	SN8741-10		HEAD, 4 1/2", 1 1/2" ROD REPHASING,CROSS
9			* BACK-UP
10			* O-RING
11			* O-RING
12			* TEFLON RING
13	SN8958-1		PISTON, 4 1/2" REPHASING CROSS
14			* WEAR RING
15	SN8683-1		PISTON NUT, 1 1/4" THREAD, CROSSING CROSS
16	SN997309		HYDRAULIC SYSTEM HAZARD
17	SN8810-1		TUBE, 4 1/2" X 12" REPHASING, CROSS
18	SN997052		SYSTEMS MUST BE BLED OF AIR
19	SN8874-1		TIE ROD BOLT, 4 1/4" X 12" REPHASING, CROSS
20	SN8675-10		BASE, 4 1/2" (ORB), 1" PIN CROSSING, CROSS
21	SN4458		PLUG, 3/4"-16 MOR
22	SN8865-1		TIE ROD NUT, 3/4" THREADS CROSS
	SN12008		CYLINDER, 4 1/4" X 12" (24 1/4"CPC)CROSS 3000 PSI (VERSION 2, 7/8/03 & LATER)

NOTE: * AVAILABLE IN THE SEAL KIT ONLY.
WHEN ORDERING HYDRAULIC CYLINDER
COMPONENTS, NOTE THE PART NUMBER AND THE
CYLINDER PSI. (LOCATED ON THE CYLINDER
DECAL) AS THEY CONTAIN DIFFERENT
COMPONENTS. OLDER CYLINDERS WERE 2500
PSI. AND THE NEWER CYLINDERS ARE 3000
PSI. IDENTIFYING THE PART # OF THE
CYLINDER IS EXTREMELY IMPORTANT WHEN
ORDERING PARTS TO ENSURE PROPER
OPERATION OF THE HYDRAULIC CYLINDER.

I0005523
PR: t05g30m51b0031

FOLD HYDRAULIC ASSEMBLY



RIGHT LIFT CYLINDER

**CONNECT HOSES #27 TO
HOSES #5 WHEN OPTIONAL
SELECTOR VALVE ASSEMBLY
IS NOT USED**

**HOSES #19 ROUTE
TO TRACTOR**

**9421 TWO SECTION FOLDING DRILL
SERVICE PARTS**

73

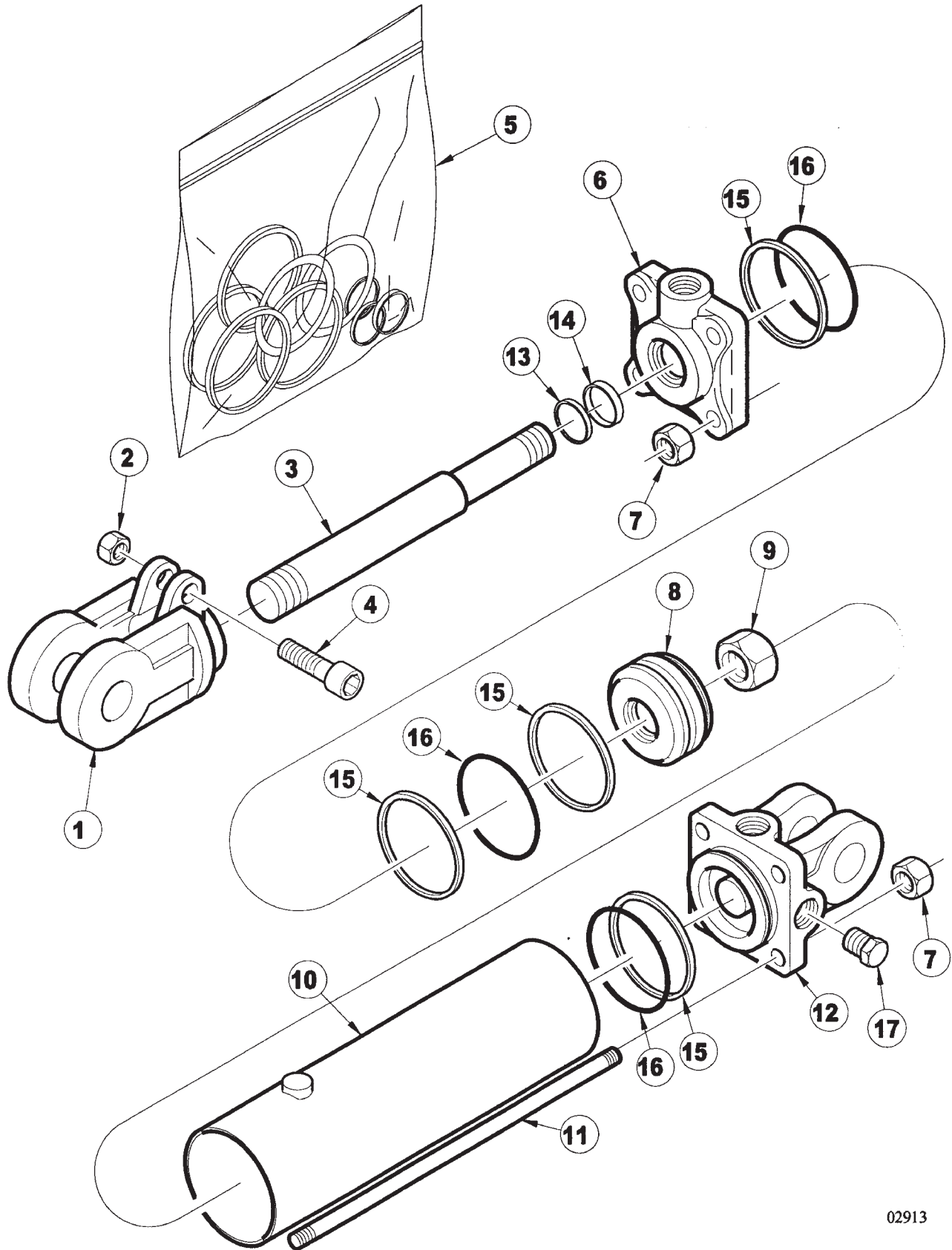
FOLD HYDRAULIC ASSEMBLY

ITEM	NUMBER QTY	DESCRIPTION
1	SN4482	UNION CROSS, 3/4"-16 MF
2	SN4472	90 DEGREE SWIVEL ELBOW, 3/4"- 16 MF X 3/4"-16 FF
3	SN4062002	HOSE, 3/8" X 62" L, FEMALE ENDS
4	SN4055002	HOSE, 3/8" X 55" L, FEMALE ENDS
5	SN4260002	HOSE, 3/8" X 260" L, FEMALE ENDS
6	SN4014002	HOSE, 3/8" X 14" L, FEMALE ENDS
7	SN4463	STRAIGHT THREAD CONNECTOR, 3/4"-16 M.F. X 3/4"-16 O.R.
8	SN5302	PIPE CLAMP, 3/8" BOLT HOLE
9	SN176	LOCK WASHER, 3/8" SPLIT TYPE MED, Y/D
10	SN2487	HEX BOLT, 3/8"-16 X 2 1/2", GR 5, Y/D
11	SN3723	LOCK WASHER, 5/16" SPLIT TYPE, MED, Y/D
12	SN5815	HEX BOLT, 5/16"-18 X 2 1/4" GR5, Y/D
13	SN6934	VALVE, COUNTERBALANCE
14	SN4040002	HOSE, 3/8" X 40" L, FEMALE ENDS
15	SN4034002	HOSE, 3/8" X 34" L, FEMALE ENDS
16	SN4466	90 DEG STR THD ELBOW, 3/4"-16 MF X 3/4"-16 MOR W/1/8" REST
17	SN2429	UNION TEE, 3/4"-16 M.F.
18	SN4028002	HOSE, 3/8" X 28" L, FEMALE ENDS 3/4"-16 MOR
19	SN4104002	HOSE, 3/8" X 104" L, FEMALE ENDS
20	SN2425	MALE CONNECTOR, 3/4"-16 M.F. X 1/2"-14 M.P.T.
21	SN3253	HYDRAULIC COUPLER, MALE HALF
22	SN177	HEX NUT, 3/8"-16 FULL, GR 2, Y/D
23	SN6935	90 DEG STR THD ELBOW, 9/16"-18 MF X
24	SN4550	SELECTOR VALVE, 3/4"-16 SAE
25	SN2487	HEX BOLT, 3/8"-16 X 2 1/2", GR 5, Y/D
26	SN4454	FEMALE BRANCH TEE, 3/4"-16 MF X 1/2"-14 FPT
27	SN4050003	HOSE, 3/8" X 50" L, M/F ENDS
		WARNING THESE PARTS ARE IMPORTANT TO THE SAFETY OF THIS EQUIPMENT AND THOSE WHO OPERATE IT. USE ONLY EXACT REPLACEMENT PARTS TO PREVENT HYDRAULIC FAILURE. BEFORE REPLACING THESE PARTS, REVIEW AND FOLLOW THE INSTRUCTIONS IN THE SAFETY AND OPERATING SECTIONS OF THIS MANUAL.

I0005501
PR: t05g30m51b0032

9421 TWO SECTION FOLDING DRILL
SERVICE PARTS

2 1/2" X 8" WHEEL LOCK CYLINDER DR55002
(VERSION 1, PRIOR TO 6/23/03)



9421 TWO SECTION FOLDING DRILL
SERVICE PARTS

75

2 1/2" X 8" WHEEL LOCK CYLINDER DR55002
(VERSION 1, PRIOR TO 6/23/03)

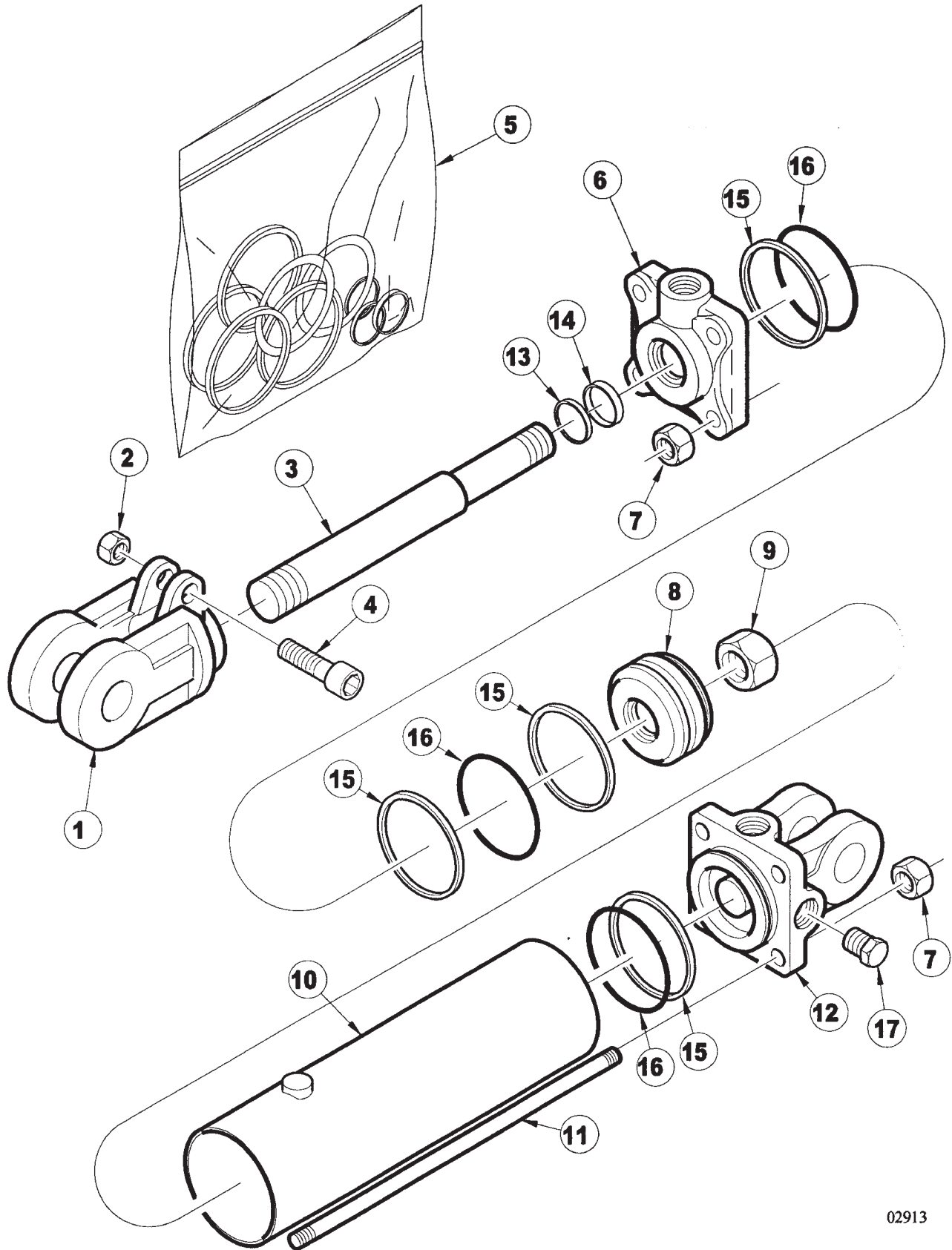
ITEM	NUMBER	QTY	DESCRIPTION
1	SN8629-1		CLEVIS , 1 1/16" THREADS
2	SN8671-1		CAPSCREW NUT
3	SN8879-1		1" ROD
4	SN8631-1		CAPSCREW
5	SN8800-1		SEAL KIT
6	SN8721-10		HEAD, 2 1/2", 1" ROD
7	SN8864-1		TIE ROD NUT
8	SN8689-1		PISTON
9	SN8681-1		PISTON NUT, 3/4"
10	SN8809-1		TUBE
11	SN8870-1		TIE ROD BOLT
12	SN8690-10		BASE, 2 1/2"
13			* WIPER
14			* U-CUP
15			* BACKUP
16			* O-RING
17	SN4458		PLUG, 3/4"-16 O.R.
	SNDR55002		2 1/2" X 8" CROSS CYLINDER (VERSION 1, PRIOR TO 6/23/03)

NOTE: *AVAILABLE IN THE SEAL KIT ONLY.
WHEN ORDERING HYDRAULIC CYLINDER
COMPONENTS, NOTE THE PART NUMBER AND THE
CYLINDER PSI. (LOCATED ON THE CYLINDER
DECAL) AS THEY CONTAIN DIFFERENT
COMPONENTS. OLDER CYLINDERS WERE 2500
PSI. AND THE NEWER CYLINDERS ARE 3000
PSI. IDENTIFYING THE PART # OF THE
CYLINDER IS EXTREMELY IMPORTANT WHEN
ORDERING PARTS TO ENSURE PROPER
OPERATION OF THE HYDRAULIC CYLINDER.

I0002913
PR: t05g30m51b0033

9421 TWO SECTION FOLDING DRILL
SERVICE PARTS

2 1/2" X 8" WHEEL LOCK CYLINDER
12051R (VERSION 2, 6/23/03 & LATER)



**9421 TWO SECTION FOLDING DRILL
SERVICE PARTS**

77

**2 1/2" X 8" WHEEL LOCK CYLINDER
12051R (VERSION 2, 6/23/03 & LATER)**

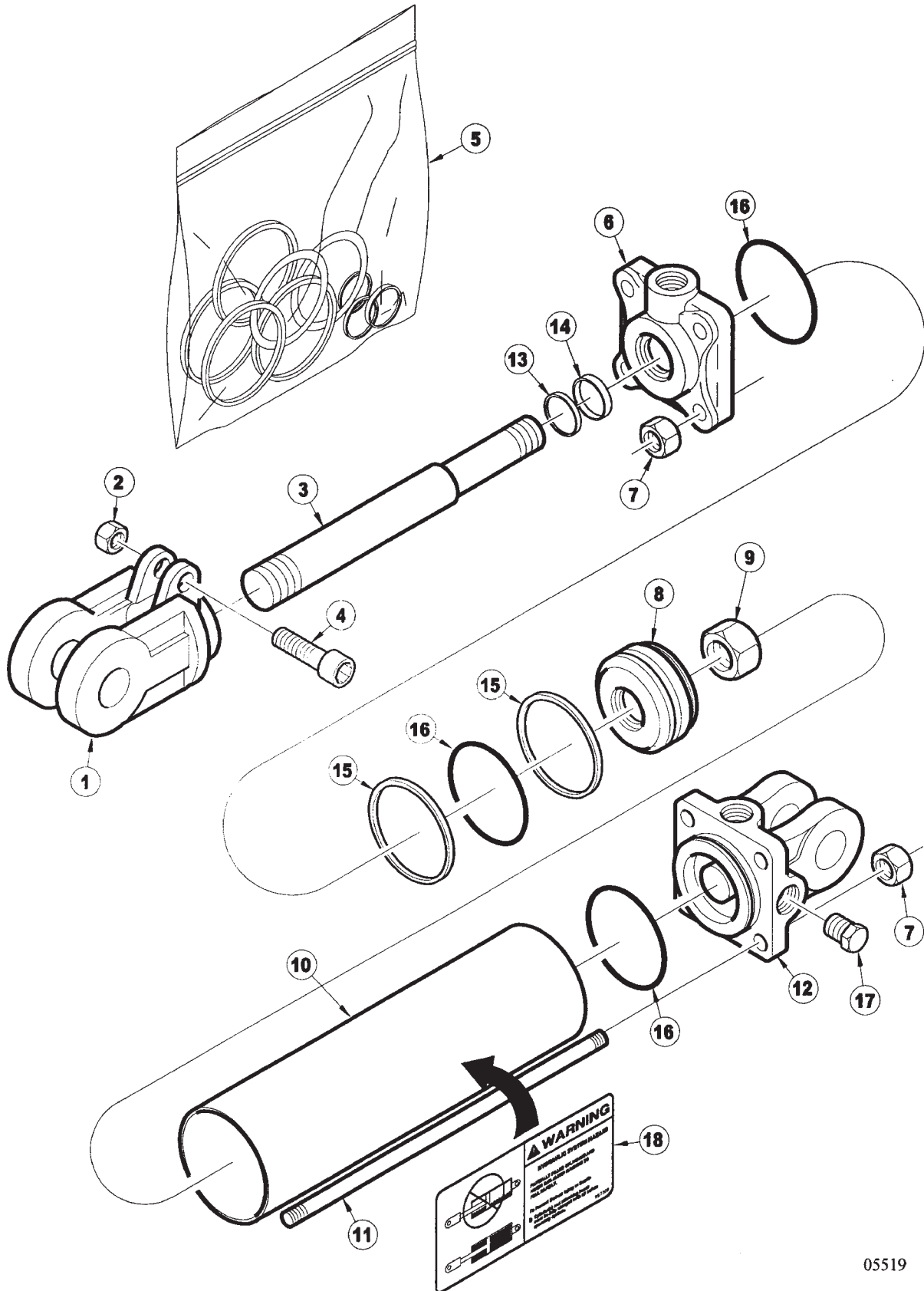
ITEM	NUMBER	QTY	DESCRIPTION
1	SN8629-1		CLEVIS , 1 1/16" THREADS
2	SN8671-1		CAPSCREW NUT
3	SN8879-1		1" ROD
4	SN8631-1		CAPSCREW
5	SN8756-1		SEAL KIT
6	SN8731-10		HEAD, 2 1/2", 1 1/16" ROD, CROSS (ORB)
7	SN8864-1		TIE ROD NUT
8	SN8714-1		PISTON
9	SN8681-1		PISTON NUT, 3/4"
10	SN8809-1		TUBE
11	SN8870-1		TIE ROD BOLT
12	SN8680-10		BASE, 2 1/2"
13			* WIPER
14			* U-CUP
15			* BACKUP
16			* O-RING
17	SN4458		PLUG, 3/4"-16 O.R.
	SN12051		CYLINDER, 2 1/2" X 8" (20 1/4" CPC)ORB CROSS, 3000 PSI (VERSION 2, 6/23/03 & LATER)

NOTE: *AVAILABLE IN THE SEAL KIT ONLY.
WHEN ORDERING HYDRAULIC CYLINDER
COMPONENTS, NOTE THE PART NUMBER AND THE
CYLINDER PSI. (LOCATED ON THE CYLINDER
DECAL) AS THEY CONTAIN DIFFERENT
COMPONENTS. OLDER CYLINDERS WERE 2500
PSI. AND THE NEWER CYLINDERS ARE 3000
PSI. IDENTIFYING THE PART # OF THE
CYLINDER IS EXTREMELY IMPORTANT WHEN
ORDERING PARTS TO ENSURE PROPER
OPERATION OF THE HYDRAULIC CYLINDER.

I0002913
PR: t05g30m51b0034

9421 TWO SECTION FOLDING DRILL
SERVICE PARTS

4" X 16" FOLD CYLINDER 9725R
(VERSION 1, PRIOR TO 8/22/03)



**9421 TWO SECTION FOLDING DRILL
SERVICE PARTS**

79

**4" X 16" FOLD CYLINDER 9725R
(VERSION 1, PRIOR TO 8/22/03)**

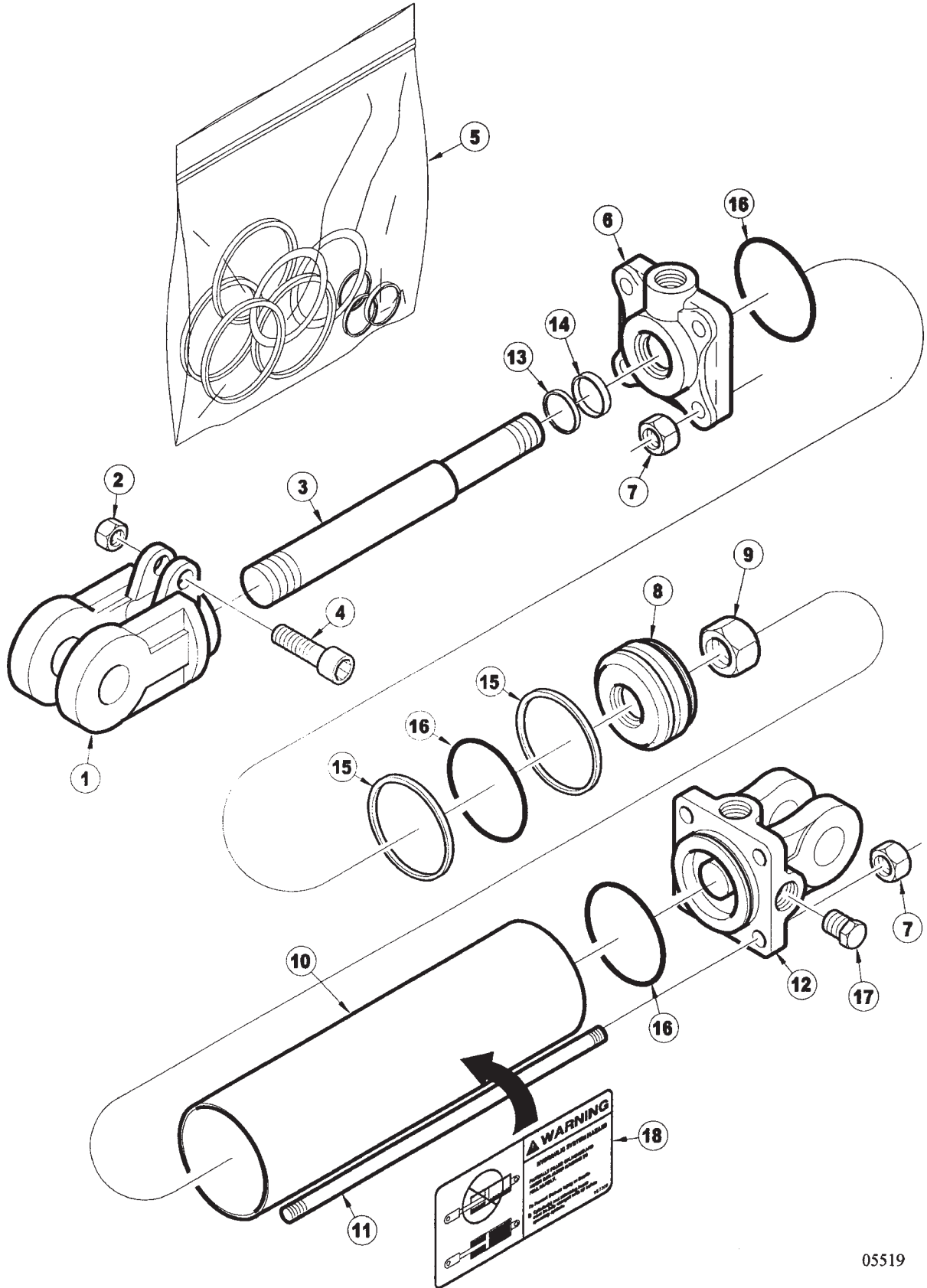
ITEM	NUMBER	QTY	DESCRIPTION
1	SN8618-1		CLEVIS, 1 1/4" THREADS, 1 1/4" PIN W
2	SN8671-1		CAPSCREW NUT, 5/16" THREADS CROSS
3	SN8877-1		ROD, 1 1/2" DIA, 16" CROSS
4	SN8631-1		CAPSCREW, CROSS
5	SN8789-1		SEAL KIT, 4", 1 1/2" ROD REPHAS
6	SN8744-10		HEAD, 4", 1 1/2" ROD, CROSS(ORB)
7	SN8864-1		TIE ROD NUT, 5/8" THREADS CROSS
8	SN8713-1		PISTON, 4" W/1" HOLE CROSS
9	SN8681-1		PISTON NUT, 3/4" CROSS
10	SN8833-1		TUBE, 4" X 16" CROSS
11	SN8854-1		TIE ROD BOLT, 4" X 16" CROSS
12	SN8692-10		BASE, 4" (ORB), 1 1/4" PIN CROSS
13			* WIPER
14			* U-CUP
15			* BACK-UP
16			* O-RING
17	SN4458		PLUG, 3/4"-16 MOR
18	SN997309		HYDRAULIC SYSTEM HAZARD
	SN9725		CYLINDER, 4" X 16" W/8618-1 CLEVIS (27"CPC) CROSS (VERSION 1, PRIOR TO 8/22/03)

NOTE:* AVAILABLE IN THE SEAL KIT ONLY.
WHEN ORDERING HYDRAULIC CYLINDER
COMPONENTS, NOTE THE PART NUMBER AND THE
CYLINDER PSI. (LOCATED ON THE CYLINDER
DECAL) AS THEY CONTAIN DIFFERENT
COMPONENTS. OLDER CYLINDERS WERE 2500
PSI. AND THE NEWER CYLINDERS ARE 3000
PSI. IDENTIFYING THE PART # OF THE
CYLINDER IS EXTREMELY IMPORTANT WHEN
ORDERING PARTS TO ENSURE PROPER
OPERATION OF THE HYDRAULIC CYLINDER.

I0005519
PR: t05g30m51b0035

9421 TWO SECTION FOLDING DRILL
SERVICE PARTS

4" X 16" FOLD CYLINDER 12012R
(VERSION 2, 8/22/03 & LATER)



**9421 TWO SECTION FOLDING DRILL
SERVICE PARTS**

81

**4" X 16" FOLD CYLINDER 12012R
(VERSION 2, 8/22/03 & LATER)**

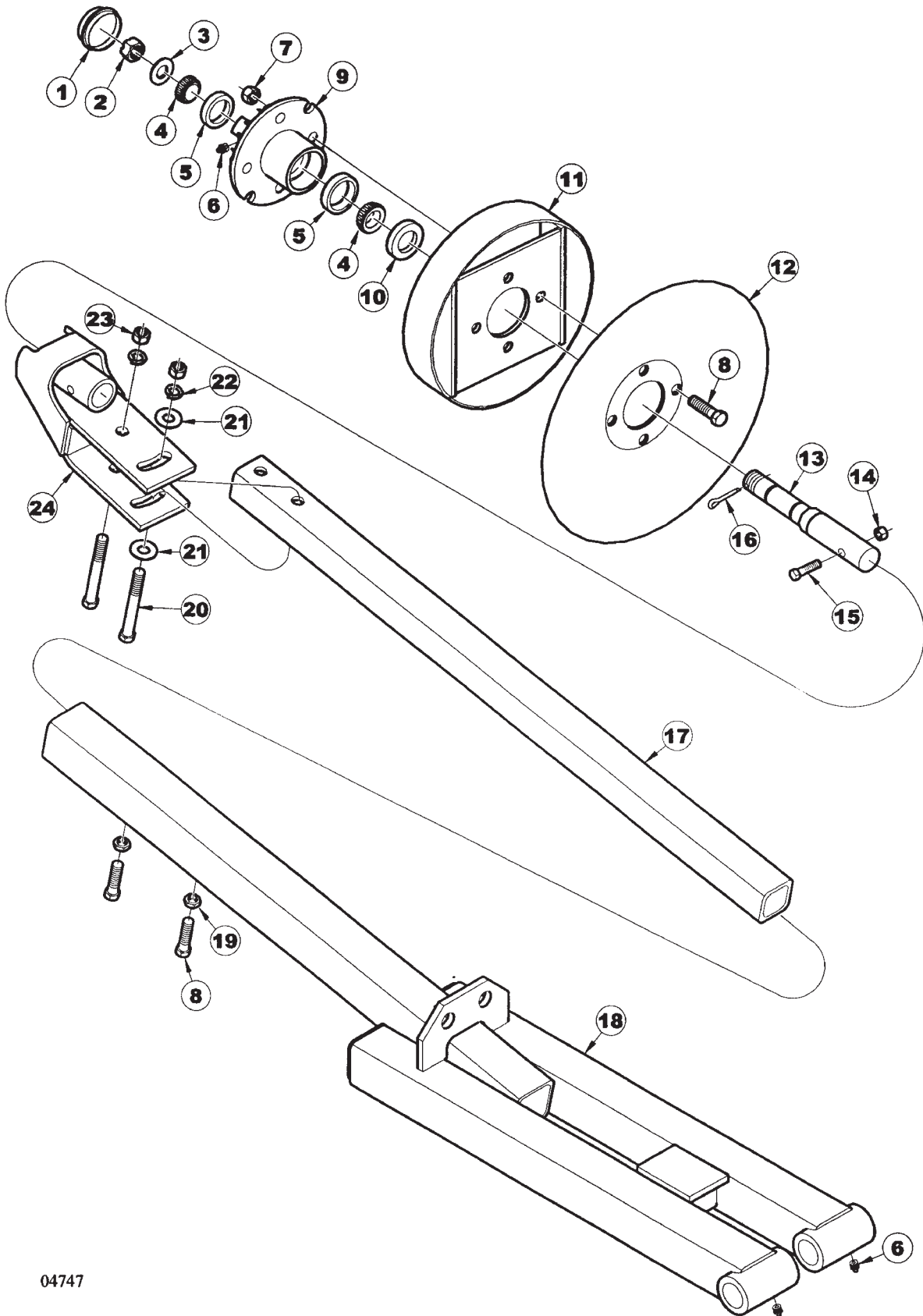
ITEM	NUMBER	QTY	DESCRIPTION
1	SN8618-1		CLEVIS, 1 1/4" THREADS, 1 1/4" PIN W
2	SN8671-1		CAPSCREW NUT, 5/16" THREADS CROSS
3	SN12011		ROD, 1 1/2" DIA, 16" CROSS
4	SN8631-1		CAPSCREW, CROSS
5	SN8612-1		SEAL KIT, 4", 1 1/2" ROD, CROSS
6	SN8273-1		HEAD, 4", 1 1/2" ROD, CROSS
7	SN8864-1		TIE ROD NUT, 5/8" THREADS CROSS
8	SN8682-1		PISTON, 4" W/1" HOLE, CROSS
9	SN8681-1		PISTON NUT, 3/4" CROSS
10	SN8833-1		TUBE, 4" X 16" CROSS
11	SN8970-1		TIE ROD BOLT, 3 3/4" X 16" CROSS
12	SN8971-10		BASE, 4" (ORB), 1 1/4" PIN, REPHASING CROSS
13			* WIPER
14			* U-CUP
15			* BACK-UP
16			* O-RING
17	SN4458		PLUG, 3/4"-16 MOR
18	SN997309		HYDRAULIC SYSTEM HAZARD
	SN12012		CYLINDER, 4" X 16" W/8618-1 CLEVIS(27" CPC) 3000 PSI (VERSION 2, 8/22/03 & LATER)

NOTE:* AVAILABLE IN THE SEAL KIT ONLY.
WHEN ORDERING HYDRAULIC CYLINDER
COMPONENTS, NOTE THE PART NUMBER AND THE
CYLINDER PSI. (LOCATED ON THE CYLINDER
DECAL) AS THEY CONTAIN DIFFERENT
COMPONENTS. OLDER CYLINDERS WERE 2500
PSI. AND THE NEWER CYLINDERS ARE 3000
PSI. IDENTIFYING THE PART # OF THE
CYLINDER IS EXTREMELY IMPORTANT WHEN
ORDERING PARTS TO ENSURE PROPER
OPERATION OF THE HYDRAULIC CYLINDER.

I0005519
PR: t05g30m51b0036

9421 TWO SECTION FOLDING DRILL
SERVICE PARTS

ROW MARKER ASSEMBLY



**9421 TWO SECTION FOLDING DRILL
SERVICE PARTS**

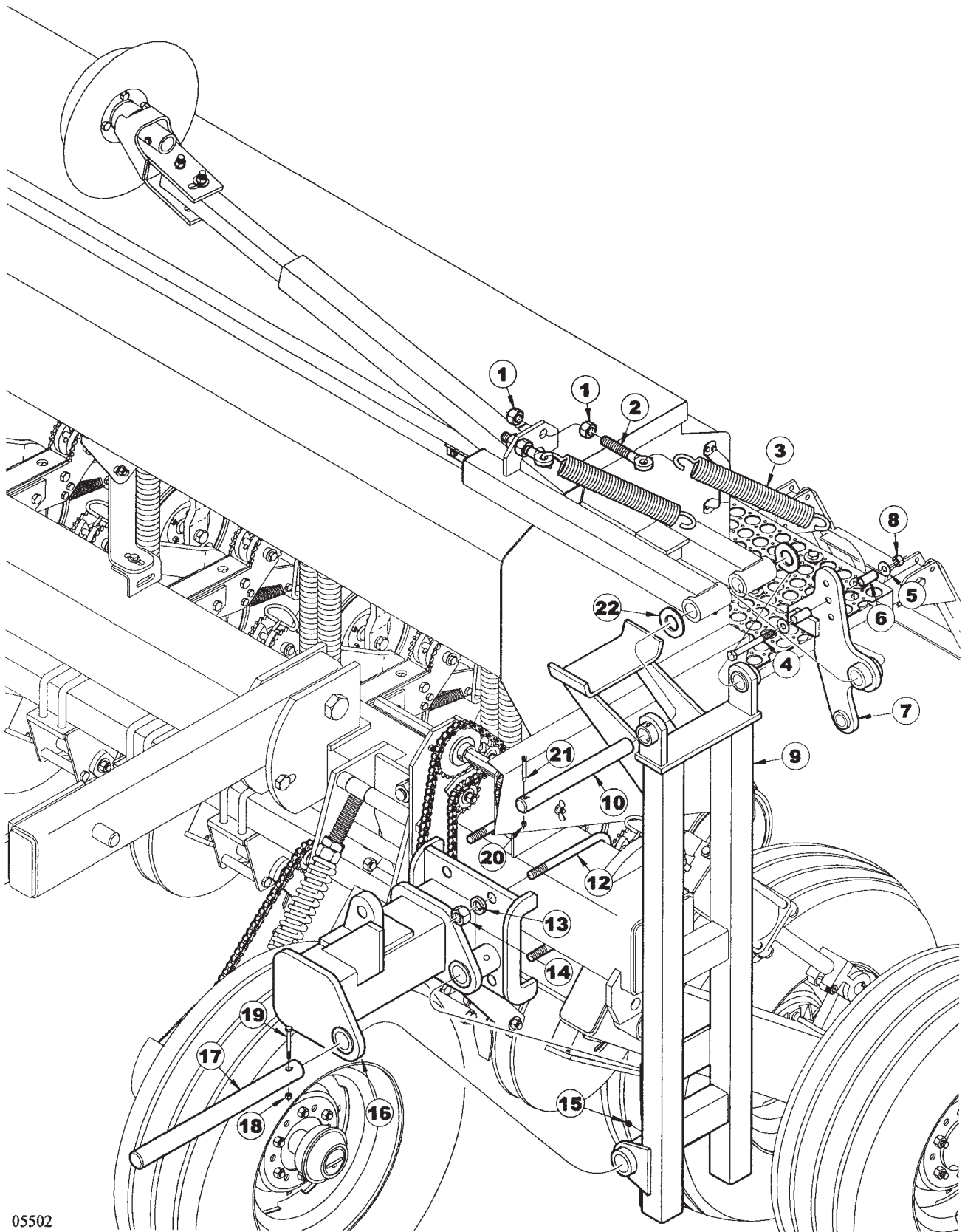
83

ROW MARKER ASSEMBLY

ITEM	NUMBER	QTY	DESCRIPTION
1	SN7779		DUST CAP, 1.986" OD X .032" TH Y/D
2	SN7778		HEX NUT, 1"-14 SLOTTED .531" TH GR 2, PLAIN
3	SN3303		WASHER, 1 1/32" ID X 1 3/4" ODX 1/8" THICK, PLAIN
4	SN776		BEARING (L44643)
5	SN777		RACE (L44610)
6	SN2098-1		GREASE ZERK, 1/8" NPTF, 5/8" L
7	SN2096		LOCK NUT, 1/2"-13 HEX NYLON INSERT, GR 8,
8	SN2045		HEX BOLT, 1/2"-13 X 1 3/4", GR5, Y/D
9	SN7780		FOUR BOLT HUB W/CUPS & ZERK
10	SN7775		SEAL, SINGLE LIP
11	SN7781		MARKER ARM DEPTH BAND
12	SN7773		14" BLADE, 4 BOLT, .138" THICK .78" CONCAVITY
13	SN7825		SPINDLE, 1 1/4" X 8 5/8" (1"-14 UNS THD)
14	SN3567		LOCK NUT, 3/8"-16 HEX NYLON INSERT, GR 2, Y/D
15	SN2487		HEX BOLT, 3/8"-16 X 2 1/2", GR 5, Y/D
16	SN1609		COTTER PIN, 3/16" X 1 1/2"
17	SN9443R		EXTENSION ARM, 36" (20' & 25' MARKER)
	SN9764		EXTENSION ARM, 66" (30' MARKER)
18	SN9442R		MARKER ARM, OUTER (20' MODEL - SHOWN)
	SN9470		MARKER ARM, OUTER (25' & 30' MODEL)
19	SN159		JAM NUT, 1/2"-13, GR 2, Y/D
20	SN1507		HEX BOLT, 1/2"-13 X 3 1/2", GR 5, Y/D
21	SN486		FLAT WASHER, 1/2", Y/D
22	SN113		LOCK WASHER, 1/2" SPLIT TYPE MED, Y/D
23	SN114		HEX NUT, 1/2"-13 FULL, GR 2, Y/D
24	SN7782		HUB BRACKET

I0004747
PR: t05g30m51b0037

ROW MARKER MOUNT ASSEMBLY



**9421 TWO SECTION FOLDING DRILL
SERVICE PARTS**

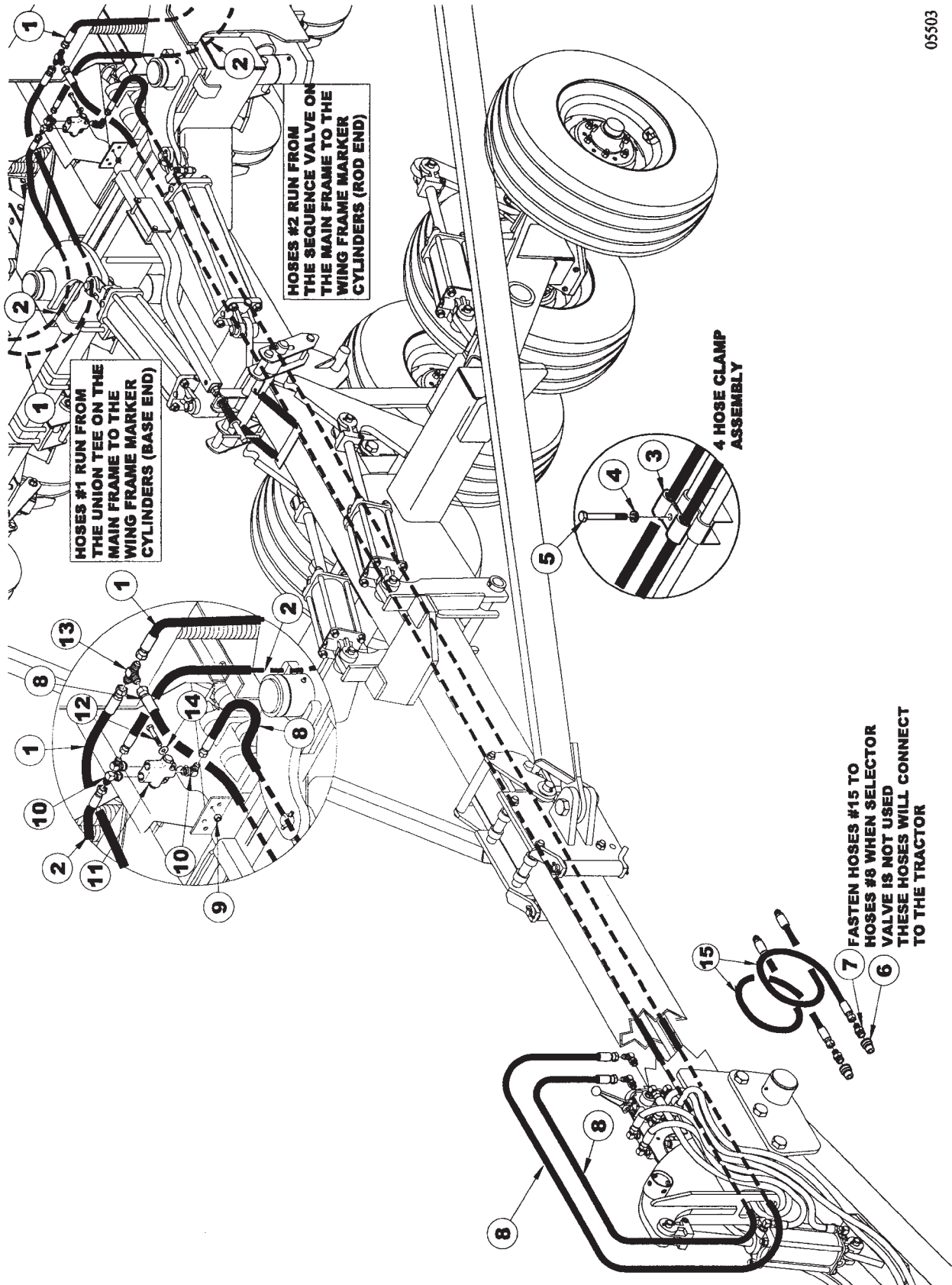
85

ROW MARKER MOUNT ASSEMBLY

ITEM	NUMBER	QTY	DESCRIPTION
1	SN1243		JAM NUT, 3/4"-10 HEX, GR 2, Y/D
2	SN5731		EYE BOLT, 3/4"-10 X 4 1/2"
3	SN5732		SPRING, 1.40" OD X .82" ID X 16 1/4" L
4	SN140		HEX BOLT, 1/2"-13 X 4 1/2", GR 5, Y/D
5	SN486		FLAT WASHER, 1/2", Y/D
6	SN9466R		SPACER, MARKER LEVER
7	SN9441R		LEVER, MARKER
8	SN2096		LOCK NUT, 1/2"-13 HEX NYLON INSERT, GR 8, Y/D
9	SN9438		MARKER ARM, INNER
10	SN9440		PIN, 1 1/4" X 12"(11 11/32") Y/D
11	SN3164		ROLL PIN, 5/16" X 2" SPIRAL MEDIUM DUTY, Y/D
12	SNDR80044		U-BOLT, 7/8"-9 X 8 3/4" X 7 15/16" W, GR 5, Y/D
13	SN396		LOCK WASHER, 7/8" SPLIT TYPE MED, Y/D
14	SN397		HEX NUT, 7/8"-9 FULL, GR 2, Y/D
15	SN2098-1		GREASE ZERK, 1/8" NPTF, 5/8" L
16	SN9436		MARKER MOUNT, RIGHT (20' DRILLS)
	SN9437		MARKER MOUNT, LEFT (20' DRILLS)
	SN9869		MARKER MOUNT, RIGHT (25' & 30' DRILLS)
	SN9870		MARKER MOUNT, LEFT (25' & 30' DRILLS)
17	SN9439		PIN, 1 1/2" X 18"(16 47/64") Y/D
18	SN2096		LOCK NUT, 1/2"-13 HEX NYLON INSERT
19	SN156		HEX BOLT, 1/2"-13 X 3", GR 5, Y/D
20	SNFK150172		FLAT WASHER, 1 1/4" SAE, Y/D

I0005502
PR: t05g30m51b0038

MAIN FRAME ROW MARKER HYDRAULICS



05503

**9421 TWO SECTION FOLDING DRILL
SERVICE PARTS**

87

MAIN FRAME ROW MARKER HYDRAULICS

ITEM	NUMBER	QTY	DESCRIPTION
1	SN4195011		HOSE, 1/4" X 195"L, 9/16"-14 F/ENDS (20' MODEL)
	SN4187011		HOSE, 1/4" X 187"L, 9/16"-14 F/ENDS (25' MODEL)
	SN4248011		HOSE, 1/4" X 248" L, 9/16"-18 F/ENDS (30' MODEL)
2	SN4195011		HOSE, 1/4" X 195"L, 9/16"-14 F/ENDS (20' MODEL)
	SN4219011		HOSE, 1/4" X 219"L, 9/16"-14 F/ENDS (25' MODEL)
	SN4215011		HOSE, 1/4" X 215"L, 9/16"-18 F/ENDS (30' MODEL)
3	SN5302		PIPE CLAMP, 3/8" BOLT HOLE
4	SN176		LOCK WASHER, 3/8" SPLIT TYPE MED, Y/D
5	SN3984		HEX BOLT, 3/8"-16 X 1 1/4", GR 5, Y/D
6	SN3253		HYDRAULIC COUPLER, MALE HALF
7	SN6177		MALE CONNECTOR, 9/16"-18 M.F. X 1/2"-14 M.P.T.
8	SN4270011		HOSE, 1/4" X 270" L, 9/16"-18 F/ENDS
9	SN3567		LOCK NUT, 3/8"-16 HEX NYLON INSERT, GR 2, Y/D
10	SN6935		90 DEGREE STRAIGHT THD ELBOW 9/16"-18 M.F. X 3/4"-16 OR
11	SNDR56006		VALVE, 3/4-16 OR SEQUENCE
12	SN474		HEX BOLT, 3/8"-16 X 2", GR 5 Y/D
13	SN7077		UNION TEE, 9/16"-18 M.F.
14	SN317		FLAT WASHER, 3/8", Y/D
15	SN4050012		HOSE, 1/4" X 50" L, 9/16"-18 M/F ENDS

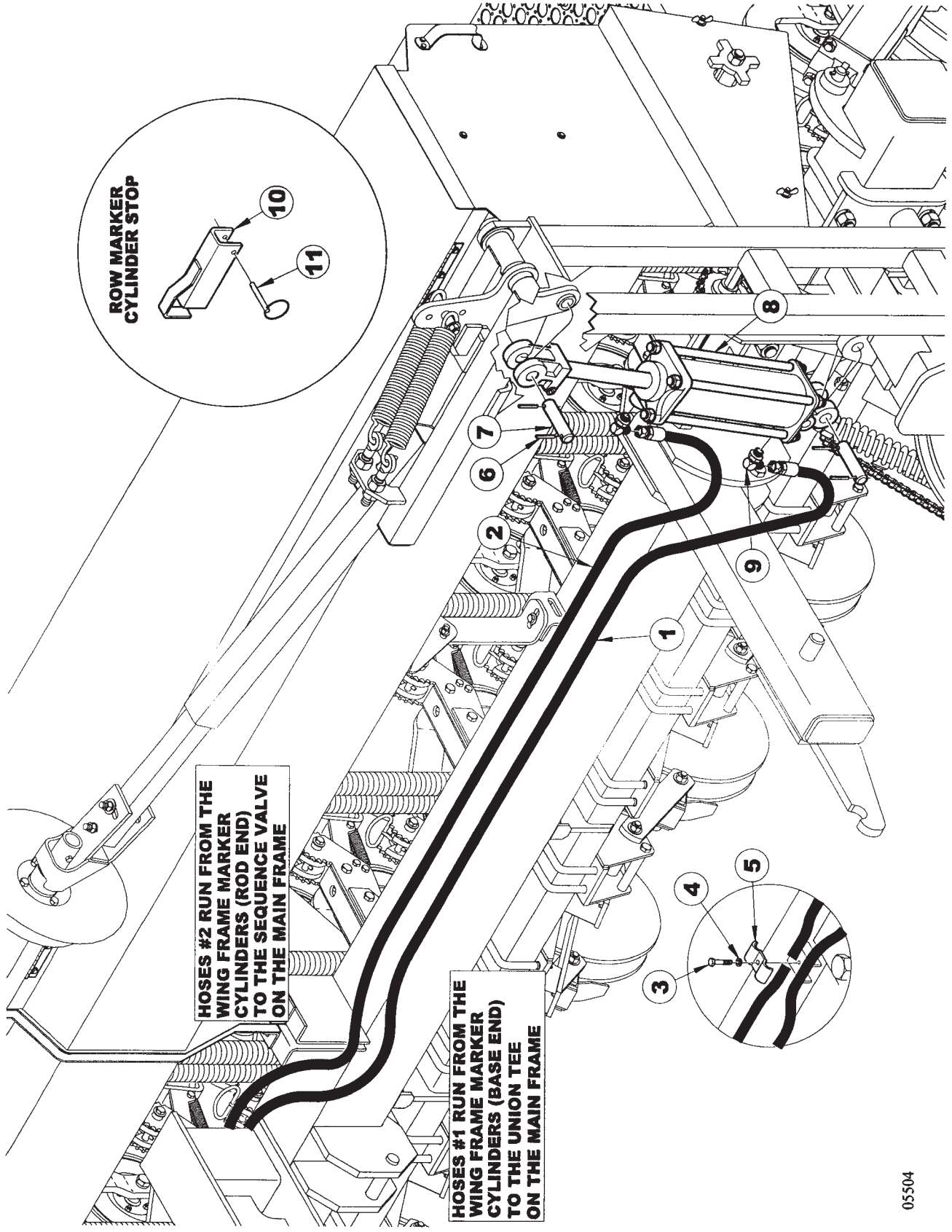
*NOTE: OPTIONAL SELECTOR VALVE ASSEMBLY
PARTS BREAKDOWN IS SHOWN IN THE FOLD
HYDRAULICS.

WARNING

THESE PARTS ARE IMPORTANT TO THE SAFETY
OF THIS EQUIPMENT AND THOSE WHO OPERATE
IT. USE ONLY EXACT REPLACEMENT PARTS TO
PREVENT HYDRAULIC FAILURE. BEFORE
REPLACING THESE PARTS, REVIEW AND FOLLOW
THE INSTRUCTIONS IN THE SAFETY AND
OPERATING SECTIONS OF THIS MANUAL.

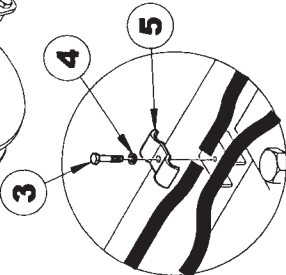
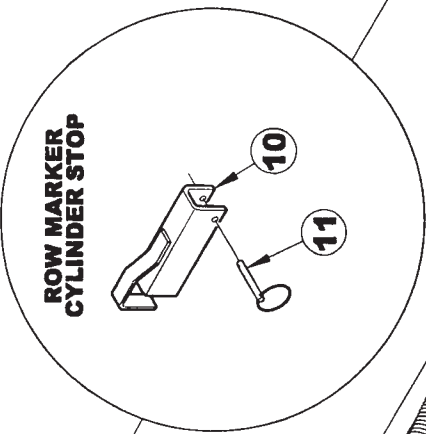
I0005503
PR: t05g30m51b0039

WING FRAME ROW MARKER HYDRAULICS



HOSES #2 RUN FROM THE WING FRAME MARKER CYLINDERS (ROD END) TO THE SEQUENCE VALVE ON THE MAIN FRAME

HOSES #1 RUN FROM THE WING FRAME MARKER CYLINDERS (BASE END) TO THE UNION TEE ON THE MAIN FRAME



**9421 TWO SECTION FOLDING DRILL
SERVICE PARTS**

89

WING FRAME ROW MARKER HYDRAULICS

ITEM	NUMBER	QTY	DESCRIPTION
1	SN4195011		HOSE, 1/4" X 195"L, 9/16"-14 F/ENDS (20' MODEL)
	SN4187011		HOSE, 1/4" X 187"L, 9/16"-14 F/ENDS (25' MODEL)
	SN4248011		HOSE, 1/4" X 248" L, 9/16"-18 F/ENDS (30' MODEL)
2	SN4195011		HOSE, 1/4" X 195"L, 9/16"-14 F/ENDS (20' MODEL)
	SN4219011		HOSE, 1/4" X 219"L, 9/16"-14 F/ENDS (25' MODEL)
	SN4215011		HOSE, 1/4" X 215"L, 9/16"-18 F/ENDS (30' MODEL)
3	SN3984		HEX BOLT, 3/8"-16 X 1 1/4", GR 5, Y/D
4	SN176		LOCK WASHER, 3/8" SPLIT TYPE MED, Y/D
5	SN5302		PIPE CLAMP, 3/8" BOLT HOLE
6	SN3164		ROLL PIN, 5/16" X 2" SPIRAL MEDIUM
7	SN5339		PIN, 1" X 4 1/16" (3"), Y/D
8	SN6633		CYLINDER, 3" X 20" (30 1/4" CPC) ORB (*VERSION 1, PRIOR TO 8/28/03)
	SN12024		CYLINDER, 3" X 20" (30 1/4" CPC) ORB CROSS, 3000 PSI (*VERSION 2, 8/28/03 & LATER)
9	SN6935		90 DEGREE STRAIGHT THD ELBOW 9/16"-18 M.F. X 3/4"-16 OR
10	SN10032		CYLINDER STOP, MARKER
11	SN5201		BALL LOCK PIN, 3/8" X 3" (2 5/8")

NOTE: *WHEN ORDERING HYDRAULIC CYLINDER COMPONENTS, NOTE THE PART NUMBER AND THE CYLINDER PSI. (LOCATED ON THE CYLINDER DECAL) AS THEY CONTAIN DIFFERENT COMPONENTS. OLDER CYLINDERS WERE 2500 PSI. AND THE NEWER CYLINDERS ARE 3000 PSI. IDENTIFYING THE PART # OF THE CYLINDER IS EXTREMELY IMPORTANT WHEN ORDERING PARTS TO ENSURE PROPER OPERATION OF THE HYDRAULIC CYLINDER.

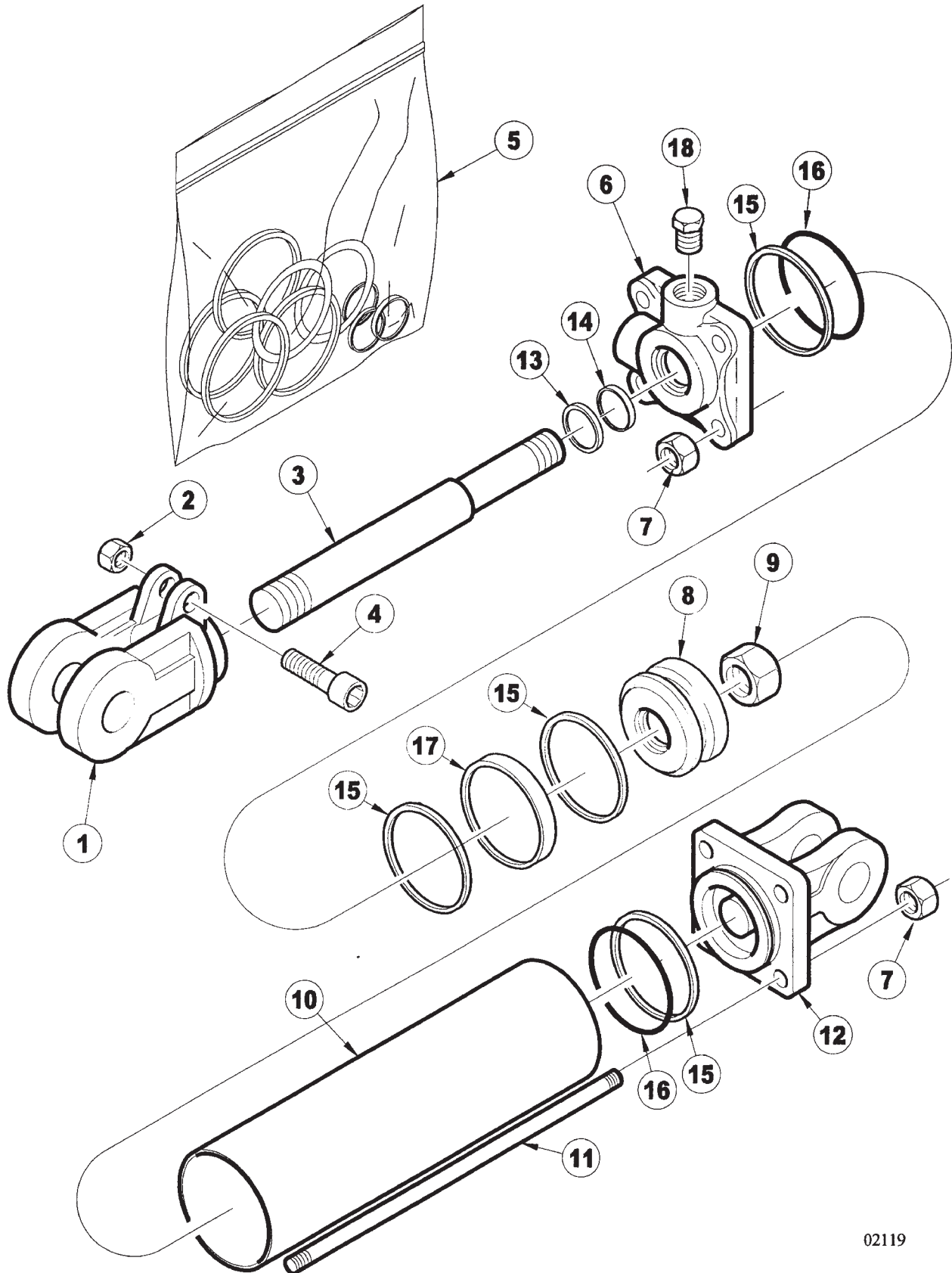
WARNING

THESE PARTS ARE IMPORTANT TO THE SAFETY OF THIS EQUIPMENT AND THOSE WHO OPERATE IT. USE ONLY EXACT REPLACEMENT PARTS TO PREVENT HYDRAULIC FAILURE. BEFORE REPLACING THESE PARTS, REVIEW AND FOLLOW THE INSTRUCTIONS IN THE SAFETY AND OPERATING SECTIONS OF THIS MANUAL.

I0005504
PR: t05g30m51b0040

9421 TWO SECTION FOLDING DRILL
SERVICE PARTS

3" X 20" HYDRAULIC CYLINDER 6633R
(VERSION 1, PRIOR TO 8/28/03)



**9421 TWO SECTION FOLDING DRILL
SERVICE PARTS**

91

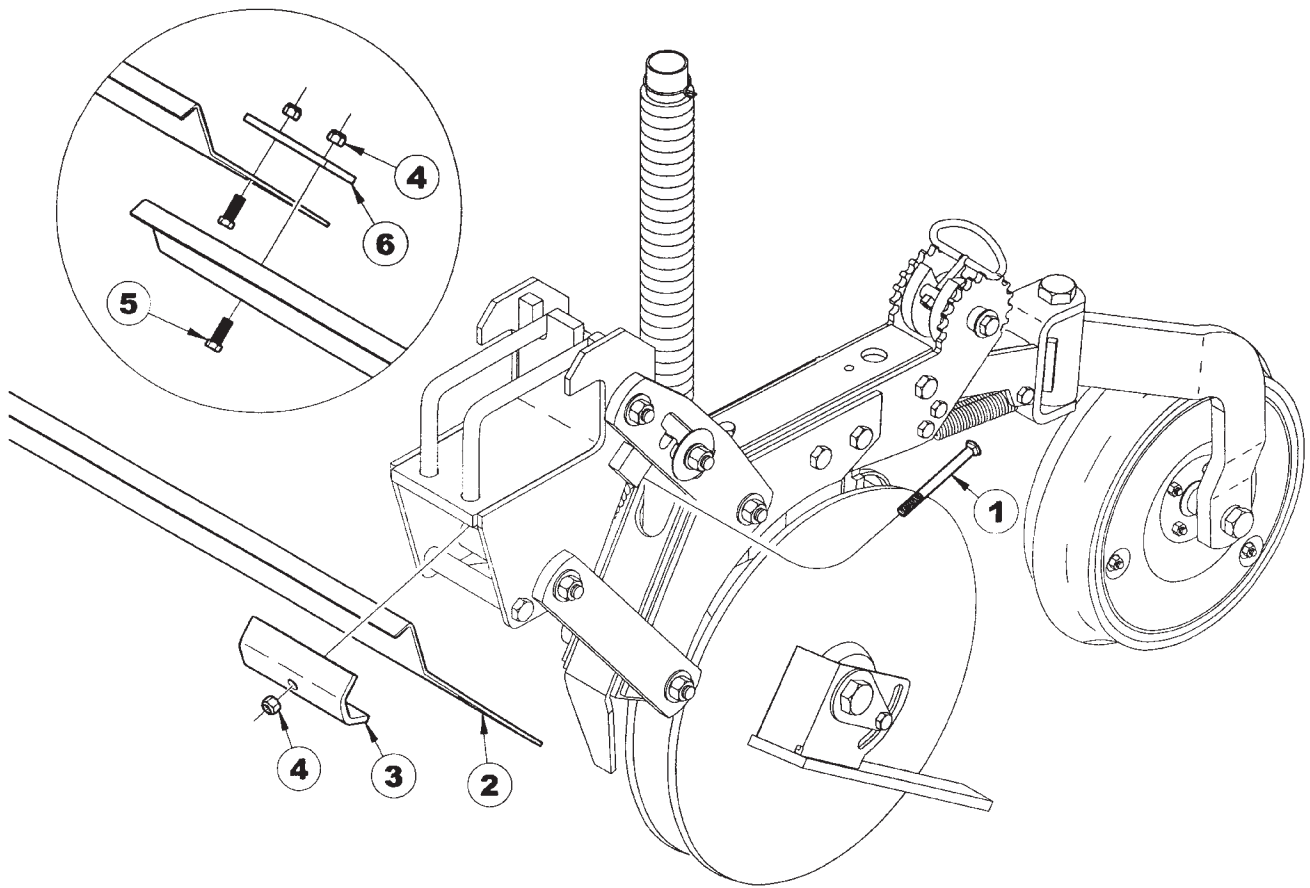
**3" X 20" HYDRAULIC CYLINDER 6633R
(VERSION 1, PRIOR TO 8/28/03)**

ITEM	NUMBER	QTY	DESCRIPTION
1	SN8610-1		CLEVIS, 1 1/4" THREADS, 1" PIN W/BUSHING,CROSS
2	SN8671-1		CAPSCREW NUT, 5/16" THREADS CROSS
3	SN8878-1		ROD, 1 1/4" DIA, 20" CROSS
4	SN8631-1		CAPSCREW, CROSS
5	SN8762-1		SEAL KIT, 3", 1 1/4" ROD, CROSS
6	SN8722-10		HEAD, 3", 1 1/4" ROD, CROSS (ORB)
7	SN8866-1		TIE ROD NUT, 1/2"-13 UNC CROSS
8	SN8711-1		PISTON, 3" W/3/4" HOLE CROSS
9	SN8681-1		PISTON NUT, 3/4" CROSS
10	SN8806-1		TUBE, 3" X 20" CROSS
11	SN8872-1		TIE ROD BOLT, 3" X 20", CROSS
12	SN8701-10		BASE, 3" (ORB) CROSS
13			* WIPER
14			* U-CUP
15			* BACKUP
16			* O-RING
17			* TEFLON RING
18	SN4458		PLUG, 3/4"-16 O.R.
	SN6633		CYLINDER, 3" X 20" (30 1/4" CPC) ORB CROSS (VERSION 1, PRIOR TO 8/28/03)

NOTE: * AVAILABLE IN THE SEAL KIT ONLY.
WHEN ORDERING HYDRAULIC CYLINDER
COMPONENTS, NOTE THE PART NUMBER AND THE
CYLINDER PSI. (LOCATED ON THE CYLINDER
DECAL) AS THEY CONTAIN DIFFERENT
COMPONENTS. OLDER CYLINDERS WERE 2500
PSI. AND THE NEWER CYLINDERS ARE 3000
PSI. IDENTIFYING THE PART # OF THE
CYLINDER IS EXTREMELY IMPORTANT WHEN
ORDERING PARTS TO ENSURE PROPER
OPERATION OF THE HYDRAULIC CYLINDER.

I0002119
PR: t05g30m51b0041

OPENER SHIELD ASSEMBLY



**9421 TWO SECTION FOLDING DRILL
SERVICE PARTS**

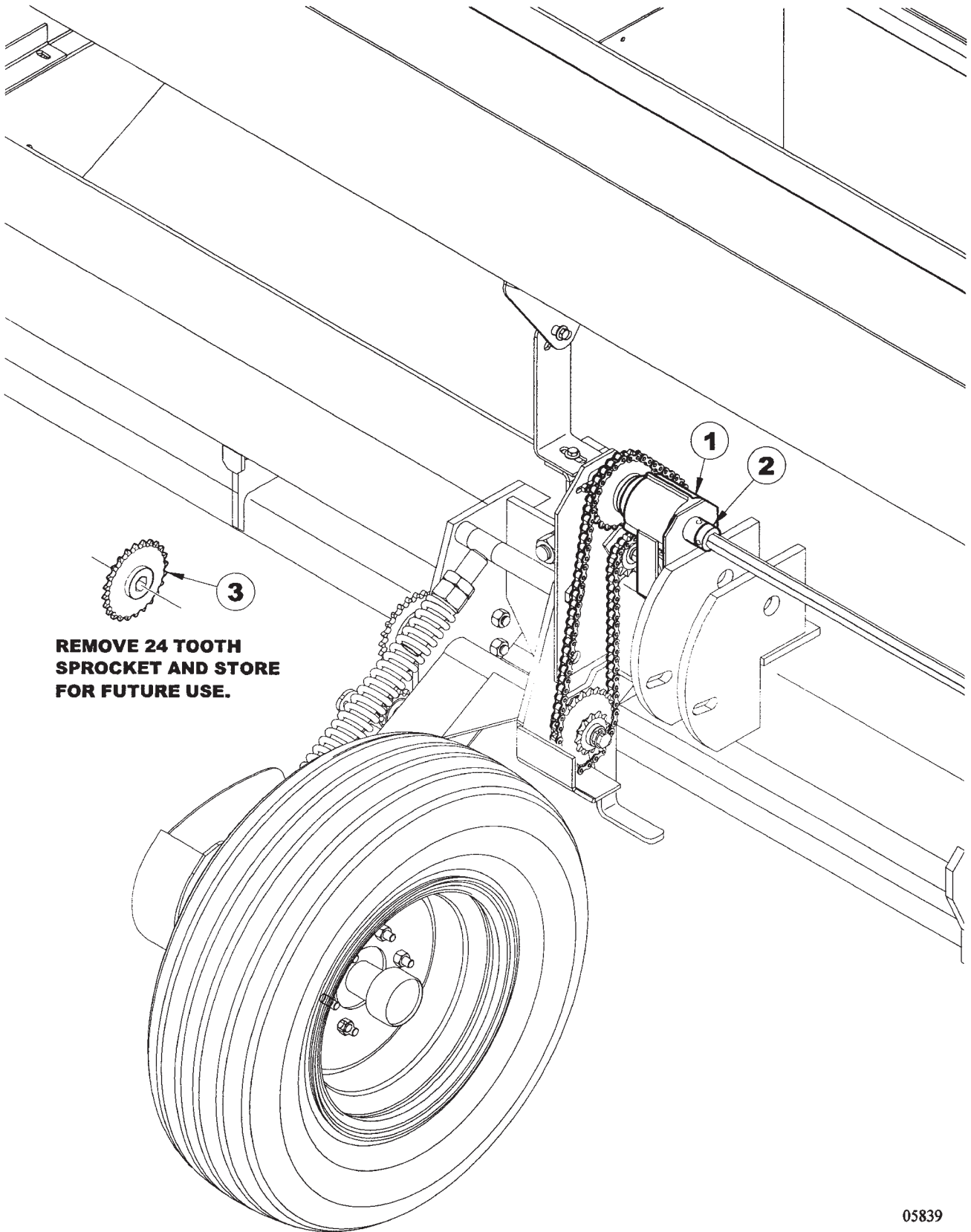
93

OPENER SHIELD ASSEMBLY

ITEM	NUMBER	QTY	DESCRIPTION
1	SN6682		CARRIAGE BOLT, 3/8"-16 X 4 1/4"
2	SN7223		OPENER SHIELD, 5'
	SN7224		OPENER SHIELD, 7.5'
3	SN7221		MOUNTING CLIP
4	SN3567		LOCK NUT, 3/8"-16 HEX NYLON INSERT
5	SN178		HEX BOLT, 3/8"-16 X 1", GR 5, Y/D
6	SN7222		TIE STRAP
	SN7228		OPENER SHIELD ASSY, 20' DRILL
	SN9784		OPENER SHIELD ASSY, 25' DRILL
	SN7229		OPENER SHIELD ASSY, 30' DRILL

I0004995
PR: t05g30m51b0042

ELECTRIC CLUTCH KIT



**9421 TWO SECTION FOLDING DRILL
SERVICE PARTS**

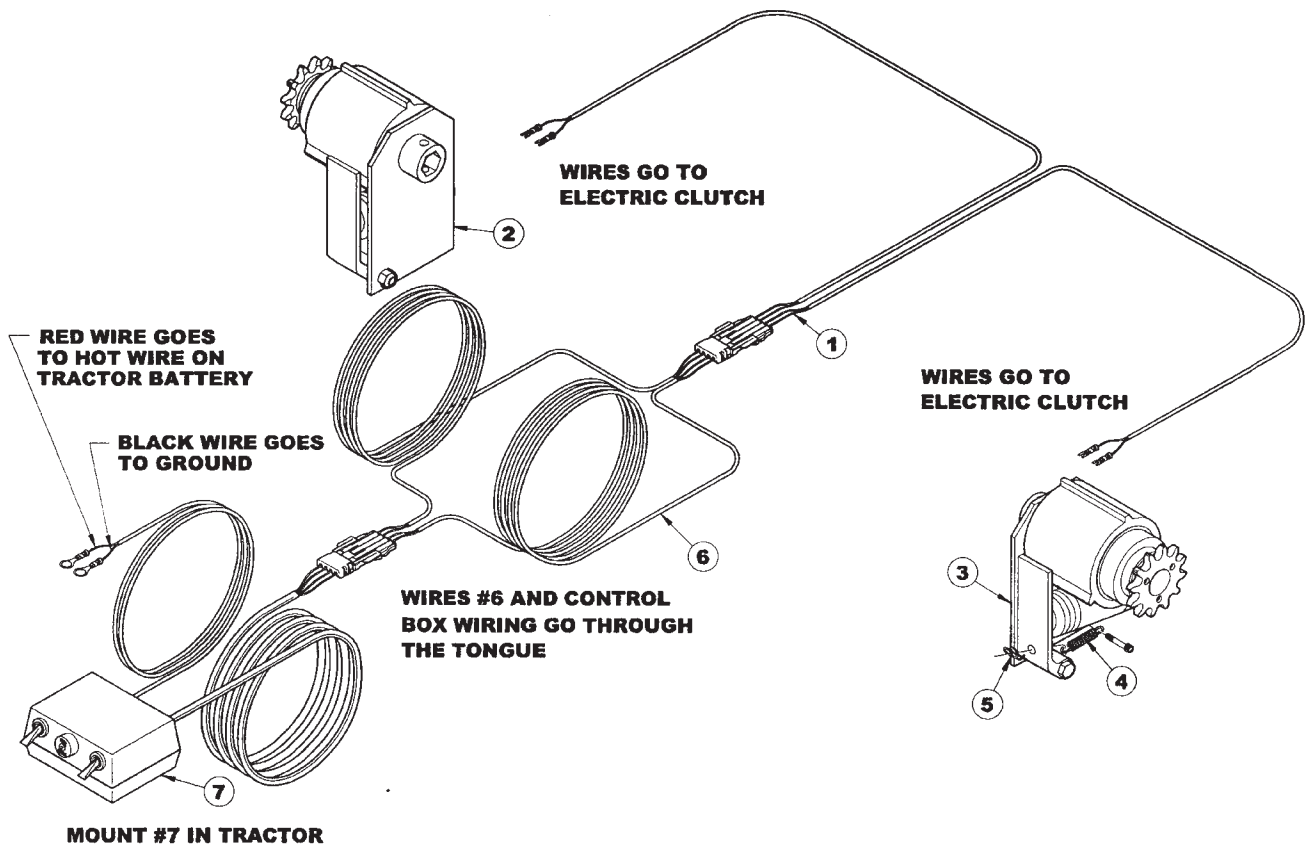
95

ELECTRIC CLUTCH KIT

ITEM	NUMBER	QTY	DESCRIPTION
1	SN10055		CLUTCH, RIGHT
	SN10056		CLUTCH, LEFT
2	SN9083		KLIK PIN, 1/4" DIA X 2 1/8"
3	SN9079		SPROCKET, 24 TOOTH, 7/8" HEX BORE

I0005839
PR: t05g30m51b0043

ELECTRIC CLUTCH KIT ASSEMBLY



9421 TWO SECTION FOLDING DRILL
SERVICE PARTS

97

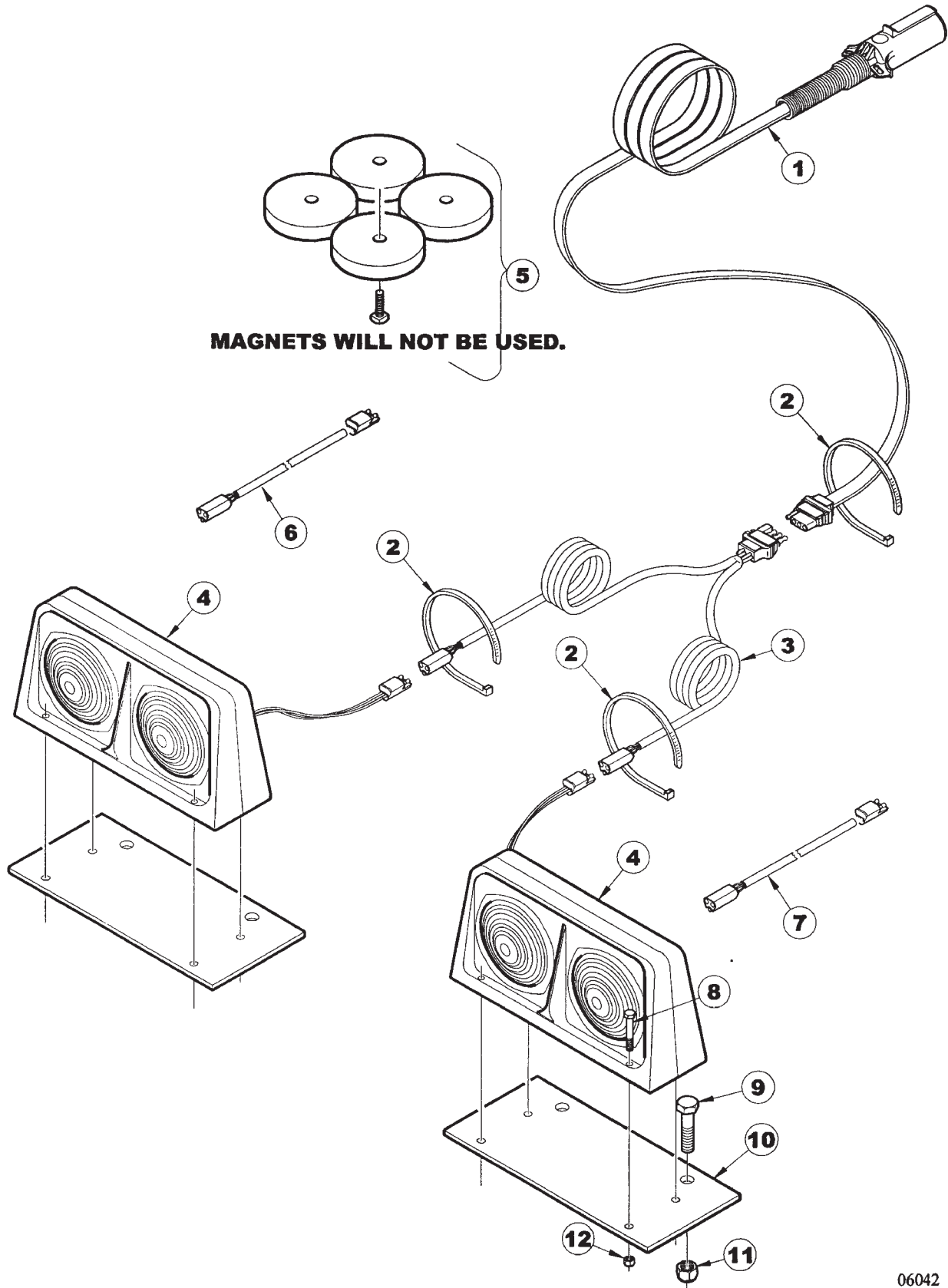
ELECTRIC CLUTCH KIT ASSEMBLY

ITEM	NUMBER	QTY	DESCRIPTION
1	SN10050		HARNESS, EXTENSION 20'
2	SN10055		CLUTCH, RIGHT
3	SN10056		CLUTCH, LEFT
4	SN10053		EXTENSION SPRING
5	SN10054		CLIP
6	SN10051		HARNESS, PLANTER
7	SN10052		CONTROL BOX ASSY
	SN9874		CLUTCH KIT, SINGLE
	SN9875		CLUTCH KIT, DOUBLE

I0005711
PR: t05g30m51b0044

9421 TWO SECTION FOLDING DRILL
SERVICE PARTS

LIGHT KIT ASSEMBLY



**9421 TWO SECTION FOLDING DRILL
SERVICE PARTS**

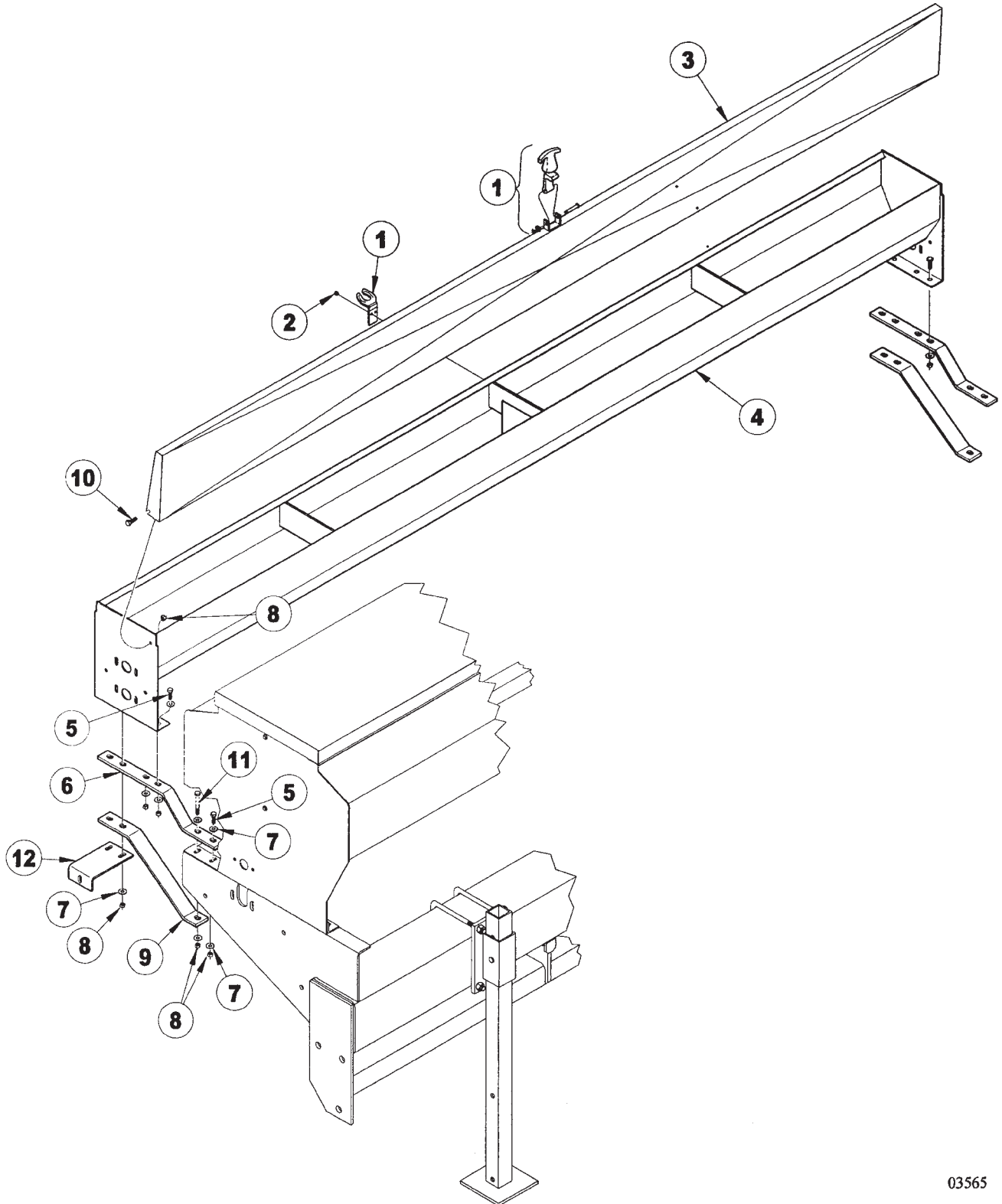
99

LIGHT KIT ASSEMBLY

ITEM	NUMBER	QTY	DESCRIPTION
1	SN5846		HARNESS, 25' STR SEC, SHIELDED FESTOON CABLE W/CONN
2	SN2587		PLASTIC HOSE STRAP, 21 1/2" L
3	SN5847		HARNESS, 15' WISHBONE W/FLAT & TRIANGULAR CONNECTOR
4	SN5844		DUAL LAMP, AMBER FT/REAR & RED REAR, RIGHT
	SN5845		DUAL LAMP, AMBER FT/REAR & RED REAR,LEFT
5	SN5857		MAGNET KIT
6	SN5849		HARNESS, 5' EXTENSION W/TRIAN-GULAR CONNECTORS, LEFT
7	SN5848		HARNESS, 5' EXTENSION W/TRIAN-GULAR CONNECTORS, RIGHT
8	SN2750		HEX BOLT, 1/4"-20 X 1 1/4", GR 2, Y/D
9	SN1823		HEX BOLT, 1/2"-13 X 1 1/4", GR 5, Y/D
10	SN9410		LIGHT BRACKET
11	SN2096		LOCK NUT, 1/2"-13 HEX NYLON INSERT
12	SN3881		LOCK NUT, 1/4"-20 HEX NYLON INSERT, GR 2, Y/D
	SN5838		LIGHT KIT WITH HARDWARE (INCLUDES ITEMS 1-5)

I0006042
PR: t05g30m51b0045

GRASS SEEDER HOPPER ASSEMBLY (OPTIONAL)



9421 TWO SECTION FOLDING DRILL

101

SERVICE PARTS

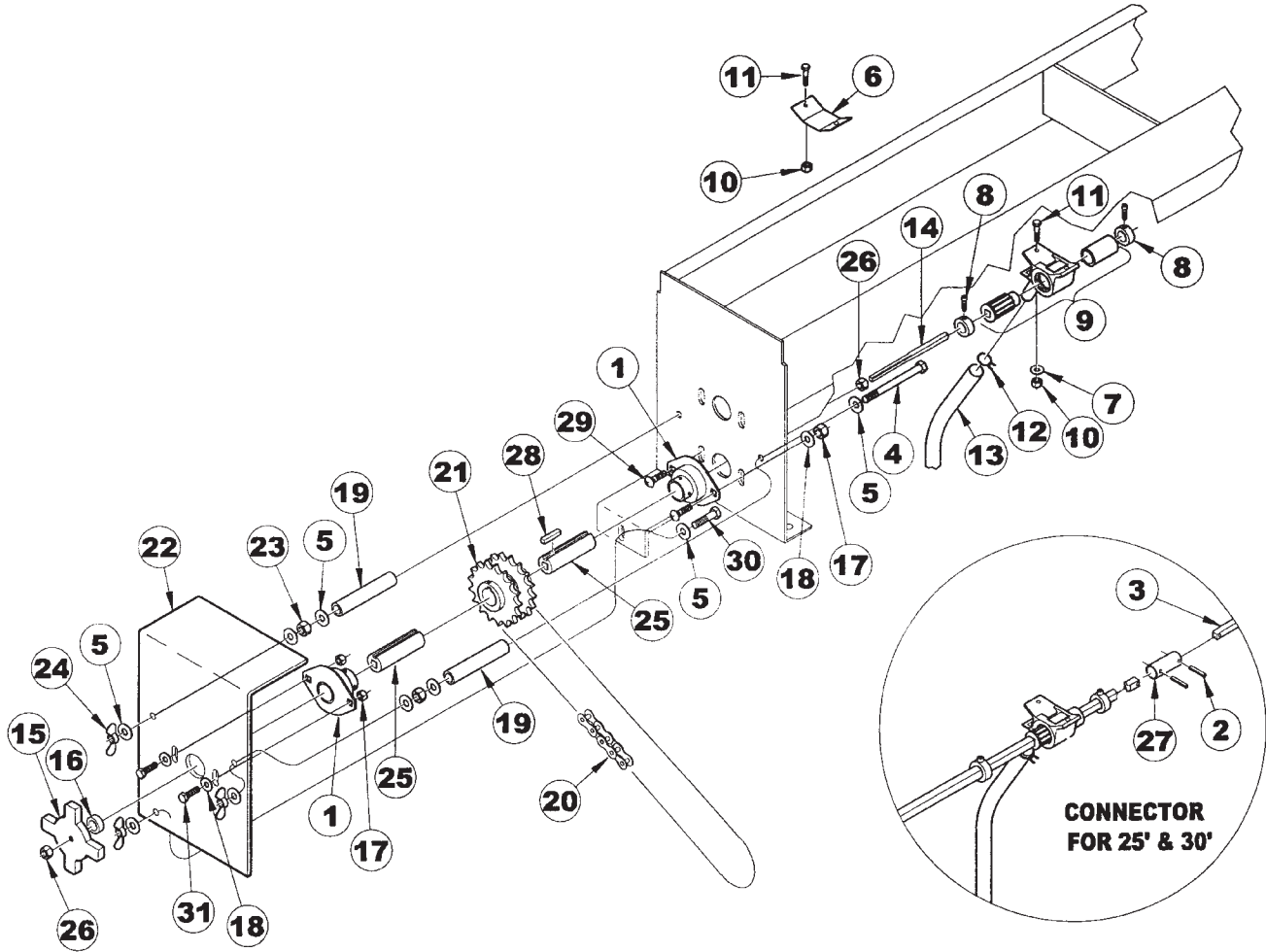
GRASS SEEDER HOPPER ASSEMBLY (OPTIONAL)

ITEM	NUMBER	QTY	DESCRIPTION
1	SNA0007		HOPPER LATCH ASSEMBLY
2	SNDR12034		RIVET, 3/16" X 1/4"
3	SN9930R		HOPPER LID, 12' GRASS SEED (25')
	SNBP10065		HOPPER LID, 7 1/2' GRASS SEED (30')
	SNBP10076		HOPPER LID, 10' GRASS SEED (20' SHOWN)
4	SN9931R		HOPPER BOX, 12' GRASS SEED (25')
	SNBP10296		HOPPER BOX, 7 1/2' GRASS SEED (30')
	SNBP10074		HOPPER BOX, 10' GRASS SEED (20' SHOWN)
5	SN175		HEX BOLT, 3/8"-16 X 1 1/2", GR 5, Y/D
6	SNBP10030		BRACKET, UPPER GRASS ATTACHMENT
7	SN317		FLAT WASHER, 3/8", Y/D
8	SN3567		LOCK NUT, 3/8"-16 HEX NYLON INSERT, GR 2, Y/D
9	SNBP10031		BRACKET, LOWER GRASS ATTACHMENT
10	SN178		HEX BOLT, 3/8"-16 X 1", GR 5, Y/D
11	SNFK150221		HEX BOLT, 3/8"-16 X 5" GR 5, Y/D
12	SN7956		BRACKET, LOWER CHAIN GUARD

I0003565
PR: t05g30m51b0046

9421 TWO SECTION FOLDING DRILL
SERVICE PARTS

GRASS SEEDER SHAFT ASSEMBLY



**9421 TWO SECTION FOLDING DRILL
SERVICE PARTS**

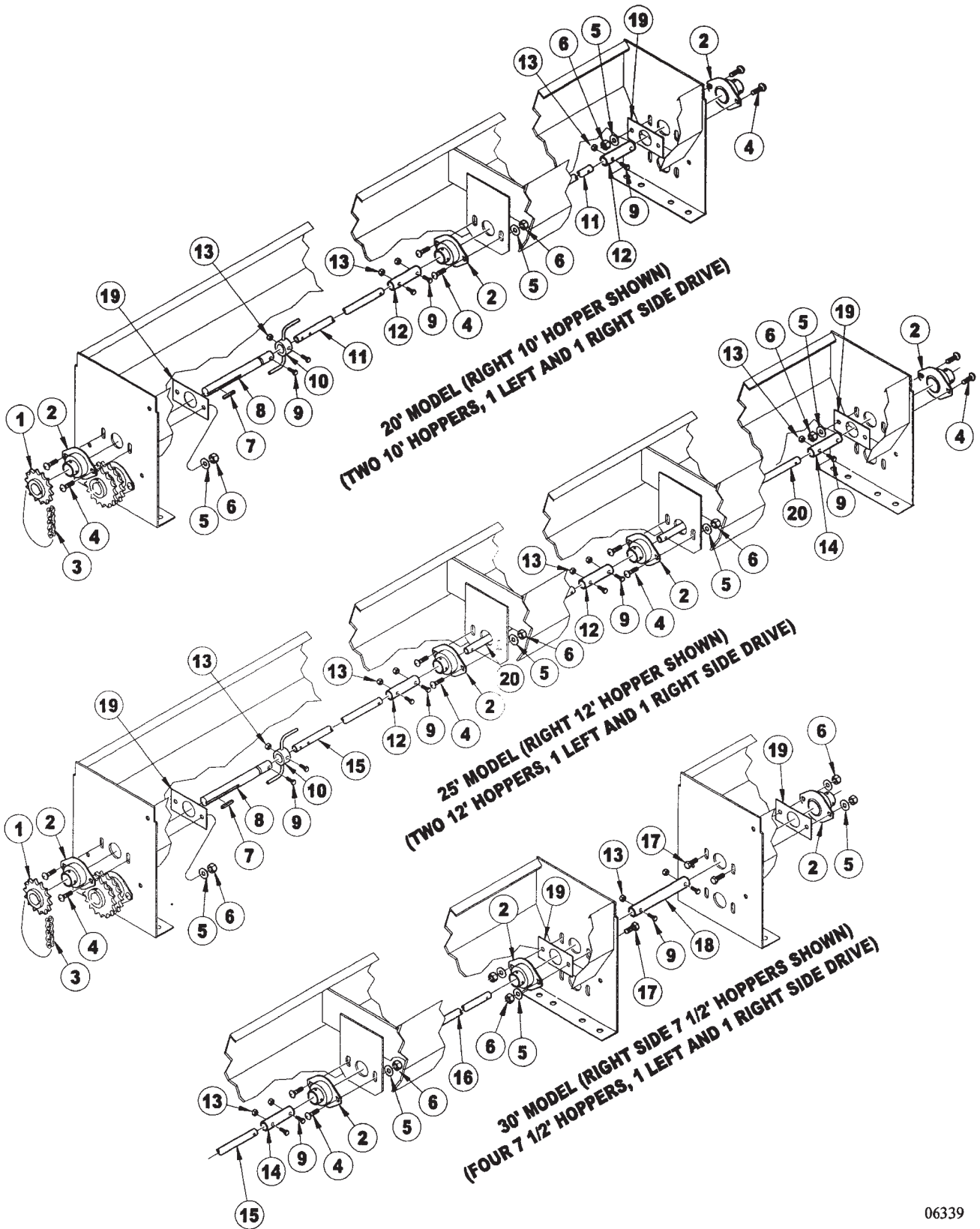
103

GRASS SEEDER SHAFT ASSEMBLY

ITEM	NUMBER	QTY	DESCRIPTION
1	SNDR30009		BEARING, 1" LFST
2	SNFK150189		ROLL PIN, 1/8" X 1 1/4" (25' & 30')
3	SN9934		SHAFT, 60", 3/8" SQ, Y/D (25')
	SN6694		SHAFT, 88 1/4", 3/8" SQ, Y/D (30')
4	SN7952		HEX BOLT, 3/8"-16 X 5 1/2", GR 5, Y/D
5	SN317		FLAT WASHER, 3/8", Y/D
6	SNBP10041		PLUG, SEED METER
7	SN506		FLAT WASHER, 1/4", Y/D
8	SNDR12006		LOCKING COLLAR, 9/16"
9	SNA0119		SEED METER ASSEMBLY, GRASS SEED
10	SN3881		LOCK NUT, 1/4"-20 HEX NYLON INSERT, GR 2, Y/D
11	SNDR10025		HEX BOLT, 1/4"-20 X 5/8", GR 5, Y/D
12	SNDR12003		CLAMP, GRASS SEED TUBE
13	SNDR20005		SEED TUBE, .875" OD X .625" ID, 125"W, 48" L
14	SN6694		SHAFT, 88 1/4", 3/8" SQ, Y/D (30')
	SN7953		SHAFT, 96 1/2", 3/8" SQ, Y/D (25' & 30')
	SN7954		SHAFT, 126 1/2", 3/8" SQ, Y/D (20')
15	SNB1142		ADJUSTMENT KNOB, Y/D
16	SN6713		SPACER, 1.00" OD X .563" ID, 1" L, Y/D
17	SN6378		LOCK NUT, 5/16" HEX NYLON INSERT GR 5, Y/D
18	SN6377		FLAT WASHER, 5/16" Y/D
19	SN7955R		SPACER, .750" OD X .437 ID, 4" L
20	SN6711		CHAIN, 48 1/8" W/HALF LINK NO. 50
21	SN6710		SPROCKET, DOUBLE (2) 17 TOOTH, 1" BORE #50 CHAIN
22	SN7957		CHAIN GUARD BEARING BRACKET, RIGHT GRASS SEEDER (SHOWN)
	SN7958		CHAIN GUARD BEARING BRACKET, LEFT GRASS SEEDER
23	SN177		HEX NUT, 3/8"-16 FULL, GR 2, Y/D
24	SNDR10506		WING NUT, 3/8"-16, Y/D
25	SN6569		BUSHING, KEYED 1" OD X .380" SQ ID, 2 1/2" L, Y/D
26	SN159		JAM NUT, 1/2"-13, GR 2, Y/D
27	SN6695		CONNECTOR, METER SHAFT (3/8")(25' & 30')
28	SNDR41509		KEY, 1/4" X 1 1/4" SPROCKET
29	SN6376		CARRIAGE BOLT, 5/16"-18 X 1" GR 5, Y/D
30	SN3984		HEX BOLT, 3/8"-16 X 1 1/4", GR 5, Y/D
31	SN3722		HEX BOLT, 5/16"-18 X 1", GR 5, Y/D

I0006338
PR: t05g30m51b0047

GRASS SEEDER AGITATOR ASSEMBLY



**9421 TWO SECTION FOLDING DRILL
SERVICE PARTS**

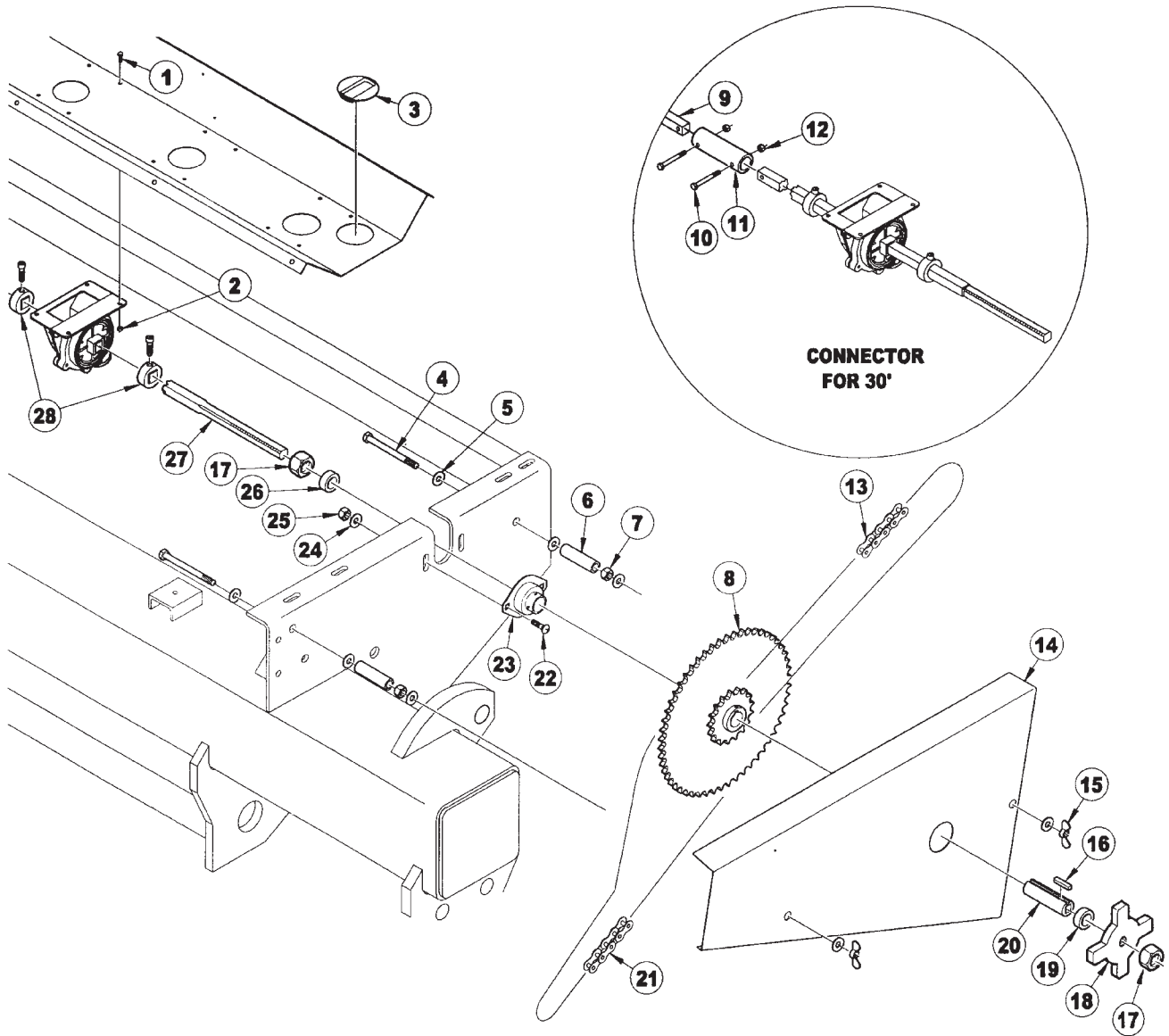
105

GRASS SEEDER AGITATOR ASSEMBLY

ITEM	NUMBER	QTY	DESCRIPTION
1	SN6714		SPROCKET, 14 TOOTH, 1" BORE #50 CHAIN
2	SNDR30009		BEARING, 1" LFST
3	SN6709		CHAIN, 16 7/8" NO. 50
4	SN6376		CARRIAGE BOLT, 5/16"-18 X 1" GR 5,Y/D
5	SN6377		FLAT WASHER, 5/16" Y/D
6	SN6378		LOCK NUT, 5/16" HEX NYLON INSERT GR 5, Y/D
7	SNDR41509		KEY, 1/4" X 1 1/4" SPROCKET
8	SN6699		AGITATOR SHAFT, 7 3/8", Y/D
9	SN2486		HEX BOLT, 1/4"-20 X 1 1/2", GR 2,Y/D
10	SN6703		AGITATOR
11	SN6696		AGITATOR SHAFT, 55 1/2" (20')
	SN6697		AGITATOR SHAFT, 43 3/8" (25')
12	SN6701		AGITATOR CONNECTOR, 5 1/8", Y/D
13	SN3881		LOCK NUT, 1/4"-20 HEX NYLON INSERT, GR 2, Y/D
14	SN6702		AGITATOR CONNECTOR, 3 3/4", Y/D
15	SN6697		AGITATOR SHAFT, 43 3/8"
16	SN6698		AGITATOR SHAFT, 40 1/16"
17	SN3722		HEX BOLT, 5/16"-18 X 1", GR 5, Y/D
18	SN6700		AGITATOR CONNECTOR, 7 1/2", Y/D
19	SN7459		BEARING PLATE, AGITATOR
20	SN9932R		AGITATOR SHAFT, 46 1/2"

I0006339
PR: t05g30m51b0048

DRILL SHAFT ASSEMBLY WHEN USING GRASS
SEEDER



**9421 TWO SECTION FOLDING DRILL
SERVICE PARTS**

107

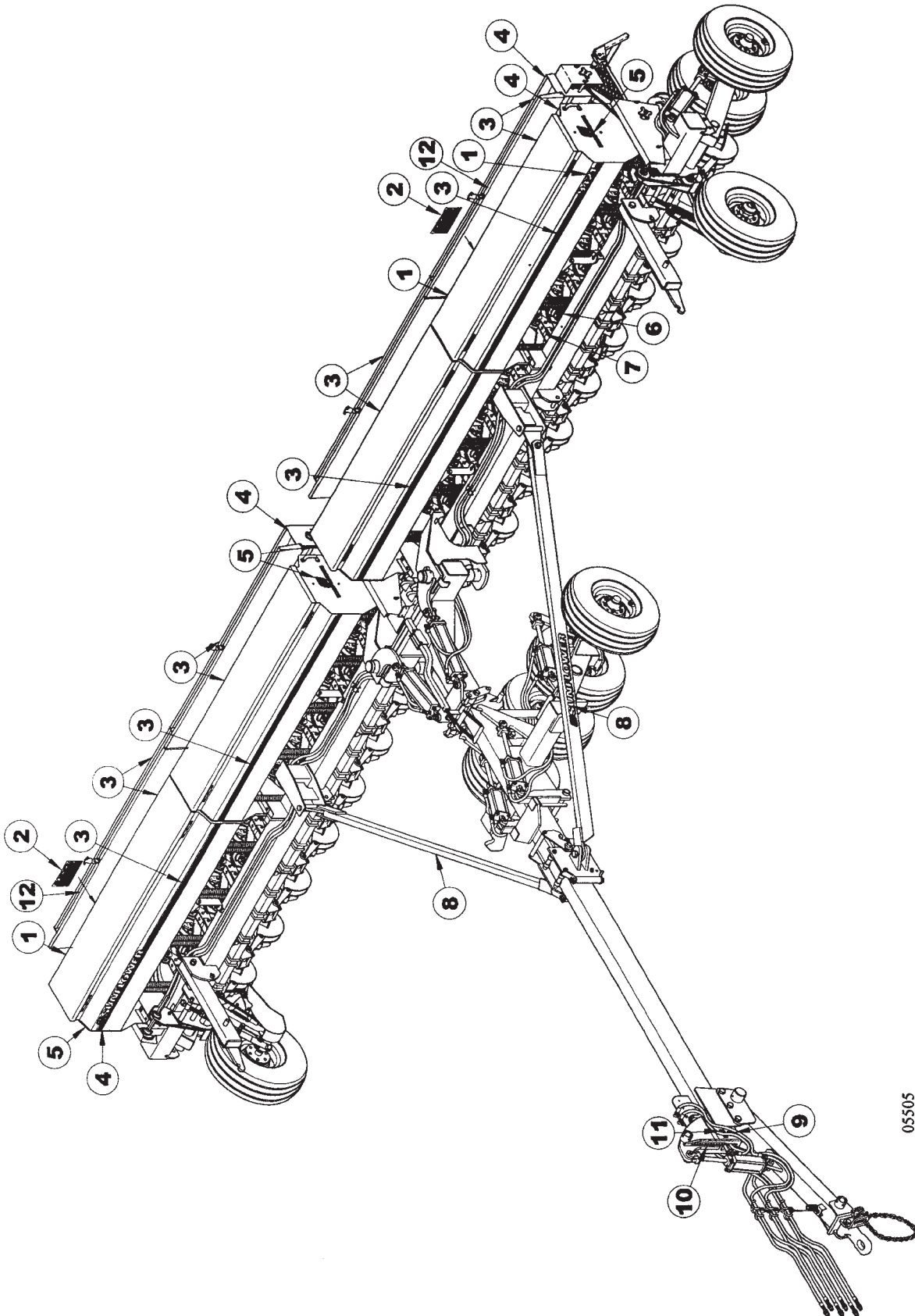
**DRILL SHAFT ASSEMBLY WHEN USING GRASS
SEEDER**

ITEM	NUMBER	QTY	DESCRIPTION
1	SN9076		HEX BOLT, NO. 10-24 X 1/2",GR 2, Y/D
2	SN10326		NUT, 10-24 UNC HEX HEAD W/LOCKWASHER
3	SNDR12017		PLUG, SEED METER
4	SNDR10026		HEX BOLT, 3/8"-16 X 4" GR 5, Y/D
5	SN317		FLAT WASHER, 3/8", Y/D
6	SNB2620		SPACER, .750" OD X .500" ID, .125"WALL, 2 5/8" L
7	SN177		HEX NUT, 3/8"-16 FULL, GR 2, Y/D
8	SN6707		SPROCKET, DOUBLE (1) 54 TOOTH (1) 17 TOOTH, 1" BORE #50 CHAIN
9	SNB1599		SHAFT, 88 1/4", 5/8" SQ, Y/D
10	SN1550		HEX BOLT, 1/4"-20 X 2", GR 2 Y/D
11	SN9189		CONNECTOR, METER SHAFT, 5" L
12	SN3881		LOCK NUT, 1/4"-20 HEX NYLON INSERT, GR 2, Y/D
13	SN6711		CHAIN, 48 1/8" W/HALF LINK NO. 50
14	SN9394		CHAIN GUARD, LEFT (SHOWN)
	SN9393		CHAIN GUARD, RIGHT
15	SNDR10506		WING NUT, 3/8"-16, Y/D
16	SNDR41509		KEY, 1/4" X 1 1/4" SPROCKET
17	SN1243		JAM NUT, 3/4"-10 HEX, GR 2, Y/D
18	SNB1540		ADJUSTMENT KNOB, Y/D
19	SNBT10275		SPACER, 1.250" OD X .781" ID, .234"WALL, 15/32" L, Y/D
20	SNDR41506		BUSHING, KEYED 1.000"OD X .630"SQ ID, 3 1/4" L, Y/D
21	SN9414		CHAIN, 61 7/8" L NO. 50
22	SN6376		CARRIAGE BOLT, 5/16"-18 X 1" GR 5,Y/D
23	SNDR30009		BEARING, 1" LFST
24	SN6377		FLAT WASHER, 5/16" Y/D
25	SN6378		LOCK NUT, 5/16" HEX NYLON INSERT GR 5, Y/D
26	SN6704		SPACER, 1.250"OD X .875"ID,.188" W, 3/4" L
27	SN9188		SHAFT, 124 3/4", 5/8" SQ, Y/D (20')
	SN9433		SHAFT, 154 3/4", 5/8" SQ, Y/D (25')
	SNB1598		SHAFT, 94", 5/8" SQ, Y/D (30')
28	SN6581		LOCKING COLLAR, 1 1/2" OD X .6325 SQ. W/CAP SCREW

I0006345
PR: t05g30m51b0049

9421 TWO SECTION FOLDING DRILL
SERVICE PARTS

DECAL PLACEMENT



**9421 TWO SECTION FOLDING DRILL
SERVICE PARTS**

109

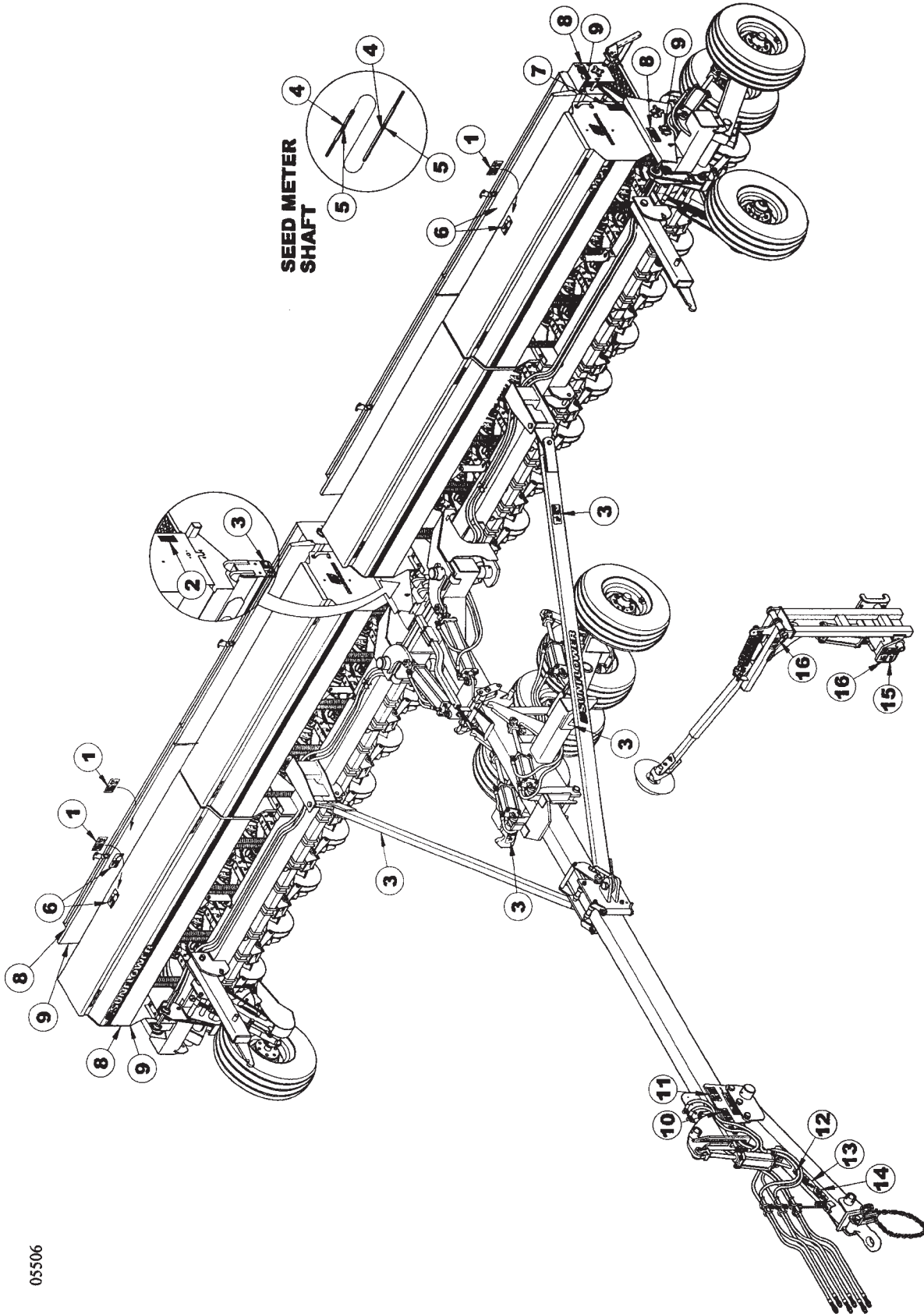
DECAL PLACEMENT

ITEM	NUMBER	QTY	DESCRIPTION
1	SN997705		9421 DECAL
2	SN997327		SEED CHART DECAL, GRAIN DRILL
3	SN997707		STRIPE, 2 1/8" X 76"L, YELLOW/BLACK
4	SN997701		SUNFLOWER/GRAIN DRILLS DECAL
5	SN997708		SUNFLOWER DECAL - END PANEL
6	SN997407		DEPTH DECAL
7	SN997459		PATENT DECAL, #5,626,196 (ALL PURPOSE OPENER)
8	SN997002		SUNFLOWER DECAL
9	SN997246		FEMA DECAL
10	SN997426		LEVEL INDICATOR, A-K
11			SERIAL NUMBER PLATE
12	SN997326		SEED CHART DECAL, GRASS SEED

I0005505
PR: t05g30m51b0050

9421 TWO SECTION FOLDING DRILL
SERVICE PARTS

SAFETY SIGN PLACEMENT



**9421 TWO SECTION FOLDING DRILL
SERVICE PARTS**

111

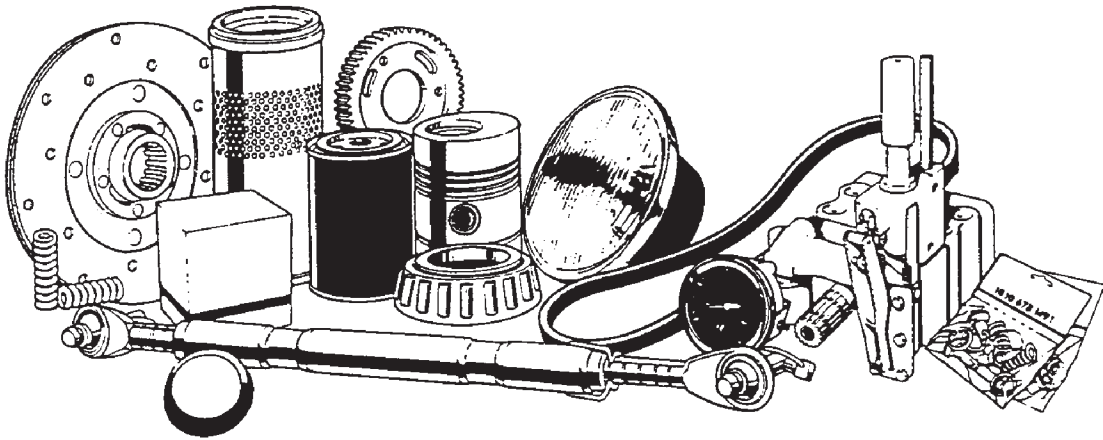
SAFETY SIGN PLACEMENT

ITEM	NUMBER	QTY	DESCRIPTION
1	SN997325		WARNING - CHEMICAL HAZARD
2	SN997040		RED REFLECTIVE TAPE
3	SN997322		DANGER - FRAME PINCH POINT
4	SN997339		RED REFLECTIVE TAPE, 1/2" X 3" L
5	SN997340		YELLOW REFLECTIVE TAPE, 1/2" X 3" L
6	SN997320		WARNING - FALLING HAZARD
7	SN997041		AMBER REFLECTIVE TAPE
8	SN997319		WARNING - MOVING PART HAZARD
9	SN997321		WARNING - GUARD MISSING
10	SN997043		READ OPERATORS MANUAL
11	SN997311		HIGH PRESSURE FLUID HAZARD
12	SN997318		WARNING - 20 MPH MAX TRANSPORT SPEED
13	SN997074		UNHITCHING HAZARD
14	SN997048		FASTEN SAFETY CHAIN
15	SN997323		DANGER - ELECTROCUTION HAZARD
16	SN997324		DANGER - OVERHEAD MARKER HAZARD

I0005506
PR: t05g30m51b0051

RECOMMENDED DEALER STOCK

RECOMMENDED DEALER'S STOCK



**9421 TWO SECTION FOLDING DRILL
RECOMMENDED DEALER LIST**

113

RECOMMENDED DEALER STOCK

ITEM	NUMBER	QTY	DESCRIPTION
-	SN10296	1	* SPRING, 2.1875" OD X 1.4375" ID X
-	SN7773	1	14" BLADE, 4 BOLT, .138" THICK .78"
-	SN3686	1	8 BOLT HUB ASSEMBLY
-	SNDR41517	1	ACREMETER, 9.5L/11L-15 X 20'
-	SN9421	1	ACREMETER, 9.5L/11L-15 X 25'
-	SNDR41518	1	ACREMETER, 9.5L/11L-15 X 30'
-	SNB1540	1	ADJUSTMENT KNOB, Y/D
-	SN776	1	BEARING (L44643)
-	SN1606	1	BEARING (LM67048)
-	SN3683	1	BEARING(LM603049)
-	SN6675	1	CHAIN, 13" W/S-HOOK
-	SN9875	1	CLUTCH KIT, DOUBLE
-	SN9874	1	CLUTCH KIT, SINGLE
-	SN10056	1	CLUTCH, LEFT
-	SN10055	1	CLUTCH, RIGHT
-	SN5844	1	DUAL LAMP, AMBER FT/REAR & RED REAR,
-	SN5845	1	DUAL LAMP, AMBER FT/REAR & RED REAR,LEFT
-	SN7779	1	DUST CAP, 1.986" OD X .032" TH Y/D
-	SN1610	1	DUST CAP, 2.448" OD, Y/D
-	SN7780	1	FOUR BOLT HUB W/CUPS & ZERK
-	SN5847	1	HARNESS, 15' WISHBONE W/FLAT &
-	SN5846	1	HARNESS, 25' STR SEC, SHIELDED FESTOON
-	SN5848	1	HARNESS, 5' EXTENSION W/TRIAN-GULAR
-	SN5849	1	HARNESS, 5' EXTENSION W/TRIAN-GULAR
-	SN10050	1	HARNESS, EXTENSION 20'
-	SN10051	1	HARNESS, PLANTER
-	SN3302	1	HEX NUT, 1"-14 FULL SLOTTED GR 2, PLAIN
-	SN7778	1	HEX NUT, 1"-14 SLOTTED .531" TH GR 2,
-	SN3989	1	HEX NUT, 2"-4 1/2 FULL SLOTTED, GR 2,
-	SN7781	1	MARKER ARM DEPTH BAND
-	SN777	1	RACE (L44610)
-	SN3684	1	RACE (LM603011)
-	SN1605	1	RACE (LM67010)
-	SN7775	1	SEAL, SINGLE LIP
-	SNDR12016	1	SIGHT GLASS
-	SNBT10258	1	SMV BRACKET
-	SN7001	1	SMV EMBLEM
-	SN7825	1	SPINDLE, 1 1/4" X 8 5/8" (1"-14 UNS THD)
-	SN3687	1	SPINDLE, 2 1/4" X 14"

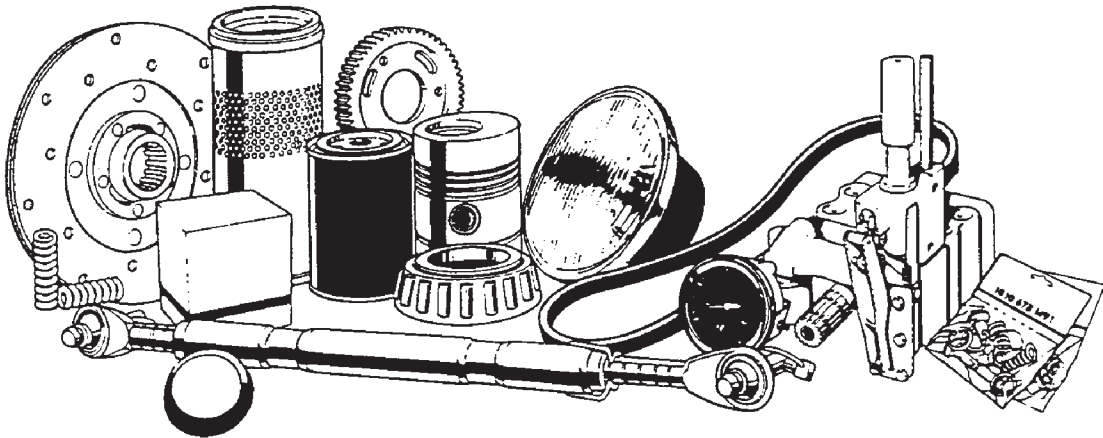
NOTE: THIS PARTS STOCK LIST
INDICATES THOSE ITEMS RECOMMENDED
TO SERVICE ONE UNIT.

CONTINUED

RDL
PR: t05g30m51b0052

RECOMMENDED DEALER STOCK

RECOMMENDED DEALER'S STOCK



**9421 TWO SECTION FOLDING DRILL
RECOMMENDED DEALER LIST**

115

RECOMMENDED DEALER STOCK

ITEM	NUMBER	QTY	DESCRIPTION
-	SN9136	1	SPINDLE, GAUGE WHEEL, 6 BOLT HUB
-	SN9388	1	SPRING, 1" OD X .73"ID, 6"L EXTENSION
-	SN4944	1	SPRING, 1.10" OD,.135 DIA, 3 1/2"
-	SN10325	1	SPRING,.105" WIRE DIA X 4 3/4" L
-	SN9078	1	SPROCKET, 12 TOOTH, 7/8" HEX BORE
-	SN9080	1	SPROCKET, 20 TOOTH, 7/8" HEX BORE
-	SN9079	1	SPROCKET, 24 TOOTH, 7/8" HEX BORE
-	SNDR40506	1	SPROCKET, 54 TOOTH, 1" BORE #50 CHAIN
-	SNDR80029	1	SPROCKET, IDLER
-	SN2355	1	STROKE CONTROL SEGMENTS, 1 1/2" DIAMETER
-	SN3301	1	TRIPLE LIP SEAL
-	SNDR56006	1	VALVE, 3/4-16 OR SEQUENCE
-	SN6934	1	VALVE, COUNTERBALANCE
-	SN6737	1	VALVE, LOCK
-	SN3303	1	WASHER, 1 1/32" ID X 1 3/4" ODX 1/8"
-	SN6514	12	CAP SCREW, 5/16"-18 X 3/4" BUTTON SOCKET
-	SNDR10508	12	LOCK NUT, 5/16"-18 HEX CENTER GR 2, Y/D
-	SNDR80011	12	WASHER, MACHINE
-	SNDR30022	2	BEARING, 1 1/2" BORE W/LOCK COLLAR
-	SNDR30009	2	BEARING, 1" LFST
-	SN9081	2	BEARING, 7/8" HEX BORE

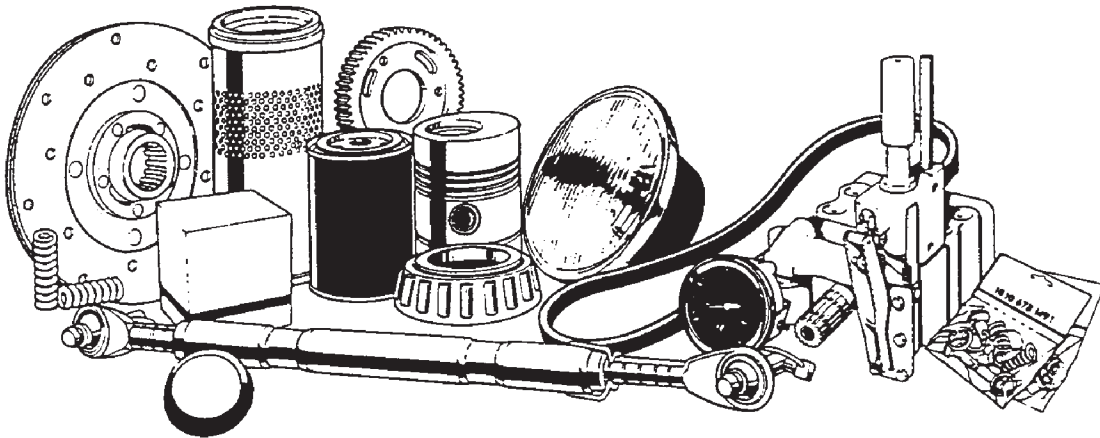
NOTE: THIS PARTS STOCK LIST
INDICATES THOSE ITEMS RECOMMENDED
TO SERVICE ONE UNIT.

CONTINUED

RDL
PR: t05g30m51b0052

RECOMMENDED DEALER STOCK

RECOMMENDED DEALER'S STOCK



**9421 TWO SECTION FOLDING DRILL
RECOMMENDED DEALER LIST**

117

RECOMMENDED DEALER STOCK

ITEM	NUMBER	QTY	DESCRIPTION
-	SN5935	2	BUSHING, 1" OD X 3/4" ID, 5/8" L (HARD)
-	SN7043	2	CLAMP BUSHING, 1" O.D. X .760" I.D.,
-	SN7029	2	CLAMP BUSHING, 4 21/32"
-	SN9102B	2	DEPTH CAM ASSEMBLY, ALL PURPOSE (ITEMS
-	SN10053	2	EXTENSION SPRING
-	SN7083	2	EXTENSION SPRING, .5" O.D. X .375" I.D.,
-	SN5731	2	EYE BOLT, 3/4"-10 X 4 1/2"
-	SN9083	2	KLIK PIN, 1/4" DIA X 2 1/8"
-	SN7024	2	L-BOLT, 5/8"-11 X 4 5/8" X 6 5/8", Y/D
-	SN6581	2	LOCKING COLLAR, 1 1/2" OD X .6325 SQ.
-	SN2072	2	MACHINE BUSHING, 2"
-	SNDR12017	2	PLUG, SEED METER
-	SN7804	2	SCRAPER, LONG RIGID
-	SN10127	2	SCRAPER, OPENER, LEFT
-	SN10126	2	SCRAPER, OPENER, RIGHT
-	SN7803	2	SCRAPER, SHORT RIGID
-	SN8756-1	2	SEAL KIT
-	SN8800-1	2	SEAL KIT
-	SN8762-1	2	SEAL KIT, 3", 1 1/4" ROD, CROSS
-	SN8939-1	2	SEAL KIT, 3", 1 1/4" ROD, CROSS
-	SN8799-1	2	SEAL KIT, 4 1/2", 1 1/2" ROD, CROSS
-	SN8951-1	2	SEAL KIT, 4 1/2", 1 1/2" ROD, CROSS
-	SN8780-1	2	SEAL KIT, 4 1/4", 1 3/8" ROD, REPHASING,
-	SN8789-1	2	SEAL KIT, 4", 1 1/2" ROD REPHAS
-	SN8612-1	2	SEAL KIT, 4", 1 1/2" ROD, CROSS
-	SNA0012	2	SEED METER ASSEMBLY
-	SN9937	2	SEED TUBE, ALL PURPOSE HEADS UP
-	SNDR20004	2	SEED TUBE, RUBBER
-	SN5934	2	SPRING BUSHING, 1 1/4" O.D. X 1" I.D.,
-	SN9708	2	SPRING, .162" WIRE DIA X 5" L EXTENSION
-	SN5732	2	SPRING, 1.40" OD X .82" ID X 16 1/4" L
-	SN7026	2	SPRING, 1.6875" OD X 1.1635" ID, 7 5/16"
-	SN7411	2	TIRE, 2" X 13" SMOOTH CROWN CLINCH
-	SN7409	2	TIRE, 2" X 13" V-CROWN CLINCH
-	SN7410	2	TIRE, 3" X 13" CENTER RIB CLINCH
-	SN7407	2	TIRE, 3" X 13" DOUBLE RIB CLINCH
-	SN7408	2	TIRE, 4" X 12" DOUBLE RIB
-	SN7070	2	U-BOLT, 1"-8 X 9" X 8 1/16" W, GR 5, Y/D
-	SN4843	2	U-BOLT, 1/2"-13 X 5 1/4" X 2 1/2" W,
-	SNDR11502	2	U-BOLT, 3/8"-16 X 2 5/8" X 3 1/2" W,
-	SNDR11507	2	U-BOLT, 7/16"-14 X 4" X 2 1/2"W, GR 5,
-	SNDR80044	2	U-BOLT, 7/8"-9 X 8 3/4" X 7 15/16" W,
-	SNB1120	4	BEARING FLANGE, 6 HOLE, Y/D
-	SNB5000	4	BEARING PLATE, 6 HOLE, Y/D
-	SNDR12011	4	CLAMP, SEED TUBE
-	SNB1127	4	DUST CAP
-	SN893	4	FLAT WASHER, 3/4" Y/D
-	SN2045	4	HEX BOLT, 1/2"-13 X 1 3/4", GR5, Y/D
-	SN2096	4	LOCK NUT, 1/2"-13 HEX NYLON INSERT
-	SN7201	4	SOIL CONTROL STRIP
-	SN7859	4	SUPPORT, SOIL CONTROL STRIP
-	SN1611	6	LUG NUT, 1/2"-20, GR 5, 90 DEG TAPER,
-	SN7784	6	SHOULDER BOLT, 1/2"-20 X 1 7/8" PRESS IN
-	SN3118	8	LUG BOLT, 9/16"-18 X 1 7/8" PRESS IN, PL
-	SN3117	8	LUG NUT, 9/16"-18, GR 5, 90 DEG TAPER,

NOTE: THIS PARTS STOCK LIST
INDICATES THOSE ITEMS RECOMMENDED
TO SERVICE ONE UNIT.

RDL
PR: t05g30m51b0052

GRAIN DRILLS

PARTS CATALOG

**SUNFLOWER®
9130 / 9230 DRILL UNIT**

RECOMMENDED DEALER LIST

RECOMMENDED DEALER STOCK 75

SERVICE PARTS

ALL PURPOSE HEADS UP OPENER 49
ALL PURPOSE HEADS UP OPENER PRESS WHEEL ASSEMBLY 53
CENTER FRAME FOLD HYDRAULICS 45
CENTER FRAME LIFT HYDRAULICS 29
CENTER LIFT ASSEMBLY 17
CENTER LIFT SPINDLE & WHEEL ASSEMBLY 21
DECAL PLACEMENT 73
FRAME & MAIN FRAME ASSEMBLY 7
LEFT WING FRAME ASSEMBLY 9
LIGHT KIT ASSEMBLY 71
MAIN FRAME FOLD HYDRAULICS 43
MAIN FRAME LIFT HYDRAULICS 27
OPENER SHIELD ASSEMBLY 57
OUTER WING LIFT HYDRAULICS 31
PRESS WHEEL & TIRE ASSEMBLY 55
RIGHT WING FRAME ASSEMBLY 11
ROW MARKER ASSEMBLY 59
ROW MARKER HYDRAULICS ON MAIN FRAME 63
ROW MARKER HYDRAULICS ON THE CENTER FRAME 65
ROW MARKER MOUNT ASSEMBLY 61
SLIDE LOCK ASSEMBLY 15
TRANSPORT LOCK ASSEMBLY 41
WING FRAME ROW MARKER HYDRAULICS 67
WING LIFT ASSEMBLY 23
WING LIFT SPINDLE & TIRE ASSEMBLY 25
WORK SWITCH ASSEMBLY 19
2-POINT HITCH ASSEMBLY 13
3 3/4" X 10" HYDRAULIC CYLINDER (4431R) 33
3" X 20" HYDRAULIC CYLINDER (6633R) 69
4 1/2" X 10" HYDRAULIC CYLINDER (7419R) 39
4 1/4" X 10" HYDRAULIC CYLINDER (7104R) 37
4" X 10" HYDRAULIC CYLINDER (4430R) 35
4" X 16" HYDRAULIC CYLINDER (9725R) 47

9130/9230 DRILL UNIT

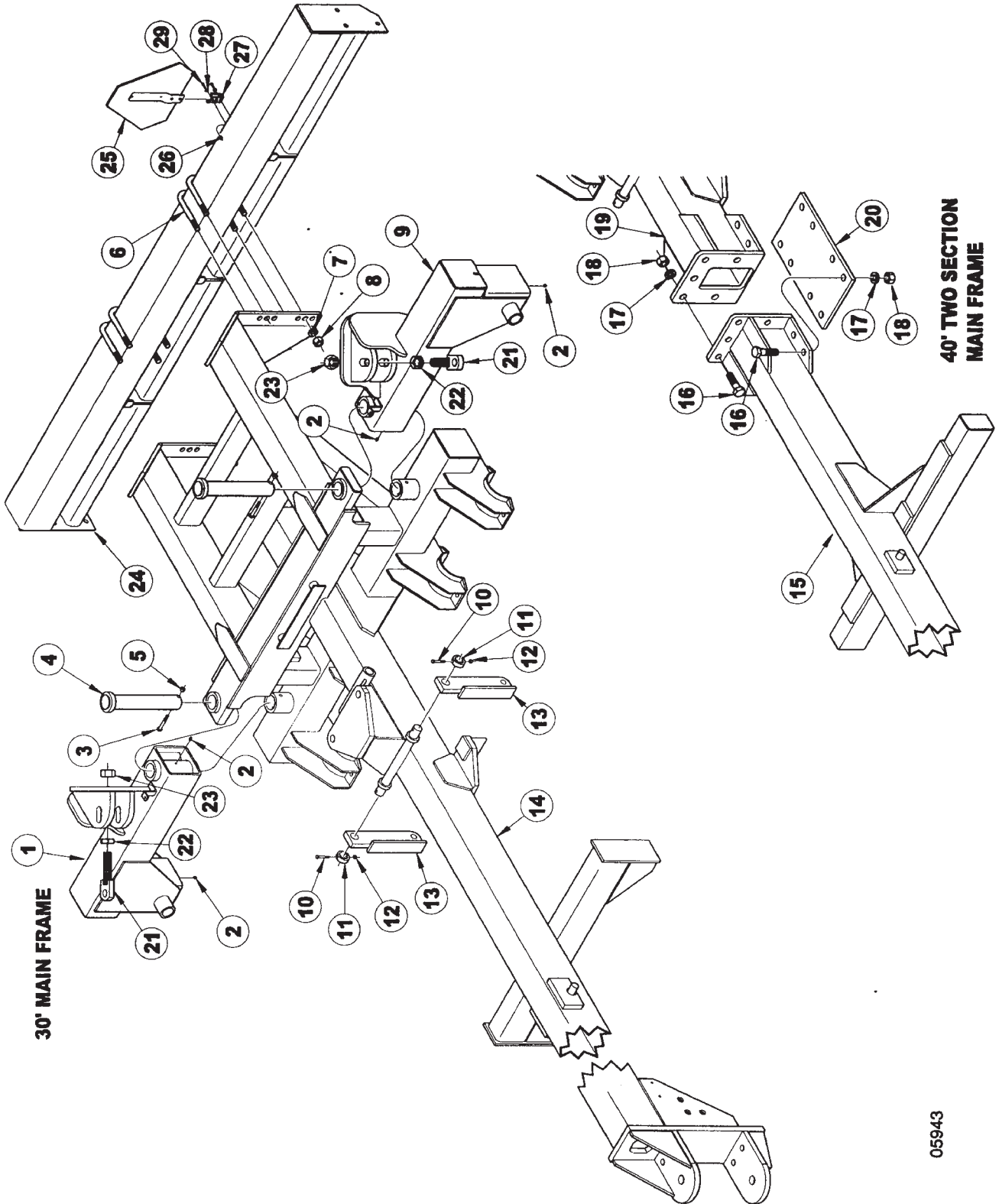
3
INDEX

Part No.	Page	Grid	Part No.	Page	Grid	Part No.	Page	Grid	Part No.	Page	Grid
SNB1127	49	1-B 10	SN10329	71	1-B 13	SN2148	15	1-B 7	SN3938	59	1-B 11
SNB1127	75	1-B 13	SN10329	75	1-B 13	SN2316	59	1-B 11	SN396	7	1-B 6
SNB1141	65	1-B 12	SN10330	71	1-B 13	SN2355	29	1-B 8	SN396	9	1-B 6
SNB2632	59	1-B 11	SN10330	75	1-B 13	SN2425	43	1-B 10	SN396	11	1-B 7
SNB30001	13	1-B 7	SN10333	49	1-B 10	SN2426	27	1-B 8	SN397	7	1-B 6
SNDR10524	61	1-B 12	SN1040	23	1-B 8	SN2429	45	1-B 10	SN397	9	1-B 6
SNDR12031	9	1-B 6	SN1040	61	1-B 12	SN2487	43	1-B 10	SN397	11	1-B 7
SNDR56006	65	1-B 12	SN10463	49	1-B 10	SN2487	49	1-B 10	SN3984	27	1-B 8
SNDR80011	49	1-B 10	SN10542	51	1-B 11	SN2487	55	1-B 11	SN4060002	45	1-B 10
SNDR80019	61	1-B 12	SN106	23	1-B 8	SN2487	59	1-B 11	SN4065005	29	1-B 8
SNDR80019	77	1-B 13	SN106	61	1-B 12	SN2487	63	1-B 12	SN4072002	45	1-B 10
SNDR80044	7	1-B 6	SN106	71	1-B 13	SN2487	67	1-B 12	SN4112012	63	1-B 12
SNDR80044	9	1-B 6	SN110	9	1-B 6	SN2557	53	1-B 11	SN4118003	43	1-B 10
SNDR80044	11	1-B 7	SN110	11	1-B 7	SN2561	7	1-B 6	SN4130006	27	1-B 8
SNDR80044	77	1-B 13	SN110	13	1-B 7	SN2561	15	1-B 7	SN4178011	65	1-B 12
SNDR81044	49	1-B 10	SN112	59	1-B 11	SN2561	61	1-B 12	SN4178011	67	1-B 12
SNFK150025	41	1-B 10	SN112	61	1-B 12	SN2566	7	1-B 6	SN4185012	63	1-B 12
SNFK150144	9	1-B 6	SN1122	17	1-B 7	SN2568	7	1-B 6	SN4191003	43	1-B 10
SNFK150144	11	1-B 7	SN1122	23	1-B 8	SN2585	25	1-B 8	SN4198005	27	1-B 8
SNFK150157	9	1-B 6	SN1122	61	1-B 12	SN2587	31	1-B 9	SN4198005	29	1-B 8
SNFK150157	11	1-B 7	SN113	21	1-B 8	SN2587	71	1-B 13	SN4198006	27	1-B 8
SNFK150172	15	1-B 7	SN113	59	1-B 11	SN302	25	1-B 8	SN4200002	43	1-B 10
SNFK150172	45	1-B 10	SN114	21	1-B 8	SN303	25	1-B 8	SN4200002	45	1-B 10
SNFK150261	13	1-B 7	SN114	59	1-B 11	SN3051	15	1-B 7	SN4200011	63	1-B 12
SNFK150272	9	1-B 6	SN1193	49	1-B 10	SN3065	9	1-B 6	SN4200011	65	1-B 12
SNFK150272	11	1-B 7	SN1220	51	1-B 11	SN3065	11	1-B 7	SN4200011	67	1-B 12
SNFK150274	15	1-B 7	SN1220	71	1-B 13	SN3066	25	1-B 8	SN4224005	29	1-B 8
SNFK150283	49	1-B 10	SN1243	61	1-B 12	SN3117	25	1-B 8	SN4224005	31	1-B 9
SNFK310062	21	1-B 8	SN1283	9	1-B 6	SN3117	75	1-B 13	SN4234011	63	1-B 12
SNFK310062	75	1-B 13	SN1283	11	1-B 7	SN3118	25	1-B 8	SN4234011	65	1-B 12
SNFK310063	21	1-B 8	SN1283	13	1-B 7	SN3118	75	1-B 13	SN4240011	65	1-B 12
SNFK310063	75	1-B 13	SN1300	7	1-B 6	SN3164	9	1-B 6	SN4240011	67	1-B 12
SNFK310064	21	1-B 8	SN1300	15	1-B 7	SN3164	11	1-B 7	SN4255005	29	1-B 8
SNFK310064	77	1-B 13	SN1300	61	1-B 12	SN3164	15	1-B 7	SN4255005	31	1-B 9
SNFK340162	21	1-B 8	SN140	7	1-B 6	SN3164	17	1-B 7	SN4263011	65	1-B 12
SNFK340162	75	1-B 13	SN140	21	1-B 8	SN3164	23	1-B 8	SN4263011	67	1-B 12
SNFK340163	21	1-B 8	SN1507	59	1-B 11	SN3164	45	1-B 10	SN4285005	29	1-B 8
SNFK340165	21	1-B 8	SN155	13	1-B 7	SN3164	61	1-B 12	SN4285005	31	1-B 9
SNFK340165	77	1-B 13	SN159	59	1-B 11	SN317	51	1-B 11	SN4294005	29	1-B 8
SNFK340167	21	1-B 8	SN1605	25	1-B 8	SN317	65	1-B 12	SN4294005	31	1-B 9
SNFK340167	75	1-B 13	SN1605	75	1-B 13	SN3253	27	1-B 8	SN4430R	17	1-B 7
SNFK340168	21	1-B 8	SN1606	25	1-B 8	SN3253	43	1-B 10	SN4431R	23	1-B 8
SNFK340168	75	1-B 13	SN1606	75	1-B 13	SN3253	63	1-B 12	SN4457	29	1-B 8
SNFK800384	21	1-B 8	SN1609	21	1-B 8	SN3298	25	1-B 8	SN4457	31	1-B 9
SNHEN3410	15	1-B 7	SN1609	59	1-B 11	SN330	61	1-B 12	SN4458	33	1-B 9
SNHEN3410	17	1-B 7	SN1610	25	1-B 8	SN3300	25	1-B 8	SN4458	35	1-B 9
SNHEN3410	49	1-B 10	SN1610	75	1-B 13	SN3300	77	1-B 13	SN4458	37	1-B 9
SNHEN3410	59	1-B 11	SN1678	11	1-B 7	SN3301	25	1-B 8	SN4458	39	1-B 9
SNN11470	49	1-B 10	SN175	55	1-B 11	SN3301	77	1-B 13	SN4458	47	1-B 10
SNN31209	19	1-B 7	SN175	59	1-B 11	SN3302	21	1-B 8	SN4458	69	1-B 12
SNN31209	77	1-B 13	SN176	27	1-B 8	SN3302	25	1-B 8	SN4460	29	1-B 8
SNN32101	19	1-B 7	SN176	67	1-B 12	SN3302	75	1-B 13	SN4466	45	1-B 10
SNN32102	19	1-B 7	SN178	57	1-B 11	SN3303	25	1-B 8	SN4623	23	1-B 8
SNN32457	19	1-B 7	SN178	65	1-B 12	SN3303	59	1-B 11	SN4738	7	1-B 6
SNN32481	19	1-B 7	SN1860	13	1-B 7	SN3303	77	1-B 13	SN474	65	1-B 12
SNN32483	19	1-B 7	SN1918	9	1-B 6	SN3485	13	1-B 7	SN486	59	1-B 11
SNN34359	19	1-B 7	SN1918	11	1-B 7	SN3564	9	1-B 6	SN506	7	1-B 6
SNW-514	19	1-B 7	SN1935	21	1-B 8	SN3564	13	1-B 7	SN5094	25	1-B 8
SNW-523	19	1-B 7	SN1935	25	1-B 8	SN3567	7	1-B 6	SN5152	25	1-B 8
SNW-538	19	1-B 7	SN1935	75	1-B 13	SN3567	49	1-B 10	SN5201	61	1-B 12
SN10007	71	1-B 13	SN1936	21	1-B 8	SN3567	57	1-B 11	SN5230	61	1-B 12
SN10007	75	1-B 13	SN1936	25	1-B 8	SN3567	59	1-B 11	SN5302	27	1-B 8
SN10008	71	1-B 13	SN1936	75	1-B 13	SN3567	65	1-B 12	SN5302	43	1-B 10
SN10008	75	1-B 13	SN1937	25	1-B 8	SN3577	21	1-B 8	SN5302	63	1-B 12
SN10126	49	1-B 10	SN1978	7	1-B 6	SN3577	25	1-B 8	SN5302	67	1-B 12
SN10126	75	1-B 13	SN1978	13	1-B 7	SN3579	25	1-B 8	SN5339	17	1-B 7
SN10127	49	1-B 10	SN1978	23	1-B 8	SN3688Y	21	1-B 8	SN5339	23	1-B 8
SN10127	75	1-B 13	SN2045	59	1-B 11	SN3758	61	1-B 12	SN5339	61	1-B 12
SN10157	49	1-B 10	SN2079	7	1-B 6	SN3806	49	1-B 10	SN5341	9	1-B 6
SN1021	49	1-B 10	SN2079	13	1-B 7	SN3881	7	1-B 6	SN5341	11	1-B 7
SN10298R	11	1-B 7	SN2079	23	1-B 8	SN3881	41	1-B 10	SN5502	61	1-B 12
SN10299R	9	1-B 6	SN2085	23	1-B 8	SN3881	49	1-B 10	SN5555	21	1-B 8
SN10313R	7	1-B 6	SN2096	7	1-B 6	SN3881	55	1-B 11	SN5578	21	1-B 8
SN10314	71	1-B 13	SN2098-1	7	1-B 6	SN3938	11	1-B 7	SN5621	21	1-B 8
SN10315	71	1-B 13	SN2098-6	25	1-B 8	SN3938	13	1-B 7	SN5934	49	1-B 10

INDEX

Part No.	Page	Grid	Part No.	Page	Grid	Part No.	Page	Grid	Part No.	Page	Grid
SN5934	61	1-B 12	SN7193	41	1-B 10	SN8610-1	33	1-B 9	SN8899-1	35	1-B 9
SN5935	49	1-B 10	SN7197	41	1-B 10	SN8610-1	35	1-B 9	SN8901-1	39	1-B 9
SN6155	23	1-B 8	SN7197	75	1-B 13	SN8610-1	37	1-B 9	SN893	17	1-B 7
SN6177	63	1-B 12	SN7198	41	1-B 10	SN8610-1	69	1-B 12	SN893	61	1-B 12
SN6282	61	1-B 12	SN7198	77	1-B 13	SN8617-1	39	1-B 9	SN893	71	1-B 13
SN6301	23	1-B 8	SN7201	51	1-B 11	SN8618-1	47	1-B 10	SN8966-1	37	1-B 9
SN6376	51	1-B 11	SN7203	49	1-B 10	SN8631-1	33	1-B 9	SN9102	49	1-B 10
SN6378	49	1-B 10	SN7204	51	1-B 11	SN8631-1	35	1-B 9	SN9109	55	1-B 11
SN6425	23	1-B 8	SN7205	49	1-B 10	SN8631-1	37	1-B 9	SN9140	9	1-B 6
SN6440	49	1-B 10	SN7218	53	1-B 11	SN8631-1	39	1-B 9	SN9140	11	1-B 7
SN6470	13	1-B 7	SN7218	55	1-B 11	SN8631-1	47	1-B 10	SN9261	7	1-B 6
SN6477	7	1-B 6	SN7218	75	1-B 13	SN8631-1	69	1-B 12	SN9268	7	1-B 6
SN6478	7	1-B 6	SN7221	57	1-B 11	SN8671-1	33	1-B 9	SN9271	7	1-B 6
SN6506	11	1-B 7	SN7222	57	1-B 11	SN8671-1	35	1-B 9	SN9680	49	1-B 10
SN6618	49	1-B 10	SN7223	57	1-B 11	SN8671-1	37	1-B 9	SN9682	49	1-B 10
SN6619	49	1-B 10	SN7224	57	1-B 11	SN8671-1	39	1-B 9	SN9683	49	1-B 10
SN6633	61	1-B 12	SN7229	57	1-B 11	SN8671-1	47	1-B 10	SN9708	49	1-B 10
SN6643	61	1-B 12	SN7230	57	1-B 11	SN8671-1	69	1-B 12	SN9708	77	1-B 13
SN6646	59	1-B 11	SN7266	51	1-B 11	SN8675-10	37	1-B 9	SN9725	45	1-B 10
SN6649	61	1-B 12	SN7325	17	1-B 7	SN8679-10	39	1-B 9	SN9727	15	1-B 7
SN6651	61	1-B 12	SN7375	53	1-B 11	SN8681-1	47	1-B 10	SN9728	15	1-B 7
SN6652	59	1-B 11	SN7408	55	1-B 11	SN8681-1	69	1-B 12	SN9729	15	1-B 7
SN6652	75	1-B 13	SN7408	77	1-B 13	SN8683-1	33	1-B 9	SN9730	15	1-B 7
SN6656	61	1-B 12	SN7409	55	1-B 11	SN8683-1	35	1-B 9	SN9731	15	1-B 7
SN6676	61	1-B 12	SN7409	77	1-B 13	SN8683-1	37	1-B 9	SN9732	15	1-B 7
SN6682	57	1-B 11	SN7410	55	1-B 11	SN8685-1	39	1-B 9	SN9733	15	1-B 7
SN669-1	9	1-B 6	SN7410	77	1-B 13	SN8692-10	47	1-B 10	SN9753	51	1-B 11
SN669-1	11	1-B 7	SN7411	55	1-B 11	SN8695-1	37	1-B 9	SN9753	75	1-B 13
SN669-1	15	1-B 7	SN7411	77	1-B 13	SN8698-10	33	1-B 9	SN9780	49	1-B 10
SN669-1	49	1-B 10	SN7412	55	1-B 11	SN8699-10	35	1-B 9	SN9780	75	1-B 13
SN669-1	53	1-B 11	SN7413	55	1-B 11	SN8701-10	69	1-B 12	SN9879	51	1-B 11
SN669-1	61	1-B 12	SN7415	55	1-B 11	SN8711-1	69	1-B 12	SN9880	51	1-B 11
SN6757	9	1-B 6	SN7416	55	1-B 11	SN8713-1	47	1-B 10	SN9889	13	1-B 7
SN6757	11	1-B 7	SN7419	17	1-B 7	SN8717-1	33	1-B 9	SN9894R	17	1-B 7
SN6776	9	1-B 6	SN7445	59	1-B 11	SN8718-1	35	1-B 9	SN9895R	7	1-B 6
SN6776	11	1-B 7	SN7445	75	1-B 13	SN8720-1	39	1-B 9	SN9896	7	1-B 6
SN6779	15	1-B 7	SN7446	59	1-B 11	SN8722-10	69	1-B 12	SN9897	7	1-B 6
SN6782	15	1-B 7	SN7446	75	1-B 13	SN8730-10	39	1-B 9	SN9898	17	1-B 7
SN6785	9	1-B 6	SN7448	61	1-B 12	SN8736-10	33	1-B 9	SN9900	7	1-B 6
SN6785	11	1-B 7	SN7449	61	1-B 12	SN8739-10	35	1-B 9	SN9901R	41	1-B 10
SN6799	15	1-B 7	SN7450	61	1-B 12	SN8741-10	37	1-B 9	SN9907	9	1-B 6
SN6800	15	1-B 7	SN7451	61	1-B 12	SN8744-10	47	1-B 10	SN9907	11	1-B 7
SN6815	59	1-B 11	SN7452	61	1-B 12	SN8762-1	69	1-B 12	SN9908	23	1-B 8
SN6817	13	1-B 7	SN7667	59	1-B 11	SN8762-1	77	1-B 13	SN9909	7	1-B 6
SN6818R	13	1-B 7	SN7748	59	1-B 11	SN8776-1	33	1-B 9	SN9910	45	1-B 10
SN6866	53	1-B 11	SN7749	59	1-B 11	SN8776-1	77	1-B 13	SN9914	13	1-B 7
SN6867	53	1-B 11	SN7750	59	1-B 11	SN8780-1	37	1-B 9	SN9915	7	1-B 6
SN6868	53	1-B 11	SN7751	59	1-B 11	SN8780-1	77	1-B 13	SN9937	49	1-B 10
SN6869	53	1-B 11	SN7752	59	1-B 11	SN8781-1	35	1-B 9	SN9937	77	1-B 13
SN6935	65	1-B 12	SN7753	59	1-B 11	SN8781-1	77	1-B 13	SN9937	77	1-B 13
SN6935	67	1-B 12	SN7754	59	1-B 11	SN8789-1	47	1-B 10	SN9949R	9	1-B 6
SN7001	7	1-B 6	SN7755	59	1-B 11	SN8789-1	77	1-B 13	SN9949R	11	1-B 7
SN7001	77	1-B 13	SN776	59	1-B 11	SN8799-1	39	1-B 9	SN9950R	9	1-B 6
SN7024	49	1-B 10	SN776	75	1-B 13	SN8799-1	77	1-B 13	SN9950R	11	1-B 7
SN7024	75	1-B 13	SN777	59	1-B 11	SN8804-1	39	1-B 9	SN9951	11	1-B 7
SN7026	51	1-B 11	SN777	75	1-B 13	SN8805-1	37	1-B 9	SN9952	9	1-B 6
SN7027	51	1-B 11	SN7771	41	1-B 10	SN8806-1	69	1-B 12	SN9965	71	1-B 13
SN7028	51	1-B 11	SN7772	61	1-B 12	SN8826-1	35	1-B 9	SN997002	73	1-B 13
SN7029	49	1-B 10	SN7773	59	1-B 11	SN8828-1	33	1-B 9	SN997043	73	1-B 13
SN7030	51	1-B 11	SN7773	75	1-B 13	SN8833-1	47	1-B 10	SN997052	33	1-B 9
SN7032	49	1-B 10	SN7775	59	1-B 11	SN8849-1	33	1-B 9	SN997052	35	1-B 9
SN7033B	49	1-B 10	SN7775	77	1-B 13	SN8849-1	35	1-B 9	SN997052	37	1-B 9
SN7034	49	1-B 10	SN7778	59	1-B 11	SN8854-1	47	1-B 10	SN997052	39	1-B 9
SN7034B	49	1-B 10	SN7778	75	1-B 13	SN8864-1	33	1-B 9	SN997052	73	1-B 13
SN7040	49	1-B 10	SN7779	59	1-B 11	SN8864-1	35	1-B 9	SN997246	73	1-B 13
SN7041	49	1-B 10	SN7779	75	1-B 13	SN8864-1	47	1-B 10	SN997309	47	1-B 10
SN7042	49	1-B 10	SN7780	59	1-B 11	SN8865-1	37	1-B 9	SN997311	73	1-B 13
SN7043	49	1-B 10	SN7780	75	1-B 13	SN8865-1	39	1-B 9	SN997313	73	1-B 13
SN7044B	49	1-B 10	SN7781	59	1-B 11	SN8866-1	69	1-B 12	SN997318	73	1-B 13
SN7077	65	1-B 12	SN7782	59	1-B 11	SN8872-1	69	1-B 12	SN997322	73	1-B 13
SN7083	49	1-B 10	SN7788	61	1-B 12	SN8873-1	37	1-B 9	SN997323	73	1-B 13
SN7083	77	1-B 13	SN7789	61	1-B 12	SN8873-1	39	1-B 9	SN997324	73	1-B 13
SN7084	49	1-B 10	SN7825	59	1-B 11	SN8877-1	47	1-B 10	SN997408	73	1-B 13
SN7085	49	1-B 10	SN7859	51	1-B 11	SN8878-1	69	1-B 12	SN997459	73	1-B 13
SN7104	23	1-B 8	SN840	51	1-B 11	SN8899-1	33	1-B 9	SN997661	73	1-B 13

FRAME & MAIN FRAME ASSEMBLY

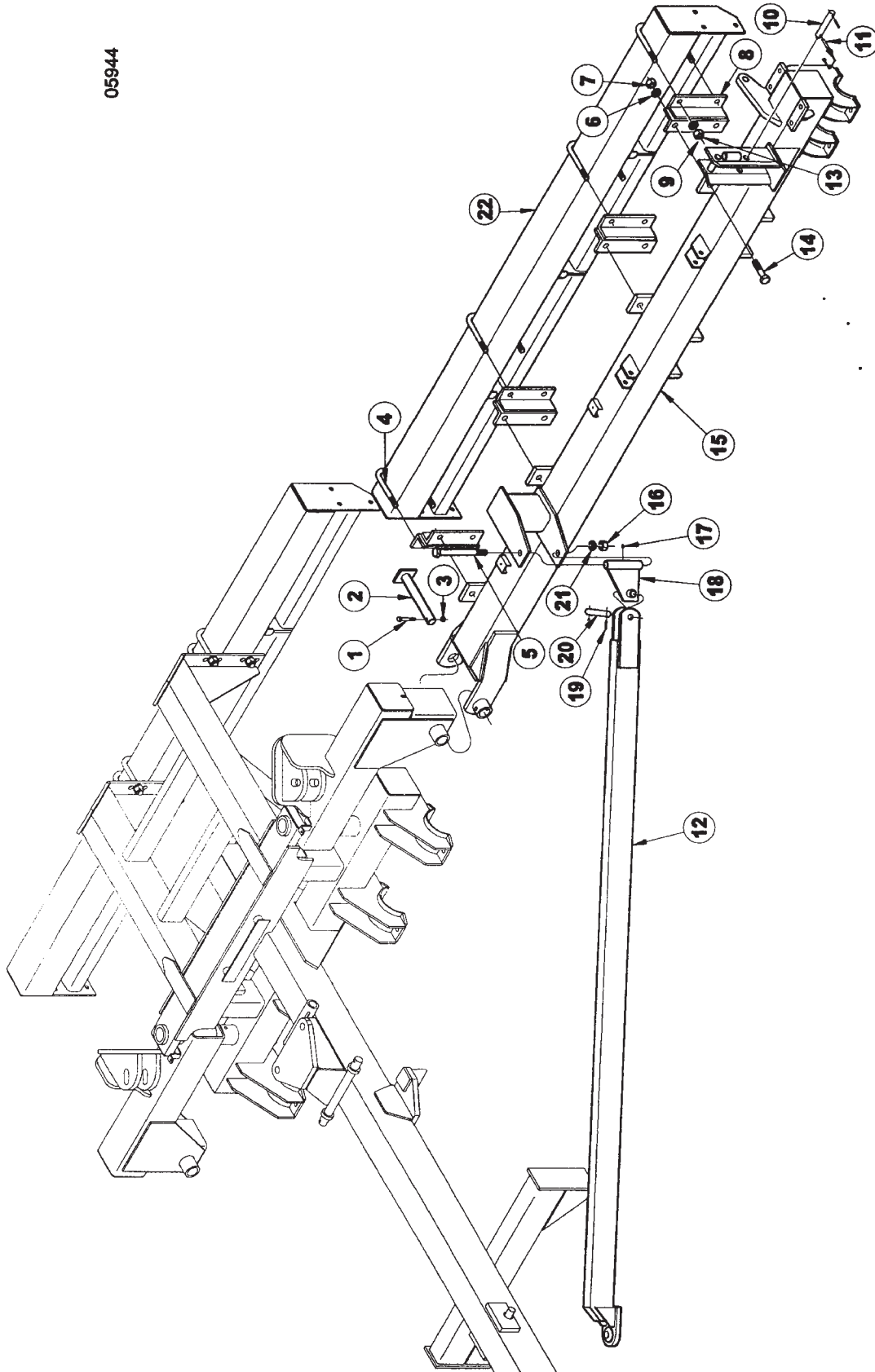


ITEM	NUMBER	QTY	DESCRIPTION
1	SN9896		SHORT WING, 9433, RIGHT
2	SN2098-1		GREASE ZERK, 1/8" NPTF, 5/8" L
3	SN140		HEX BOLT, 1/2"-13 X 4 1/2", GR 5, Y/D
4	SN6477		PIN, 2 1/2" X 14 1/4"
5	SN2096		LOCK NUT, 1/2"-13 HEX NYLON INSERT
6	SNDR80044		U-BOLT, 7/8"-9 X 8 3/4" X 7 15/16" W, GR 5, Y/D
7	SN396		LOCK WASHER, 7/8" SPLIT TYPE MED, Y/D
8	SN397		HEX NUT, 7/8"-9 FULL, GR 2, Y/D
9	SN9897		SHORT WING, 9433, LEFT
10	SN4738		HEX BOLT, 3/8"-16 X 2 3/4", GR 5, Y/D
11	SN6478		COLLAR, 3/4"
12	SN3567		LOCK NUT, 3/8"-16 HEX NYLON INSERT, GR 2, Y/D
13	SN9261		CYLINDER LINK
14	SN9909		MAIN FRAME, 9433-30, GRAIN DRILL
15	SN9895R		MAIN FRAME, FRONT, 9433-40
16	SN9271		HEX BOLT, 1 1/8"-7 X 3 1/2" GR5, Y/D
17	SN2561		LOCK WASHER, 1 1/8" SPLIT TYPE MED, Y/D
18	SN1300		HEX NUT, 1 1/8"-7 FULL, GR 2, Y/D
19	SN9900		MAIN FRAME, BACK, 9433-40
20	SN9268		TIE PLATE
21	SN9915		ADJUSTABLE CYLINDER STOP
22	SN2079		JAM NUT, 1 1/2"-6 HEX, GR 2, Y/D
23	SN1978		HEX NUT, 1 1/2"-6 FULL, GR 2, Y/D
24	SN10313R		FRAME, DRILL UNIT, 10' @ 7 1/2" & 10" SP (CENTER ON THE 30' & 40' MODELS)
25	SN7001		SMV EMBLEM
26	SN3881		LOCK NUT, 1/4"-20 HEX NYLON INSERT, GR 2, Y/D
27	SN2566		S.M.V. SOCKET
28	SN506		FLAT WASHER, 1/4", Y/D
29	SN2568		HEX BOLT, 1/4"-20 X 3/4", GR 2 Y/D

I0005943
PR: t05g30m59a0001

LEFT WING FRAME ASSEMBLY

05944

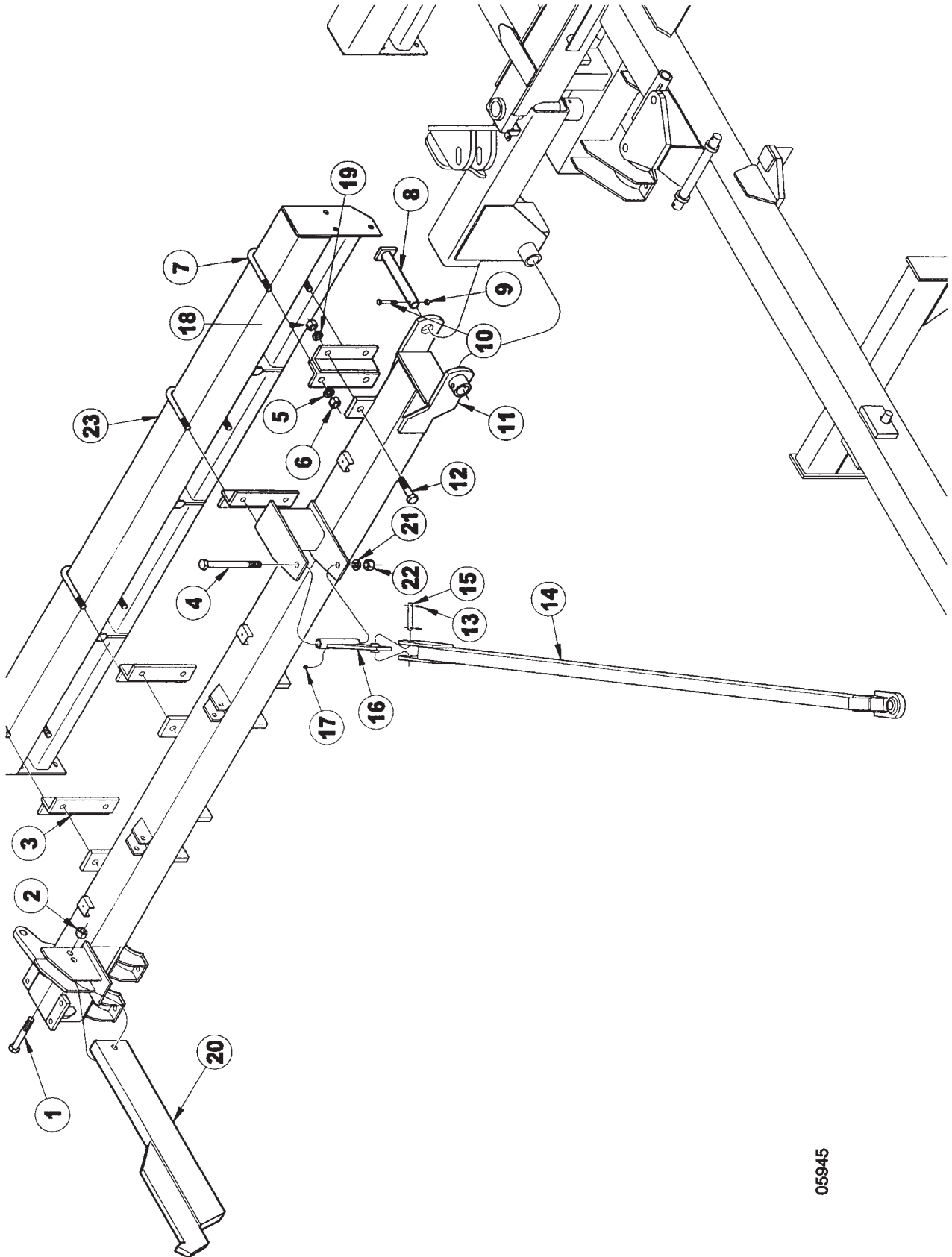


LEFT WING FRAME ASSEMBLY

ITEM	NUMBER	QTY	DESCRIPTION
1	SN3065		HEX BOLT, 5/8"-11 X 4", GR 5, Y/D
2	SN9140		PIN, 2" X 15 3/4" (13 1/4")SQ HEADED
3	SN669-1		LOCK NUT, 5/8" HEX NYLON INSERT, GR 5, Y/D
4	SNDR80044		U-BOLT, 7/8"-9 X 8 3/4" X 7 15/16" W, GR 5, Y/D
5	SNFK150272		HEX BOLT, 1 1/4"-7 X 10", GR 5, Y/D
6	SN1283		LOCK WASHER, 1" SPLIT TYPE MED, Y/D
7	SN110		HEX NUT, 1"-8 FULL, GR 5, Y/D
8	SN6757		MOUNTING BRACKET
9	SN396		LOCK WASHER, 7/8" SPLIT TYPE MED, Y/D
10	SNDR12031		PIN, 1" X 6" (4 1/4"), Y/D W/ROLL PIN
11	SN3564		WIRE LOCK PIN, 3/8" X 1 1/2"
12	SN9907		WING BRACE, 9433-30
	SN6776		WING BRACE, 40'
13	SN397		HEX NUT, 7/8"-9 FULL, GR 2, Y/D
14	SN1918		HEX BOLT, 1"-8 X 2 1/2", GR 5 Y/D
15	SN10299R		WING FRAME, 9030-30 LT, DRILL UNIT
	SN9952		WING FRAME, 9030-40 LT, DRILL UNIT
16	SNFK150144		HEX NUT, 1 1/4"-7, GR 2, Y/D
17	SN2098-1		GREASE ZERK, 1/8" NPTF, 5/8" L
18	SN6785		WING BRACE SWIVEL
19	SN3164		ROLL PIN, 5/16" X 2" SPIRAL MEDIUM DUTY, Y/D
20	SN5341		PIN, 1 1/4" X 4 5/16" (3 1/4") Y/D
21	SNFK150157		LOCK WASHER, 1 1/4", Y/D
22	SN9950R		FRAME, DRILL UNIT, 10'@7 1/2"X10"SP (WINGS ON THE 30' MODEL)
	SN9949R		FRAME, DRILL UNIT, 15'@7 1/2"X10"SP(WINGS ON THE 40' MODEL)

I0005944
PR: t05g30m59a0002

RIGHT WING FRAME ASSEMBLY

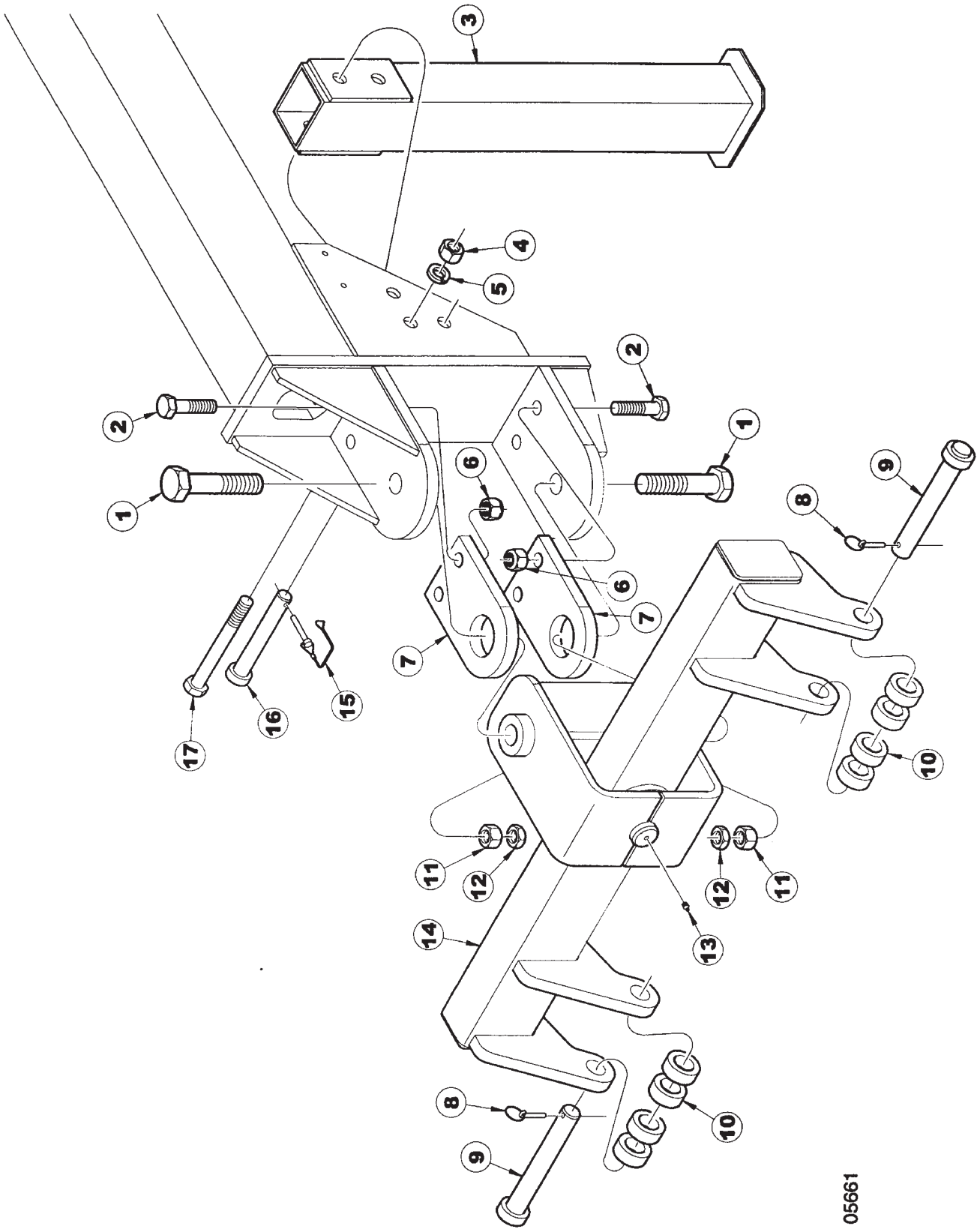


RIGHT WING FRAME ASSEMBLY

ITEM	NUMBER	QTY	DESCRIPTION
1	SN1678		HEX BOLT, 1"-8 X 4 1/2", GR 5 Y/D
2	SN3938		LOCK NUT, 1"-8 HEX NYLON
3	SN6757		MOUNTING BRACKET
4	SNFK150272		HEX BOLT, 1 1/4"-7 X 10", GR 5, Y/D
5	SN396		LOCK WASHER, 7/8" SPLIT TYPE MED, Y/D
6	SN397		HEX NUT, 7/8"-9 FULL, GR 2, Y/D
7	SNDR80044		U-BOLT, 7/8"-9 X 8 3/4" X
8	SN9140		PIN, 2" X 15 3/4" (13 1/4")SQ HEADED
9	SN669-1		LOCK NUT, 5/8" HEX NYLON
10	SN3065		HEX BOLT, 5/8"-11 X 4", GR 5, Y/D
11	SN10298R		WING FRAME, 9030-30 RT, DRILL UNIT
	SN9951		WING FRAME, 9030-40 RT, DRILL UNIT
12	SN1918		HEX BOLT, 1"-8 X 2 1/2", GR 5 Y/D
13	SN3164		ROLL PIN, 5/16" X 2" SPIRAL MEDIUM DUTY, Y/D
14	SN9907		WING BRACE, 9433-30
	SN6776		WING BRACE, 40'
15	SN5341		PIN, 1 1/4" X 4 5/16" (3 1/4") Y/D
16	SN6785		WING BRACE SWIVEL
17	SN2098-1		GREASE ZERK, 1/8" NPTF, 5/8" L
18	SN110		HEX NUT, 1"-8 FULL, GR 5, Y/D
19	SN1283		LOCK WASHER, 1" SPLIT TYPE MED, Y/D
20	SN6506		TRANSPORT BAR
21	SNFK150157		LOCK WASHER, 1 1/4", Y/D
22	SNFK150144		HEX NUT, 1 1/4"-7, GR 2, Y/D
23	SN9950R		FRAME, DRILL UNIT, 10'@7 1/2"&10"SP (WINGS ON THE 30' MODEL)
	SN9949R		FRAME, DRILL UNIT, 15'@7 1/2"&10"SP (WINGS ON THE 40' MODEL)

I0005945
PR: t05g30m59a0003

2-POINT HITCH ASSEMBLY



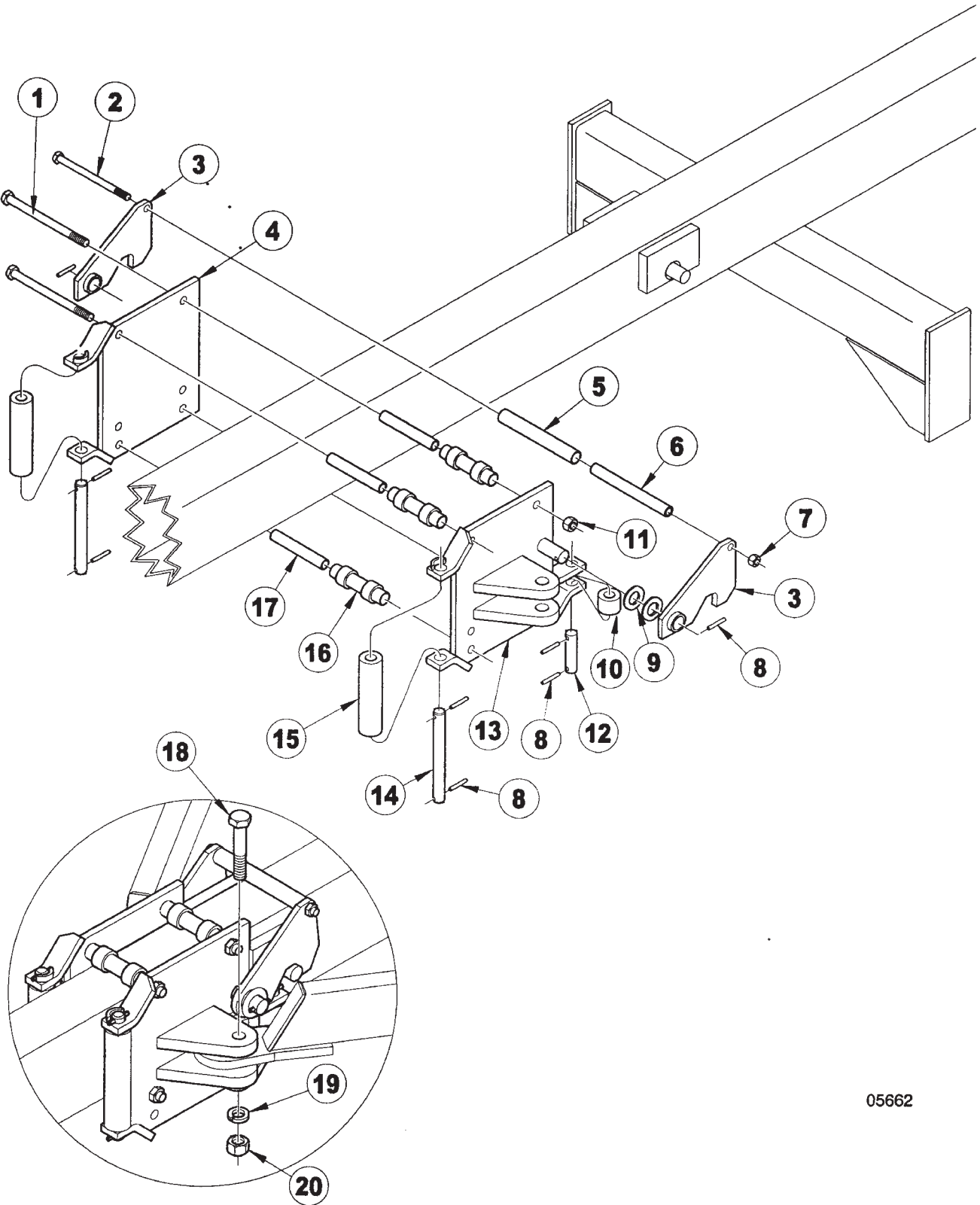
05661

2-POINT HITCH ASSEMBLY

ITEM	NUMBER	QTY	DESCRIPTION
1	SNFK150261		HEX BOLT, 1 1/2"-6 X 6" GR 5, Y/D
2	SN155		HEX BOLT, 1"-8 X 3 1/2", GR 5 Y/D
3	SN6470		PARKING STAND, 30' & 40'
4	SN110		HEX NUT, 1"-8 FULL, GR 5, Y/D
5	SN1283		LOCK WASHER, 1" SPLIT TYPE MED, Y/D
6	SN3938		LOCK NUT, 1"-8 HEX NYLON
7	SN9914		HITCH MOUNTING PLATE
8	SN1860		PIN, 7/16" X 11/32" DIA, 2" L, KLIK
9	SN6817		PIN, 1 7/16" X 10 3/8"
10	SN6818R		SPACER, 2.500" OD X 1.532" ID, 1" L
11	SN1978		HEX NUT, 1 1/2"-6 FULL, GR 2, Y/D
12	SN2079		JAM NUT, 1 1/2"-6 HEX, GR 2, Y/D
13	SN2098-1		GREASE ZERK, 1/8" NPTF, 5/8" L
14	SN9889		TWO POINT HITCH, 2" DIA PIN
15	SN3564		WIRE LOCK PIN, 3/8" X 1 1/2"
16	SNB30001		PIN, 1" X 8 3/8" (6 15/16")
17	SN3485		HEX BOLT, 1"-8 X 8", GR 5, Y/D

I0005661
PR: t05g30m59a0004

SLIDE LOCK ASSEMBLY

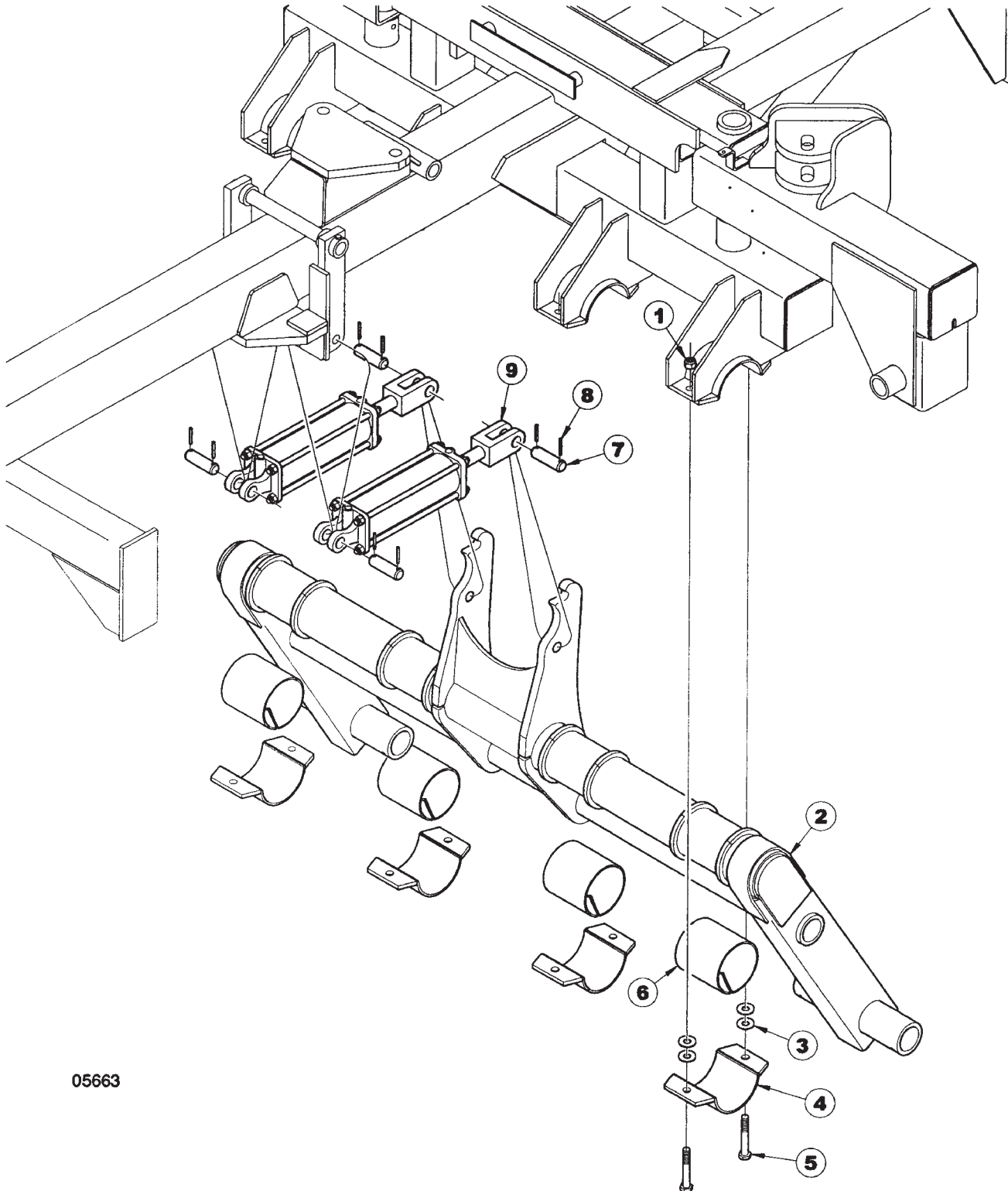


SLIDE LOCK ASSEMBLY

ITEM	NUMBER	QTY	DESCRIPTION
1	SN2148		HEX BOLT, 3/4"-10 X 8 1/2", GR 5, Y/D
2	SNFK150274		HEX BOLT, 5/8"-11 X 11" GR 5, Y/D
3	SN9729		SLIDE HOOK
4	SN9727		SLIDE LOCK PLATE, RIGHT
5	SN6799		SLIDE LOCK ROLLER, 9"
6	SN6800		CLAMP BUSHING, 9 1/4"
7	SN669-1		LOCK NUT, 5/8" HEX NYLON
8	SN3164		ROLL PIN, 5/16" X 2" SPIRAL MEDIUM DUTY, Y/D
9	SNFK150172		FLAT WASHER, 1 1/4" SAE, Y/D
10	SN9731		SLIDE LOCK ROLLER, 3 7/16"
11	SNHEN3410		LOCK NUT, 3/4" HEX NYLON
12	SN9730		ROLLER SHAFT, SHORT
13	SN9728		SLIDE LOCK PLATE, LEFT
14	SN9732		ROLLER SHAFT, LONG
15	SN9733		SLIDE LOCK ROLLER, 9"
16	SN6779		SLIDE LOCK ROLLER, 6 1/8"
17	SN6782		CLAMP BUSHING, 6 3/8"
18	SN3051		HEX BOLT, 1 1/8"-7 X 5 1/4", GR 5, Y/D
19	SN2561		LOCK WASHER, 1 1/8" SPLIT TYPE MED, Y/D
20	SN1300		HEX NUT, 1 1/8"-7 FULL, GR 2, Y/D

I0005662
PR: t05g30m59a0005

CENTER LIFT ASSEMBLY



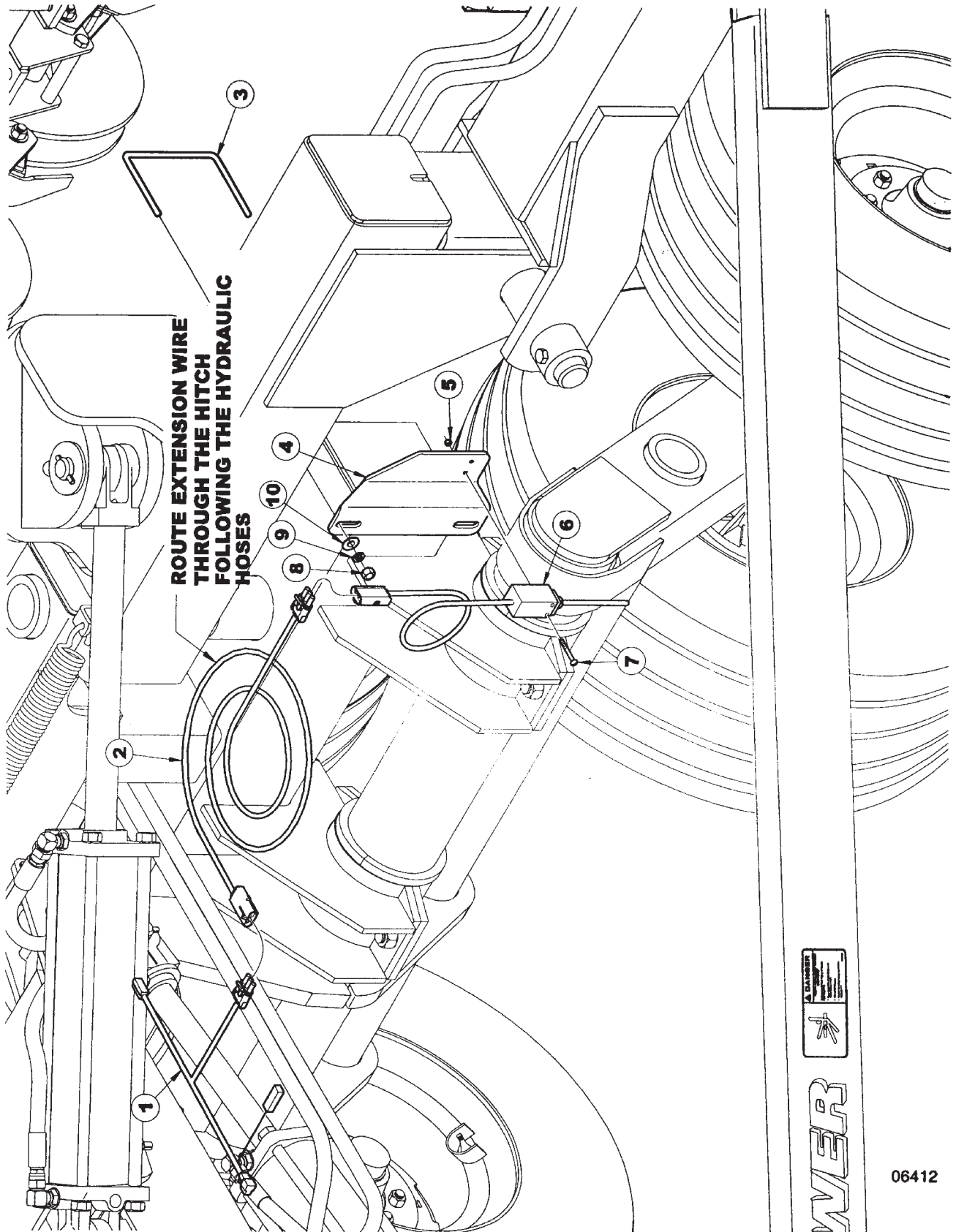
05663

CENTER LIFT ASSEMBLY

ITEM	NUMBER	QTY	DESCRIPTION
1	SNHEN3410		LOCK NUT, 3/4" HEX NYLON
2	SN9894R		CENTER LIFT,9433-30 & 40 GRAIN DRILL
3	SN893		FLAT WASHER, 3/4" Y/D
4	SN9898		BEARING CAP
5	SN1122		HEX BOLT, 3/4"-10 X 2 1/2", GR 5, Y/D
6	SN7325		BEARING, LIFT (SPLIT) 6" WIDE
7	SN5339		PIN, 1" X 4 1/16" (3"), Y/D
8	SN3164		ROLL PIN, 5/16" X 2" SPIRAL MEDIUM DUTY, Y/D
9	SN4430R		CYLINDER, 4" X 10" REPHASING (22 1/4" CPC) CROSS (30')
	SN7419		CYLINDER, 4 1/2" X 10" REPH (22 1/4" CPC) ORB CROSS (40')

I0005663
PR: t05g30m59a0006

WORK SWITCH ASSEMBLY



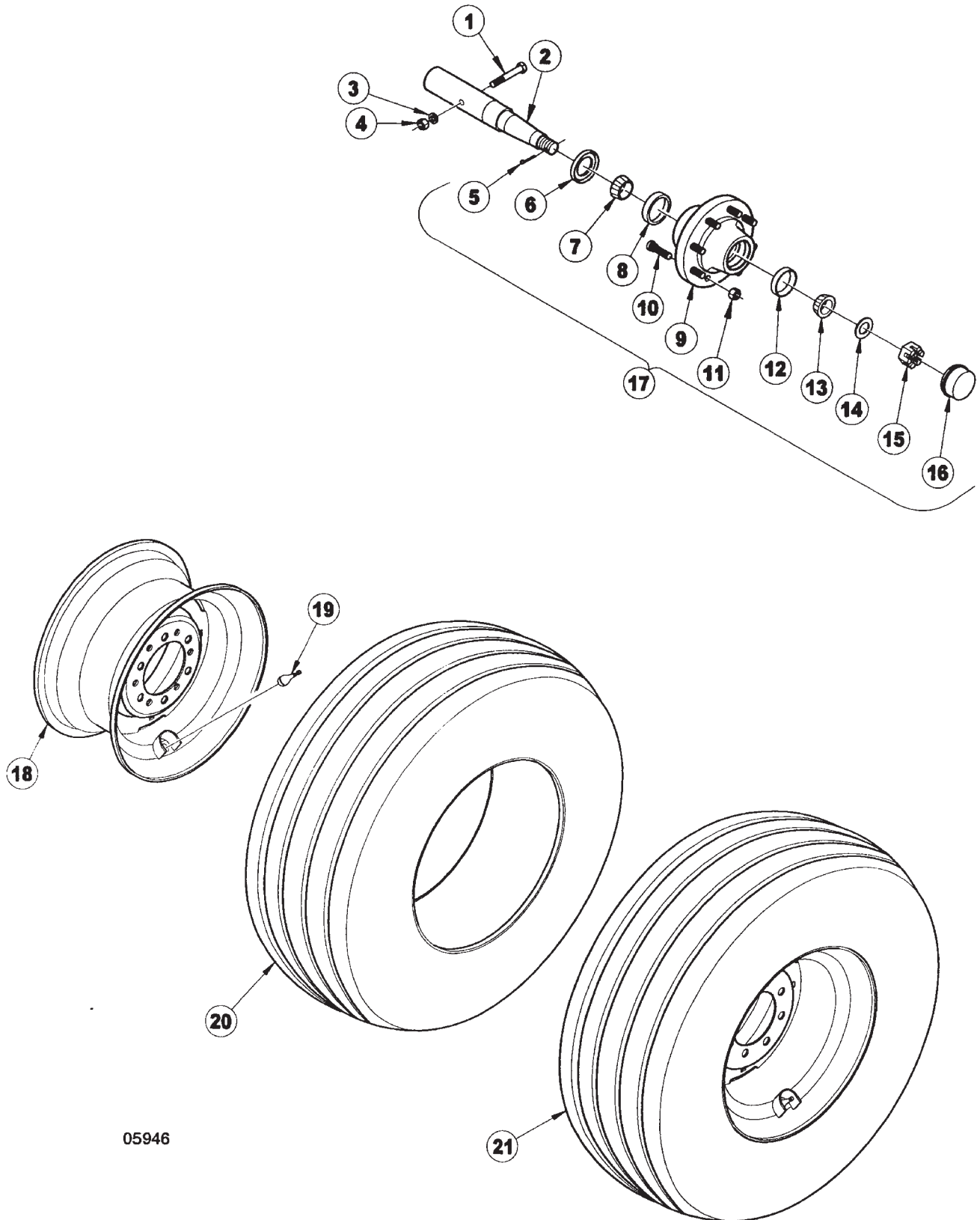
WEB

WORK SWITCH ASSEMBLY

ITEM	NUMBER	QTY	DESCRIPTION
1	SNN32483		CONNECTOR "Y" WIRE TOW BETWEEN
2	SNN32457		WIRE CLUTCH EXTENSION (MAIN) 37.5 FT.
3	SNN31209		U-BOLT 3/8" X 7 1/16 X 8
4	SNN34359		BRACKET SWITCH
5	SNN32102		HEX NUT-3/16
6	SNN32481		WORK SWITCH & WIRE-AIR CART
7	SNN32101		STOVE BOLT PLATED 3/16 X 1 1/2
8	SNW-514		HEX NUT-3/8
9	SNW-523		LOCK WASHER-3/8
10	SNW-538		FLAT WASHER-3/8

I0006412
PR: t05g30m59a0007

CENTER LIFT SPINDLE & WHEEL ASSEMBLY



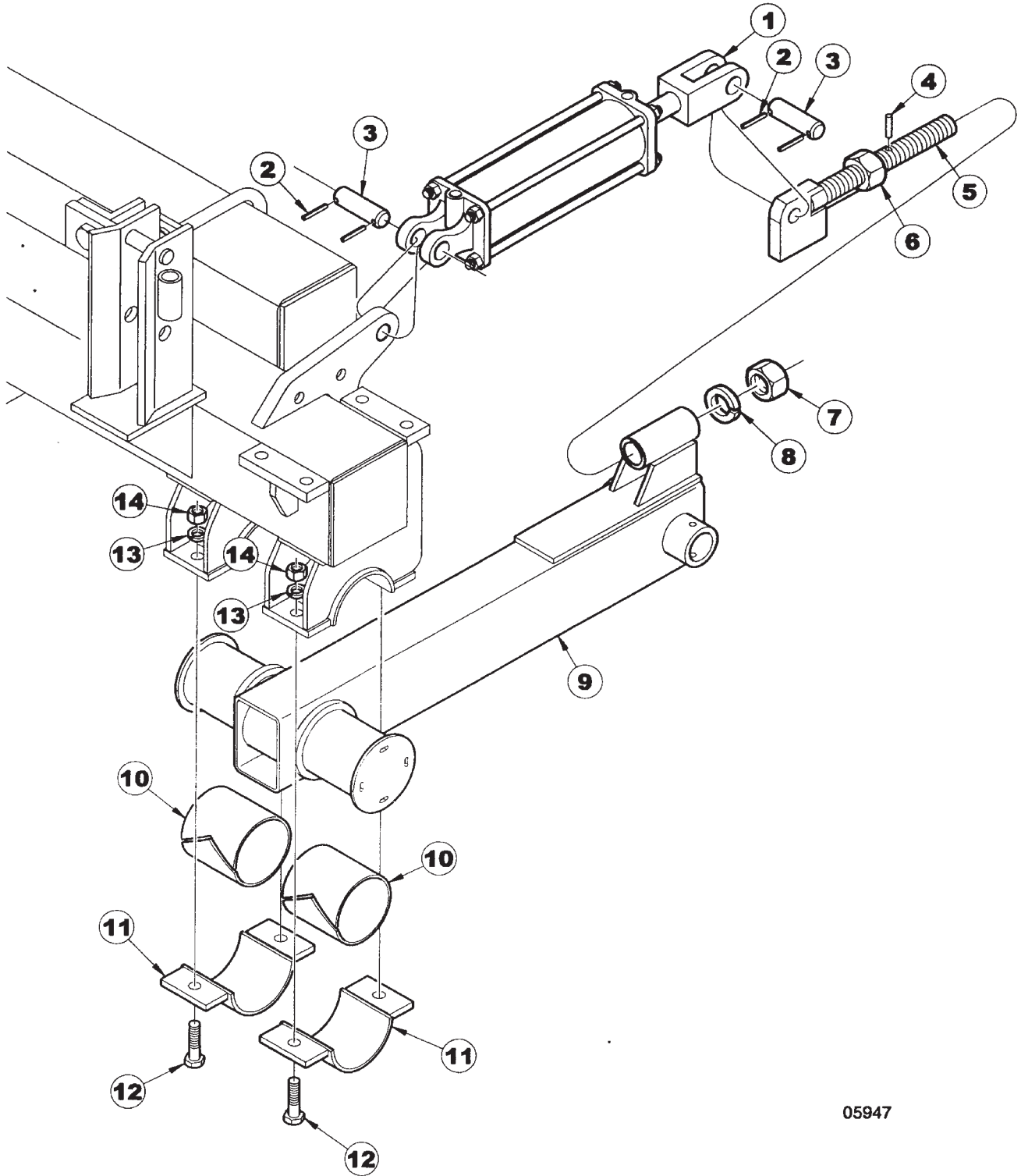
05946

CENTER LIFT SPINDLE & WHEEL ASSEMBLY

ITEM	NUMBER	QTY	DESCRIPTION
1	SN140		HEX BOLT, 1/2"-13 X 4 1/2", GR 5, Y/D
2	SN5621		SPINDLE, 2 3/4" X 15 5/16"L
3	SN113		LOCK WASHER, 1/2" SPLIT TYPE MED, Y/D
4	SN114		HEX NUT, 1/2"-13 FULL, GR 2, Y/D
5	SN1609		COTTER PIN, 3/16" X 1 1/2"
6	SNFK310064		SEAL, 8-BOLT
7	SNFK310062		BEARING (JLM506849)
8	SNFK310063		RACE (JLM506810)
9	SNFK340163		EIGHT BOLT HUB, STUDDED W/CUPS AND LUG NUTS, PAINTED
10	SNFK340167		LUG BOLT, 5/8"-18 X 2 1/4"
11	SNFK340168		LUG NUT, 5/8"-18, GR 5, 90 DEG TAPER, Y/D
12	SN1936		RACE (LM501310)
13	SN1935		BEARING (LM501349)
14	SNFK340165		WASHER, 1 1/16" ID X 2 1/8" OD X 1/4" THICK, PLAIN
15	SN3302		HEX NUT, 1"-14 FULL SLOTTED GR 2, PLAIN
16	SNFK340162		DUST CAP, 3.125" OD, Y/D
17	SNFK800384		EIGHT BOLT HUB ASSY. (INCLUDES ITEMS 5-16)
18	SN3688Y		WHEEL, 15 X 10, 8 BOLT
19	SN3577		VALVE STEM
20	SN5578		TIRE, 12.5L X 15, (GY-FI-F)
21	SN5555		TIRE, 12.5L (GY-FI-F) W/15X10 WH ASSY 8 BT

I0005946
PR: t05g30m59a0008

WING LIFT ASSEMBLY

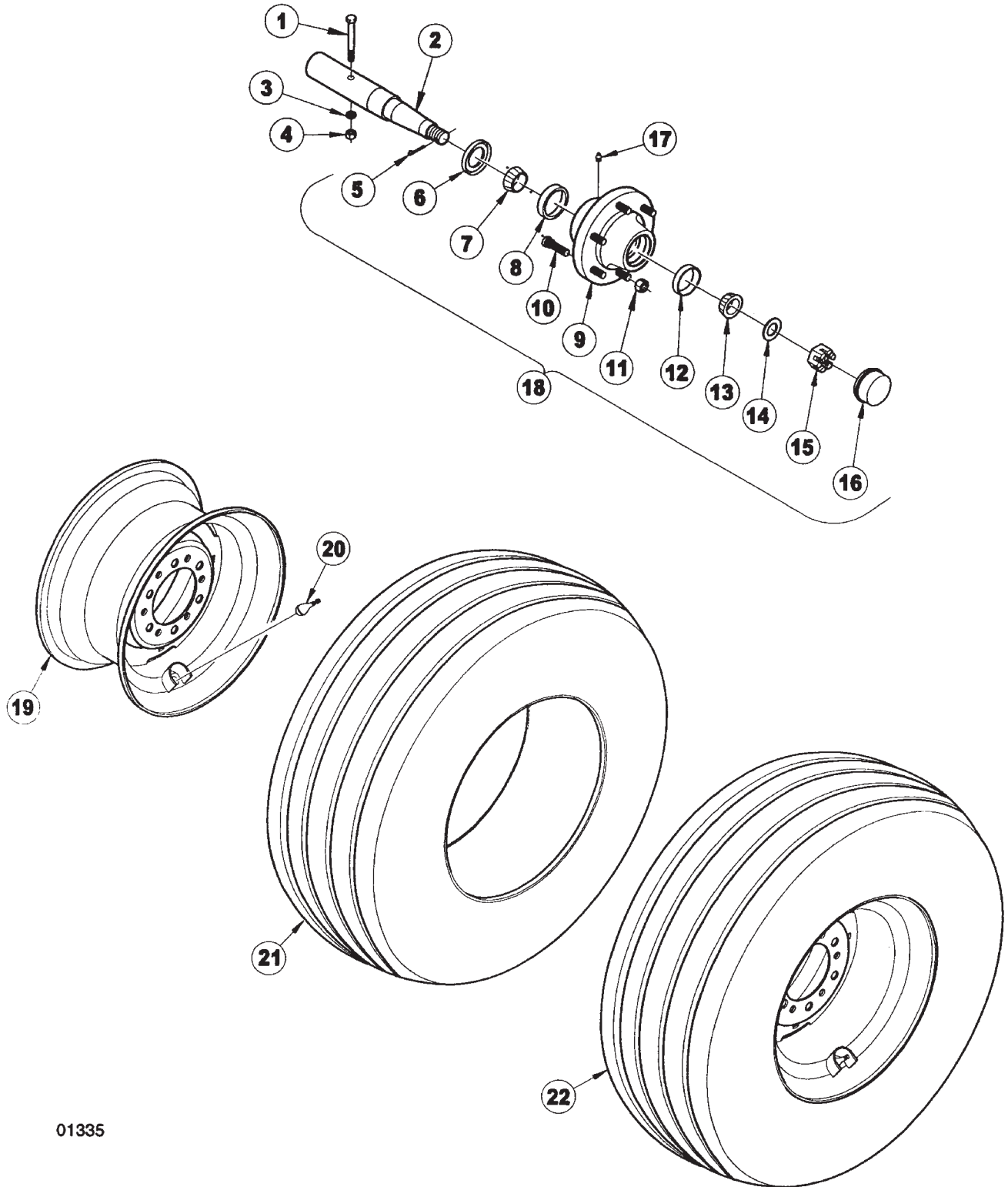


WING LIFT ASSEMBLY

ITEM	NUMBER	QTY	DESCRIPTION
1	SN4431R		CYLINDER, 3 3/4" X 10" REPH. (22 1/4" CPC) CROSS (30')
	SN7104		CYLINDER, 4 1/4" X 10" REPHAS-ING (22 1/4" CPC) ORB CROSS (40')
2	SN3164		ROLL PIN, 5/16" X 2" SPIRAL MEDIUM DUTY, Y/D
3	SN5339		PIN, 1" X 4 1/16" (3"), Y/D
4	SN4623		GUIDE PIN
5	SN6155		ADJUSTMENT BOLT
6	SN2079		JAM NUT, 1 1/2"-6 HEX, GR 2, Y/D
7	SN1978		HEX NUT, 1 1/2"-6 FULL, GR 2, Y/D
8	SN2085		LOCK WASHER, 1 1/2" SPLIT TYPE MED, Y/D
9	SN9908		LIFT ARM, 9433-30 & 40, GRAIN DRILL
10	SN6425		BEARING, LIFT (SPLIT)
11	SN6301		BEARING CAP
12	SN1122		HEX BOLT, 3/4"-10 X 2 1/2", GR 5, Y/D
13	SN1040		LOCK WASHER, 3/4" SPLIT TYPE MED, Y/D
14	SN106		HEX NUT, 3/4"-10 FULL, GR 5, Y/D

I0005947
PR: t05g30m59a0009

WING LIFT SPINDLE & TIRE ASSEMBLY

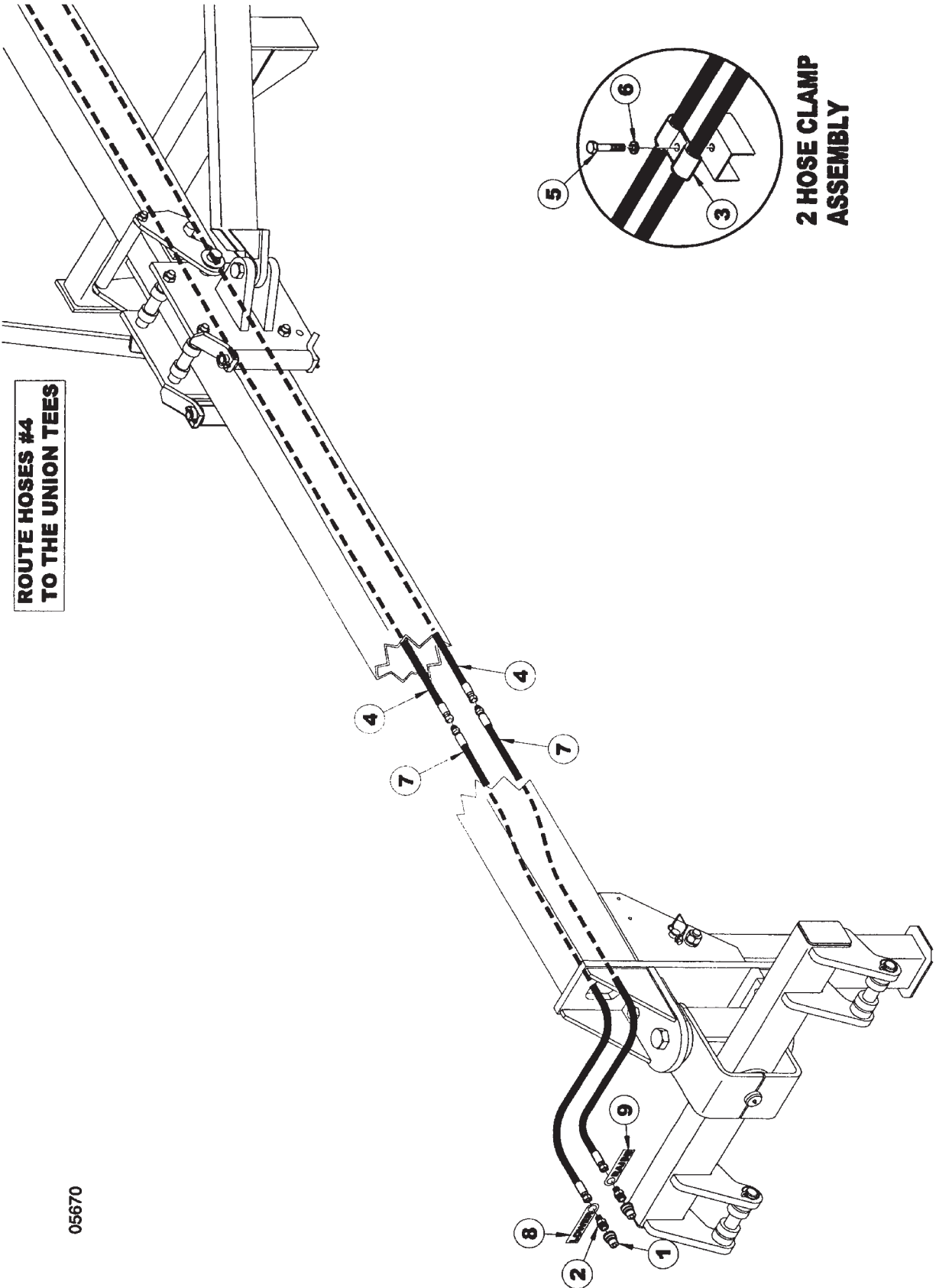


WING LIFT SPINDLE & TIRE ASSEMBLY

ITEM	NUMBER	QTY	DESCRIPTION
1	SN2585		HEX BOLT, 7/16"-14 X 3 1/2", GR 5, Y/D
2	SN3298		SPINDLE, 2" X 11 1/4"
3	SN302		LOCK WASHER, 7/16" SPLIT TYPE MED, Z
4	SN303		HEX NUT, 7/16"-14 FULL, GR 2, Y/D
5	SN3066		COTTER PIN, 7/32" X 1 1/2"
6	SN3301		TRIPLE LIP SEAL
7	SN1935		BEARING (LM501349)
8	SN1936		RACE (LM501310)
9	SN1937		SIX BOLT HUB, STUDDED W/CUPS AND LUG NUTS, PAINTED
10	SN3118		LUG BOLT, 9/16"-18 X 1 7/8" PRESS IN, PL
11	SN3117		LUG NUT, 9/16"-18, GR 5, 90 DEG TAPER, Y/D
12	SN1605		RACE (LM67010)
13	SN1606		BEARING (LM67048)
14	SN3303		WASHER, 1 1/32" ID X 1 3/4" ODX 1/8" THICK, PLAIN
15	SN3302		HEX NUT, 1"-14 FULL SLOTTED GR 2, PLAIN
16	SN1610		DUST CAP, 2.448" OD, Y/D
17	SN2098-6		GREASE ZERK, 1/4"-28, 17/32" L
18	SN3300		SIX BOLT HUB ASSEMBLY W/3301 SEAL (INCLUDES ITEMS 5-16)
19	SN5094		WHEEL, 15 X 6, 6-BOLT
20	SN3577		VALVE STEM
21	SN3579		TIRE, 9.5L X 15, 12 PLY,
22	SN5152		TIRE, 9.5L 12 PLY TUBELESS W/ 15 X 6 WH ASSY 6 BT

I0001335
PR: t05g30m59a0010

MAIN FRAME LIFT HYDRAULICS



**ROUTE HOSES #4
TO THE UNION TEES**

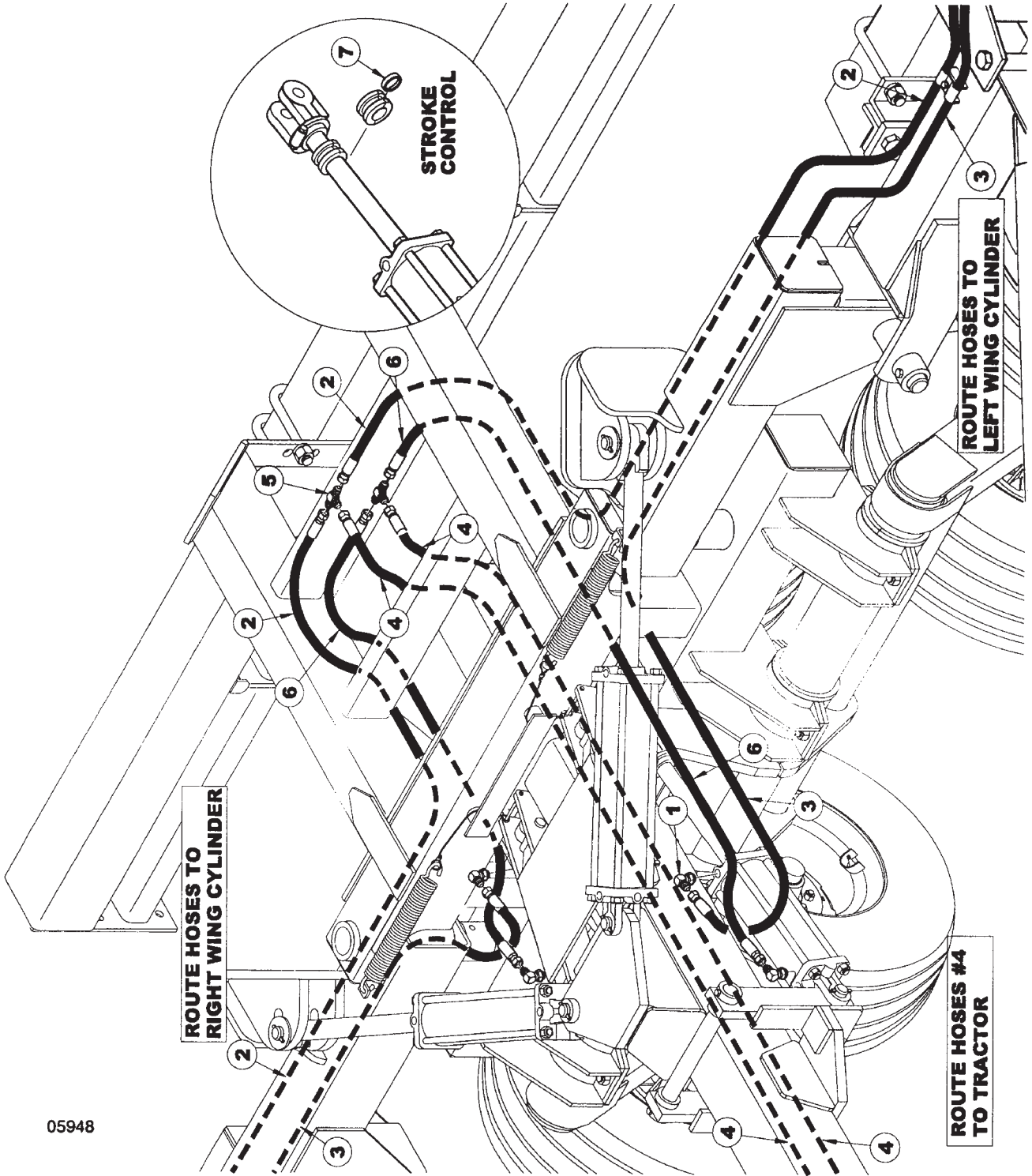
05670

ITEM	NUMBER	QTY	DESCRIPTION
1	SN3253		HYDRAULIC COUPLER, MALE HALF
2	SN2426		MALE CONNECTOR, 7/8"-14 MF X 1/2-14 MPT
3	SN5302		PIPE CLAMP, 3/8" BOLT HOLE
4	SN4198005		HOSE, 1/2" X 198" L, FEMALE ENDS
5	SN3984		HEX BOLT, 3/8"-16 X 1 1/4", GR 5, Y/D
6	SN176		LOCK WASHER, 3/8" SPLIT TYPE MED, Y/D
7	SN4130006		HOSE, 1/2" X 130" L, M/F ENDS
	SN4198006		HOSE, 1/2" X 198" L, M/F ENDS

WARNING
THESE PARTS ARE IMPORTANT TO THE SAFETY OF THIS EQUIPMENT AND THOSE WHO OPERATE IT. USE ONLY EXACT REPLACEMENT PARTS TO PREVENT HYDRAULIC FAILURE. BEFORE REPLACING THESE PARTS, REVIEW AND FOLLOW THE INSTRUCTIONS IN THE SAFETY AND OPERATING SECTIONS OF THIS MANUAL.

I0005670
PR: t05g30m59a0011

CENTER FRAME LIFT HYDRAULICS



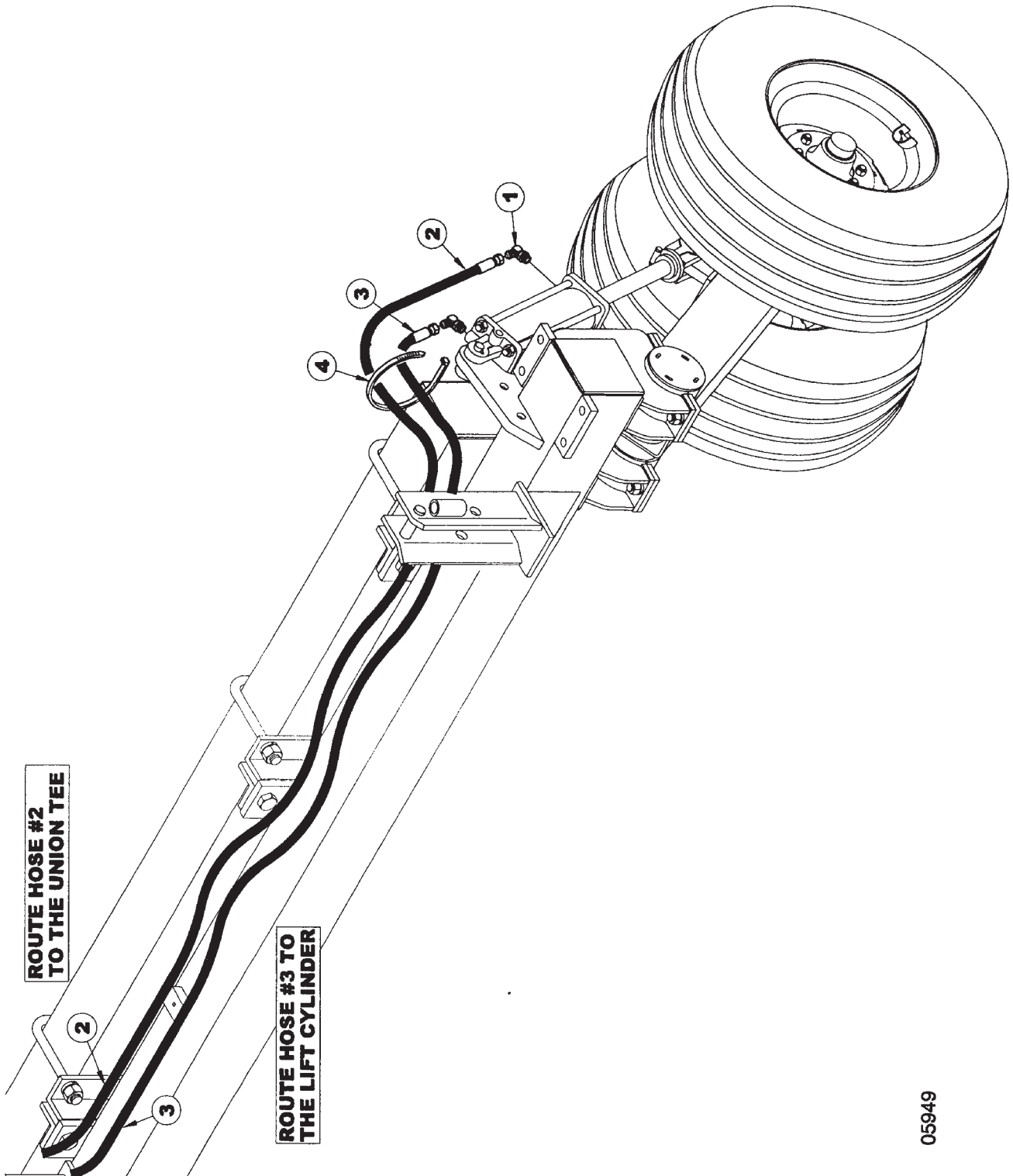
05948

CENTER FRAME LIFT HYDRAULICS

ITEM	NUMBER	QTY	DESCRIPTION
1	SN4457		90 DEG STRAIGHT THD ELBOW, 7/8"-14 MF X 3/4"-16 MOR
2	SN4224005		HOSE, 1/2" X 224" L, FEMALE ENDS (30')
	SN4285005		HOSE, 1/2" X 285" L, FEMALE ENDS (40')
3	SN4255005		HOSE, 1/2" X 255" L, FEMALE ENDS (30')
	SN4294005		HOSE, 1/2" X 294" L, FEMALE ENDS (40')
4	SN4198005		HOSE, 1/2" X 198" L, FEMALE ENDS
5	SN4460		UNION TEE, 7/8"-14 MF
6	SN4065005		HOSE, 1/2" X 65" L, FEMALE ENDS
7	SN2355		STROKE CONTROL SEGMENTS, 1 1/2" DIAMETER
			WARNING
			THESE PARTS ARE IMPORTANT TO THE SAFETY OF THIS EQUIPMENT AND THOSE WHO OPERATE IT. USE ONLY EXACT REPLACEMENT PARTS TO PREVENT HYDRAULIC FAILURE. BEFORE REPLACING THESE PARTS, REVIEW AND FOLLOW THE INSTRUCTIONS IN THE SAFETY AND OPERATING SECTIONS OF THIS MANUAL.

I0005948
PR: t05g30m59a0012

OUTER WING LIFT HYDRAULICS



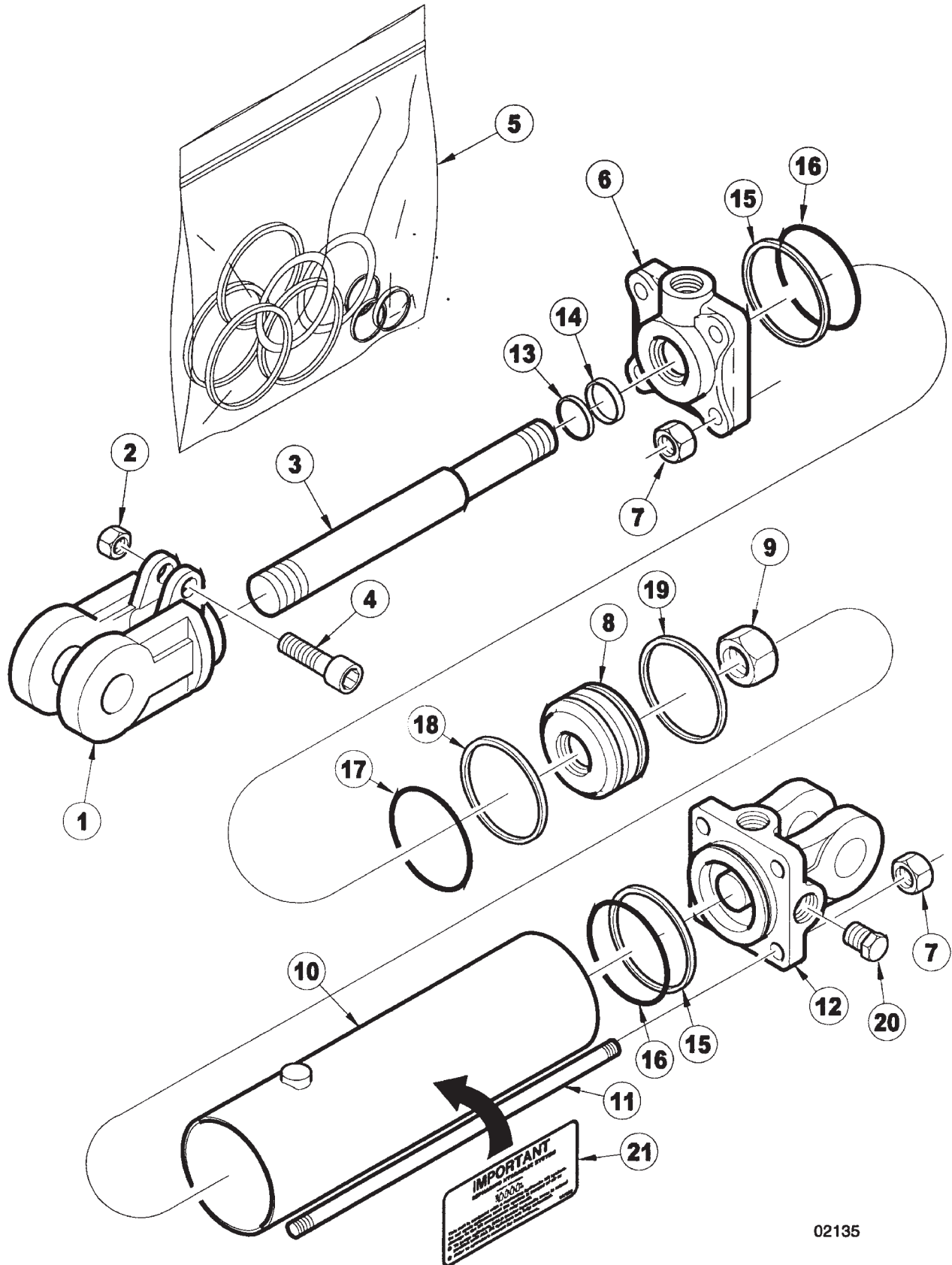
ROUTE HOSE #2
TO THE UNION TEE

ROUTE HOSE #3 TO
THE LIFT CYLINDER

ITEM	NUMBER	QTY	DESCRIPTION
1	SN4457		90 DEG STRAIGHT THD ELBOW, 7/8"-14 MF X 3/4"-16 MOR
2	SN4224005		HOSE, 1/2" X 224" L, FEMALE ENDS (30')
	SN4285005		HOSE, 1/2" X 285" L, FEMALE ENDS (40')
3	SN4255005		HOSE, 1/2" X 255" L, FEMALE ENDS (30')
	SN4294005		HOSE, 1/2" X 294" L, FEMALE ENDS (40')
4	SN2587		PLASTIC HOSE STRAP, 21 1/2" L
			WARNING
			THESE PARTS ARE IMPORTANT TO THE SAFETY OF THIS EQUIPMENT AND THOSE WHO OPERATE IT. USE ONLY EXACT REPLACEMENT PARTS TO PREVENT HYDRAULIC FAILURE. BEFORE REPLACING THESE PARTS, REVIEW AND FOLLOW THE INSTRUCTIONS IN THE SAFETY

I0005949
PR: t05g30m59a0013

3 3/4" X 10" HYDRAULIC CYLINDER (4431R)



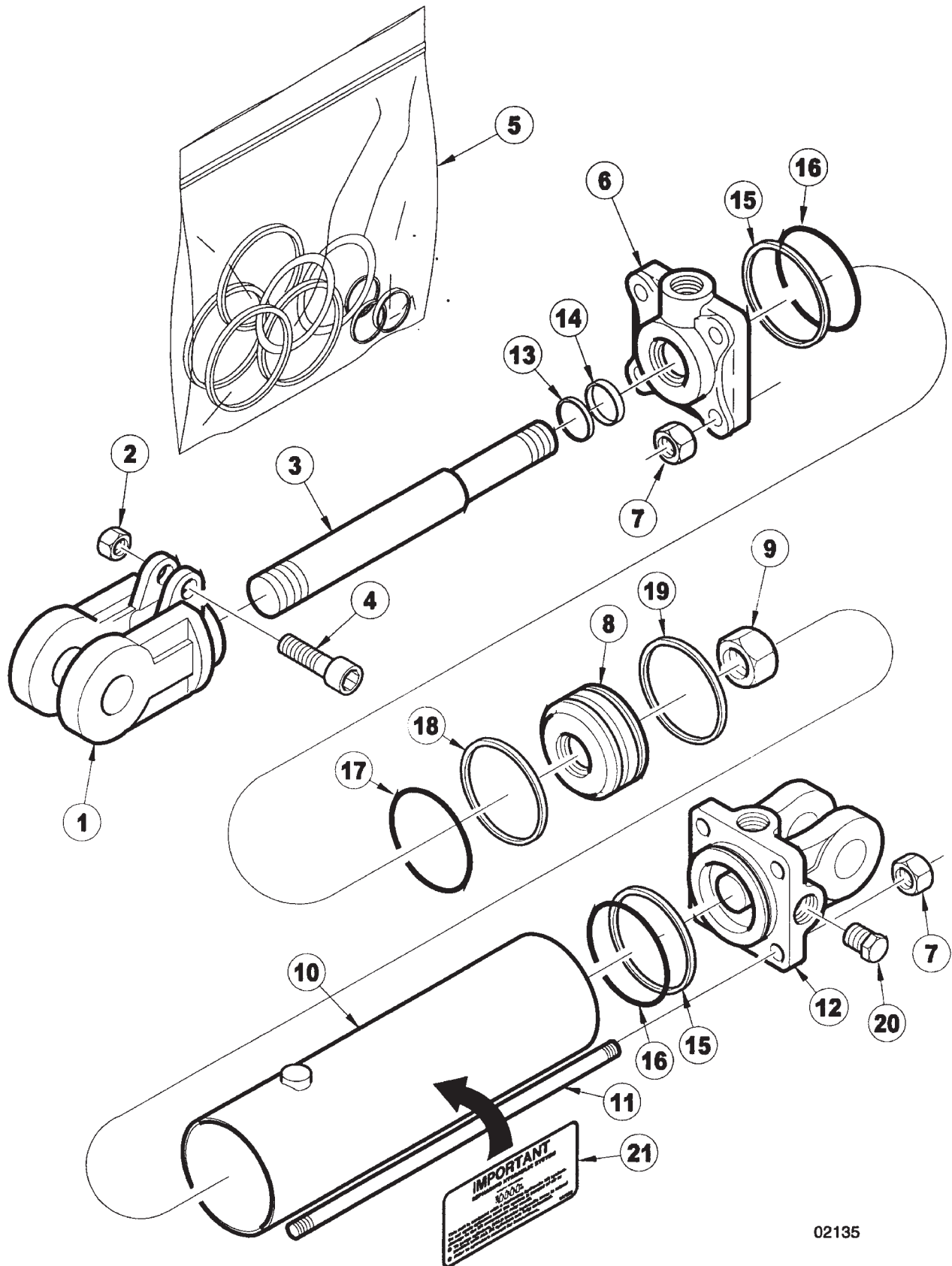
3 3/4" X 10" HYDRAULIC CYLINDER (4431R)

ITEM	NUMBER	QTY	DESCRIPTION
1	SN8610-1		CLEVIS, 1 1/4" THREADS, 1" PIN W/BUSHING, CROSS
2	SN8671-1		CAPSCREW NUT, 5/16" THREADS CROSS
3	SN8899-1		ROD, 1 3/8" DIA, 10" REPHASING CROSS
4	SN8631-1		CAPSCREW, CROSS
5	SN8776-1		SEAL KIT, 3 3/4", 1 3/8" ROD, REPHASING CROSS
6	SN8736-10		HEAD, 3 3/4", 1 3/8" ROD
7	SN8864-1		TIE ROD NUT, 5/8" THREADS
8	SN8717-1		PISTON, 3 3/4" W/1" HOLE
9	SN8683-1		PISTON NUT, 1" CROSS
10	SN8828-1		TUBE, 3 3/4" X 10" REPHASING CROSS
11	SN8849-1		TIE ROD BOLT, 4" X 10" CROSS
12	SN8698-10		BASE, 3 3/4" (ORB), 1" PIN REPHASING CROSS
13			* WIPER
14			* U-CUP
15			* BACKUP
16			* O-RING
17			* O-RING
18			* TEFLON RING
19			* WEAR RING
20	SN4458		PLUG, 3/4"-16 MOR
21	SN997052		SYSTEMS MUST BE BLED OF AIR

NOTE: AVAILABLE IN THE SEAL KIT ONLY

I0002135
PR: t05g30m59a0014

4" X 10" HYDRAULIC CYLINDER (4430R)



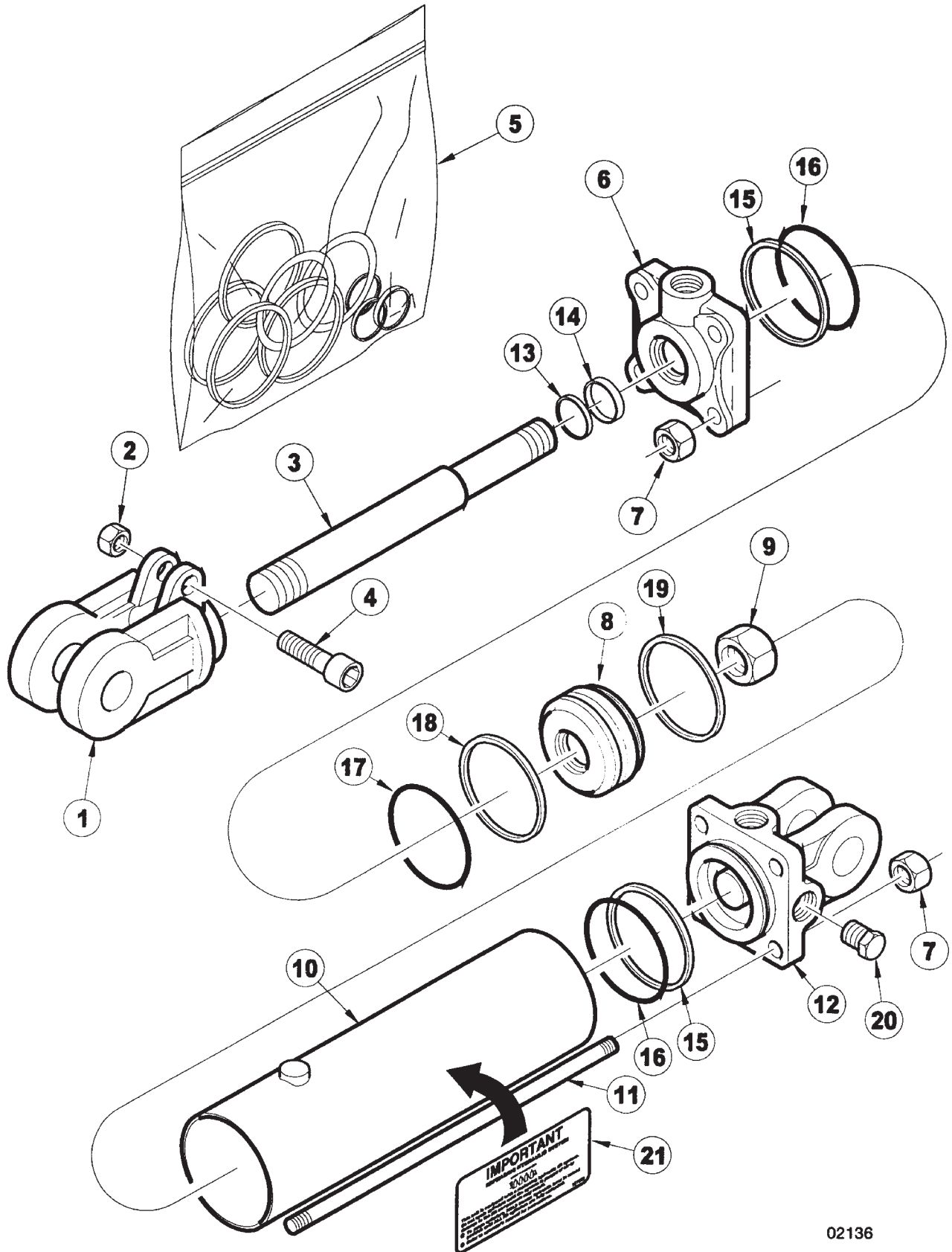
4" X 10" HYDRAULIC CYLINDER (4430R)

ITEM	NUMBER	QTY	DESCRIPTION
1	SN8610-1		CLEVIS, 1 1/4" THREADS, 1" PIN W/BUSHING, CROSS
2	SN8671-1		CAPSCREW NUT, 5/16" THREADS CROSS
3	SN8899-1		ROD, 1 3/8" DIA, 10" REPHASING CROSS
4	SN8631-1		CAPSCREW, CROSS
5	SN8781-1		SEAL KIT, 4", 1 3/8" ROD REPHASING CROSS
6	SN8739-10		HEAD, 4" 1 3/8" ROD, REPHASING CROSS
7	SN8864-1		TIE ROD NUT, 5/8" THREADS
8	SN8718-1		PISTON, 4" W/1" HOLE REPHASING CROSS
9	SN8683-1		PISTON NUT, 1" CROSS
10	SN8826-1		TUBE, 4" X 10" REPHASING CROSS
11	SN8849-1		TIE ROD BOLT, 4" X 10" CROSS
12	SN8699-10		BASE, 4" REPHASING, CROSS
13			* WIPER
14			* U-CUP
15			* BACKUP
16			* O-RING
17			* O-RING
18			* TEFLON RING
19			* WEAR RING
20	SN4458		PLUG, 3/4"-16 MOR
21	SN997052		SYSTEMS MUST BE BLED OF AIR

NOTE: AVAILABLE IN THE SEAL KIT ONLY

I0002135
PR: t05g30m59a0015

4 1/4" X 10" HYDRAULIC CYLINDER (7104R)



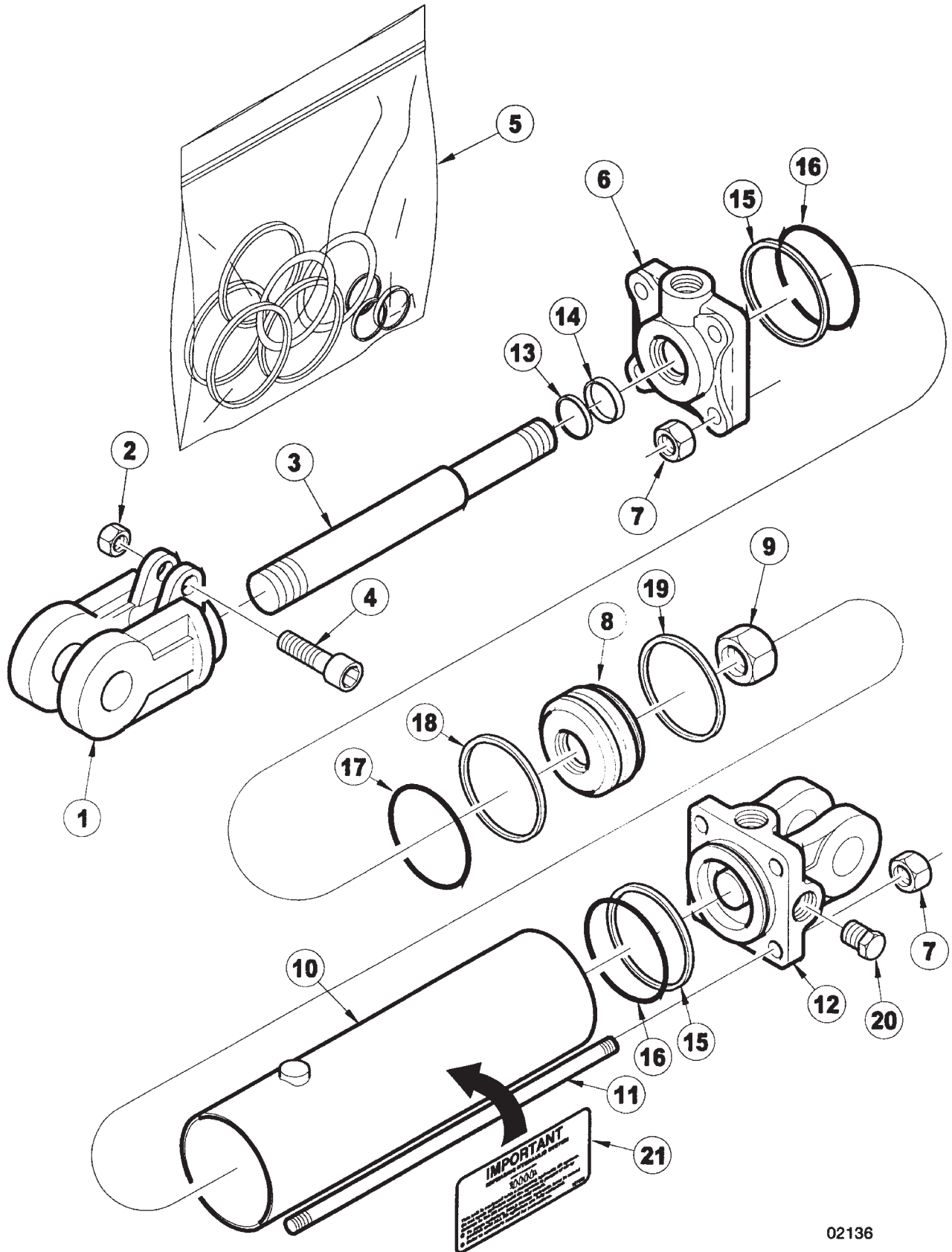
4 1/4" X 10" HYDRAULIC CYLINDER (7104R)

ITEM	NUMBER	QTY	DESCRIPTION
1	SN8610-1		CLEVIS, 1 1/4" THREADS, 1" PIN W/BUSHING, CROSS
2	SN8671-1		CAPSCREW NUT, 5/16" THREADS CROSS
3	SN8966-1		ROD, 1 3/8" DIA, 10" CROSS
4	SN8631-1		CAPSCREW, CROSS
5	SN8780-1		SEAL KIT, 4 1/4", 1 3/8" ROD REPHASING CROSS
6	SN8741-10		HEAD, 4 1/4", 1 3/8" ROD
7	SN8865-1		TIE ROD NUT, 3/4" THREADS
8	SN8695-1		PISTON, 4 1/4" W/1 1/4" HOLE REPHASING, CROSS
9	SN8683-1		PISTON NUT, 1" CROSS
10	SN8805-1		TUBE, 4 1/4" X 10", CROSS
11	SN8873-1		TIE ROD BOLT, 4 1/4" X 10", CROSS
12	SN8675-10		BASE, 4 1/4" (ORB), 1" PIN, CROSS
13			* WIPER
14			* U-CUP
15			* BACK-UP
16			* O-RING
17			* O-RING
18			* TEFLON RING
19			* WEAR RING
20	SN4458		PLUG, 3/4"-16 MOR
21	SN997052		SYSTEMS MUST BE BLED OF AIR

NOTE: AVAILABLE IN THE SEAL KIT ONLY

I0002136
PR: t05g30m59a0016

4 1/2" X 10" HYDRAULIC CYLINDER (7419R)



4 1/2" X 10" HYDRAULIC CYLINDER (7419R)

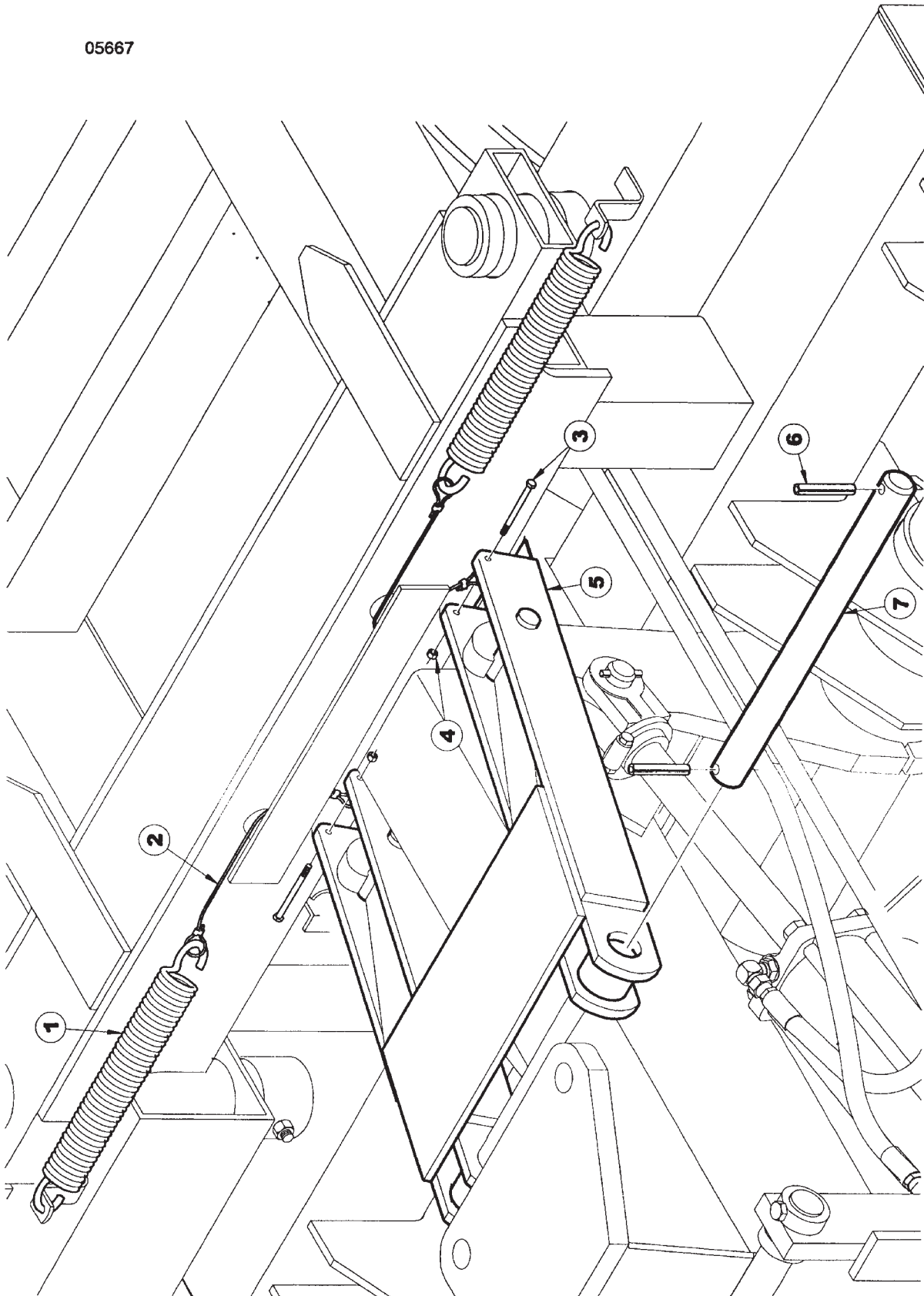
ITEM	NUMBER	QTY	DESCRIPTION
1	SN8617-1		CLEVIS, 1 1/2" THREADS, CROSS
2	SN8671-1		CAPSCREW NUT, 5/16" THREADS CROSS
3	SN8901-1		ROD, 1 1/2" DIA, 10" REPHASING CROSS
4	SN8631-1		CAPSCREW, CROSS
5	SN8799-1		SEAL KIT, 4 1/2", 1 1/2" ROD, CROSS
6	SN8730-10		HEAD, 4 1/2", 1 1/2" ROD
7	SN8865-1		TIE ROD NUT, 3/4" THREADS
8	SN8720-1		PISTON, 4 1/2" REPHASING CROSS
9	SN8685-1		PISTON NUT, 1 1/4" THREAD, CROSS
10	SN8804-1		TUBE, 4 1/2" X 10" REPHASING CROSS
11	SN8873-1		TIE ROD BOLT, 4 1/4" X 10", CROSS
12	SN8679-10		BASE, 4 1/2" (ORB), 1" PIN CROSS
13			* WIPER
14			* U-CUP
15			* BACKUP
16			* O-RING
17			* O-RING
18			* TEFLON RING
19			* WEAR RING
20	SN4458		PLUG, 3/4"-16 MOR
21	SN997052		SYSTEMS MUST BE BLED OF AIR

NOTE: AVAILABLE IN THE SEAL KIT ONLY

I0002136
PR: t05g30m59a0017

TRANSPORT LOCK ASSEMBLY

05667

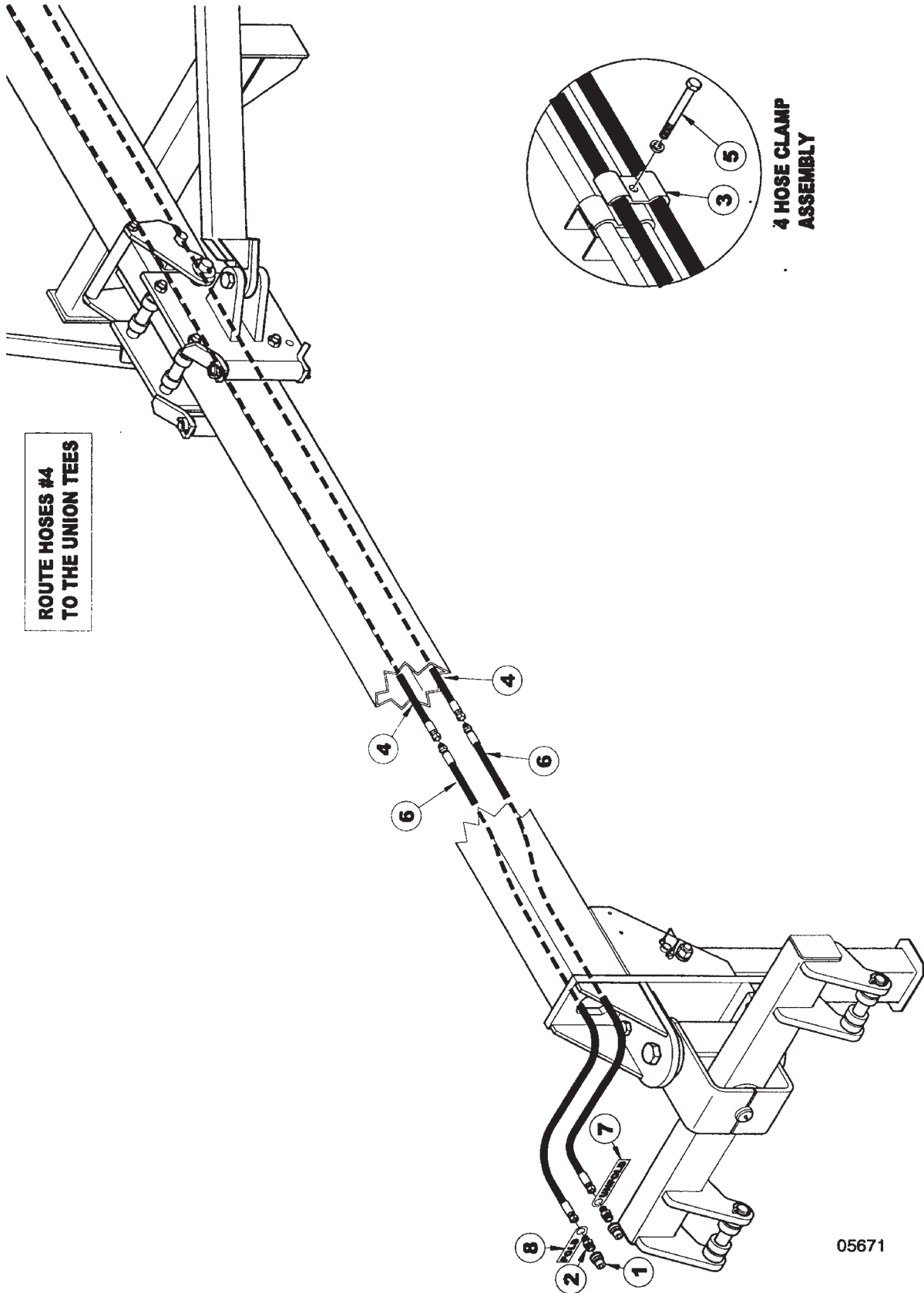


TRANSPORT LOCK ASSEMBLY

ITEM	NUMBER	QTY	DESCRIPTION
1	SN7198		SPRING, 1.250" OD X 1.020" ID, 6" L EXTENSION
2	SN7197		CABLE, 17"
3	SN7771		HEX BOLT, 1/4"-20 X 4 1/2", GR 5, Y/D
4	SN3881		LOCK NUT, 1/4"-20 HEX NYLON INSERT, GR 2, Y/D
5	SN9901R		TRANSPORT LOCK, 9433
6	SNFK150025		ROLL PIN, 1/2" X 3 1/2" Y/D
7	SN7193		PIN, 1 1/2" X 18" (16")

I0005667
PR: t05g30m59a0018

MAIN FRAME FOLD HYDRAULICS



ROUTE HOSES #4
TO THE UNION TEES

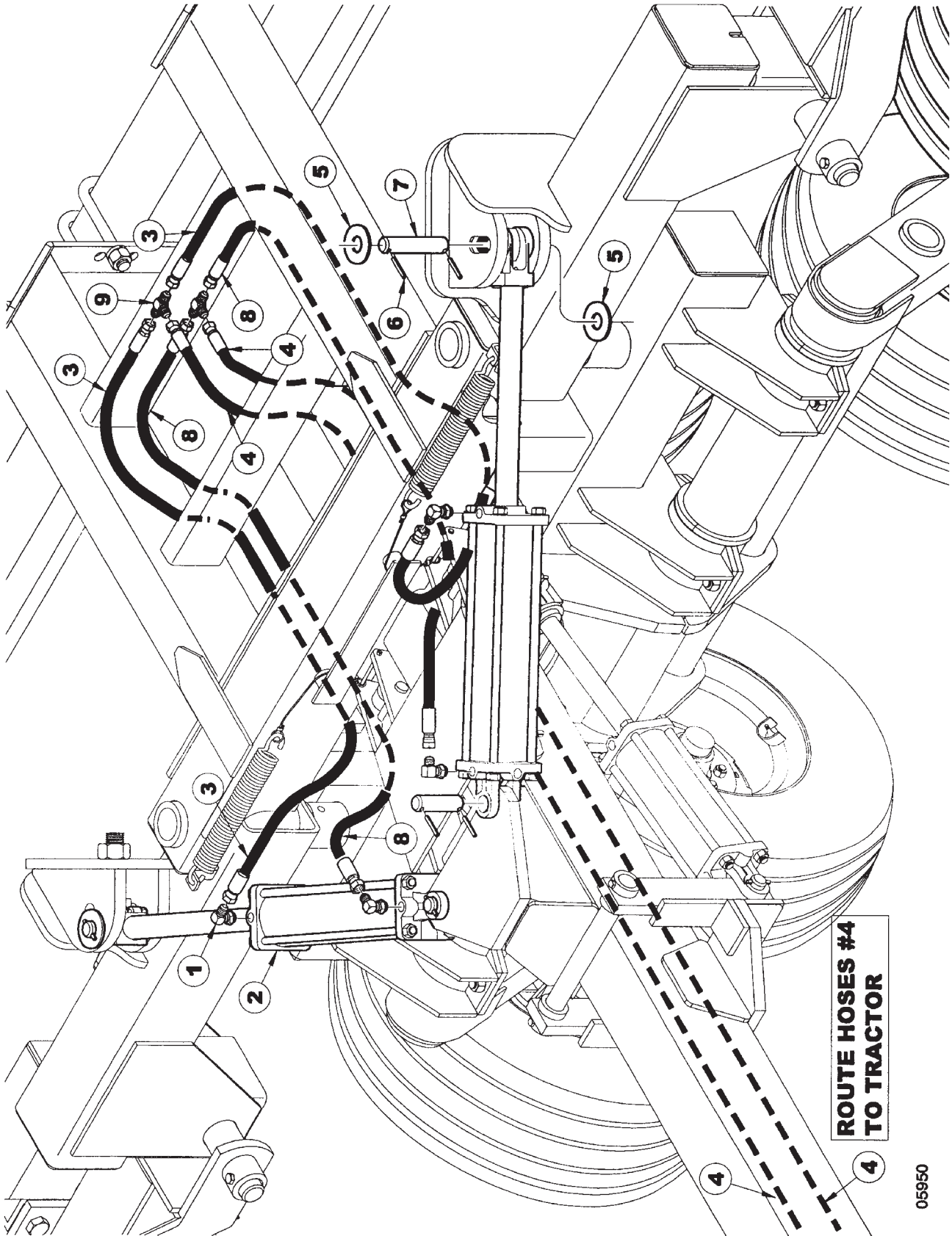
4 HOSE CLAMP
ASSEMBLY

ITEM	NUMBER	QTY	DESCRIPTION
1	SN3253		HYDRAULIC COUPLER, MALE HALF
2	SN2425		MALE CONNECTOR, 3/4"-16 MF X 1/2-14 MPT
3	SN5302		PIPE CLAMP, 3/8" BOLT HOLE
4	SN4200002		HOSE, 3/8" X 200" L, FEMALE ENDS
5	SN2487		HEX BOLT, 3/8"-16 X 2 1/2", GR 5, Y/D
6	SN4118003		HOSE, 3/8" X 118" L, M/F ENDS
	SN4191003		HOSE, 3/8" X 191" L, M/F ENDS

WARNING
THESE PARTS ARE IMPORTANT TO THE SAFETY OF THIS EQUIPMENT AND THOSE WHO OPERATE IT. USE ONLY EXACT REPLACEMENT PARTS TO PREVENT HYDRAULIC FAILURE. BEFORE REPLACING THESE PARTS, REVIEW AND FOLLOW THE INSTRUCTIONS IN THE SAFETY AND OPERATING SECTIONS OF THIS MANUAL.

I0005671
PR: t05g30m59a0019

CENTER FRAME FOLD HYDRAULICS



**ROUTE HOSES #4
TO TRACTOR**

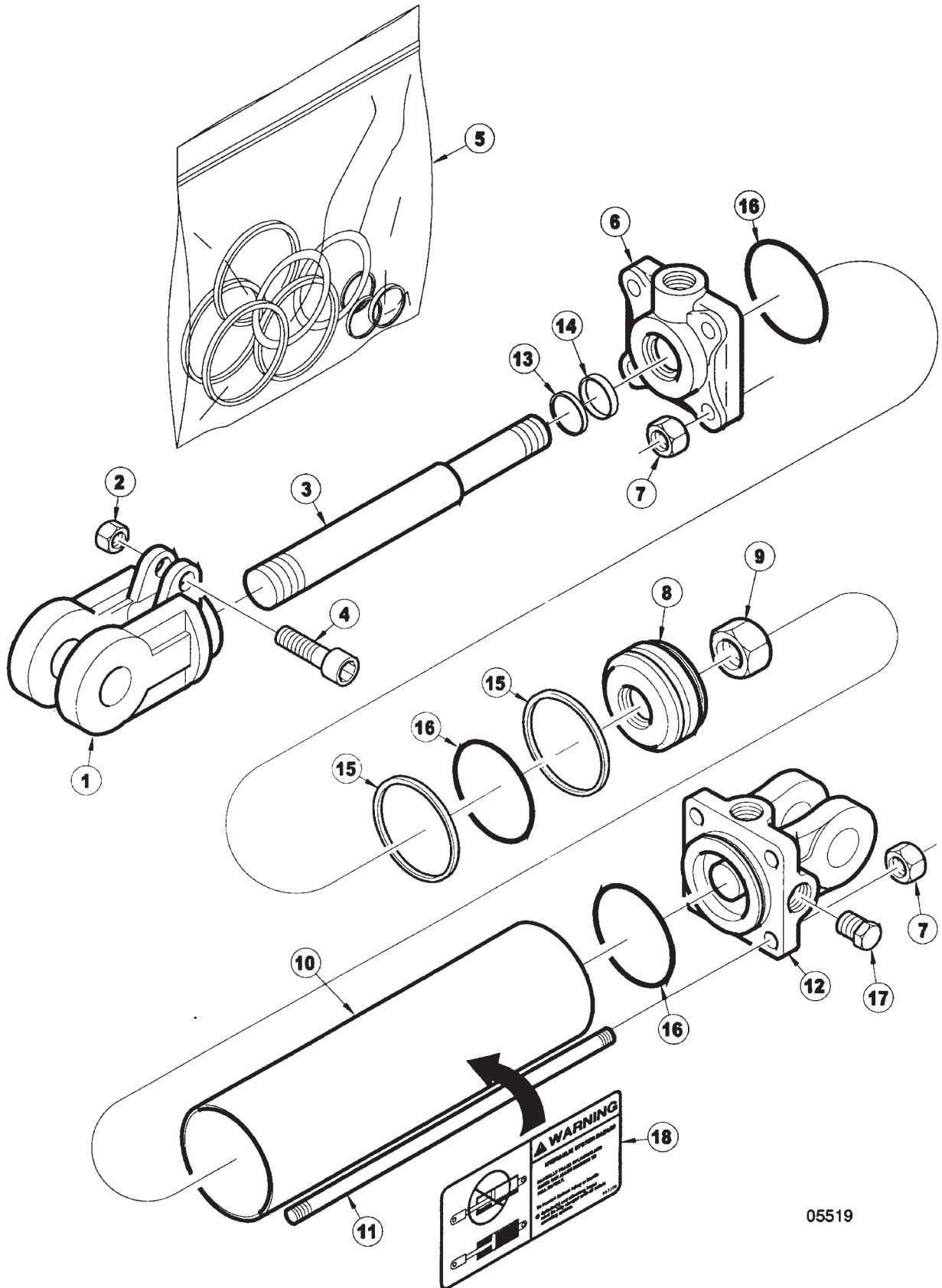
CENTER FRAME FOLD HYDRAULICS

ITEM	NUMBER	QTY	DESCRIPTION
1	SN4466		90 DEG STR THD ELBOW, 3/4"-16 MF
2	SN9725		CYLINDER, 4" X 16" W/8618-1 CLEVIS
3	SN4072002		HOSE, 3/8" X 72" L, FEMALE ENDS
4	SN4200002		HOSE, 3/8" X 200" L, FEMALE ENDS
5	SNFK150172		FLAT WASHER, 1 1/4" SAE, Y/D
6	SN3164		ROLL PIN, 5/16" X 2" SPIRAL MEDIUM DUTY, Y/D
7	SN9910		PIN, 1 1/4" X 6 3/8"
8	SN4060002		HOSE, 3/8" X 60" L, FEMALE ENDS
9	SN2429		UNION TEE, 3/4"-16 MF

WARNING
THESE PARTS ARE IMPORTANT TO THE SAFETY
OF THIS EQUIPMENT AND THOSE WHO OPERATE
IT. USE ONLY EXACT REPLACEMENT PARTS TO
PREVENT HYDRAULIC FAILURE. BEFORE
REPLACING THESE PARTS, REVIEW AND
FOLLOW THE INSTRUCTIONS IN THE SAFETY
AND OPERATING SECTIONS OF THIS MANUAL.

I0005950
PR: t05g30m59a0020

4" X 16" HYDRAULIC CYLINDER (9725R)



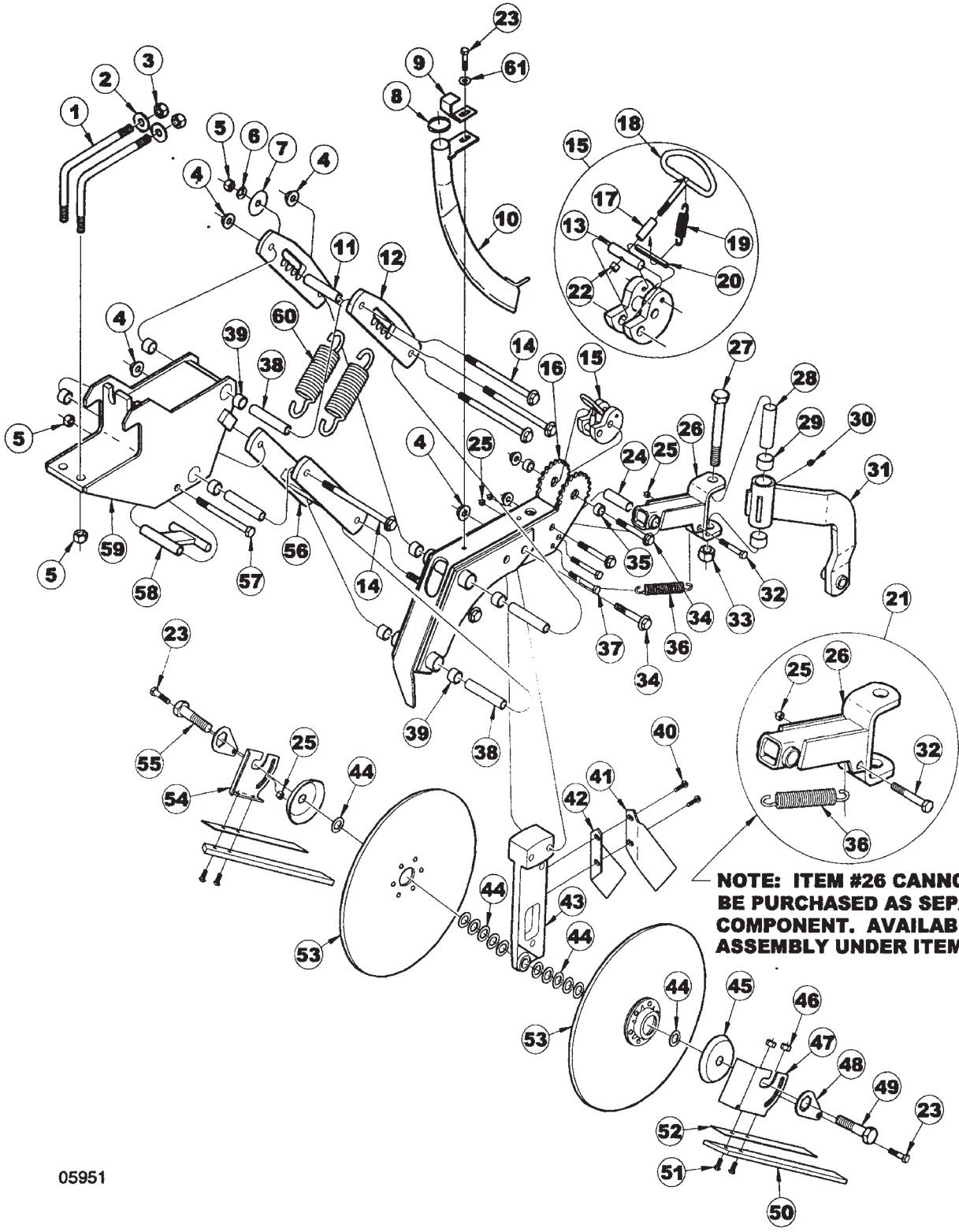
4" X 16" HYDRAULIC CYLINDER (9725R)

ITEM	NUMBER	QTY	DESCRIPTION
1	SN8618-1		CLEVIS, 1 1/4" THREADS, 1 1/4" PIN W/BUSHING, CROSS
2	SN8671-1		CAPSCREW NUT, 5/16" THREADS CROSS
3	SN8877-1		ROD, 1 1/2" DIA, 16" CROSS
4	SN8631-1		CAPSCREW, CROSS
5	SN8789-1		SEAL KIT, 4", 1 1/2" ROD REPHASING CROSS
6	SN8744-10		HEAD, 4", 1 1/2" ROD, CROSS (ORB)
7	SN8864-1		TIE ROD NUT, 5/8" THREADS
8	SN8713-1		PISTON, 4" W/1" HOLE CROSS
9	SN8681-1		PISTON NUT, 3/4" CROSS
10	SN8833-1		TUBE, 4" X 16" CROSS
11	SN8854-1		TIE ROD BOLT, 4" X 16" CROSS
12	SN8692-10		BASE, 4" (ORB), 1 1/4" PIN CROSS
13			* WIPER
14			* U-CUP
15			* BACKUP
16			* O-RING
17	SN4458		PLUG, 3/4"-16 MOR
18	SN997309		HYDRAULIC SYSTEM HAZARD

NOTE: AVAILABLE IN THE SEAL KIT ONLY

I0005519
PR: t05g30m59a0021

ALL PURPOSE HEADS UP OPENER



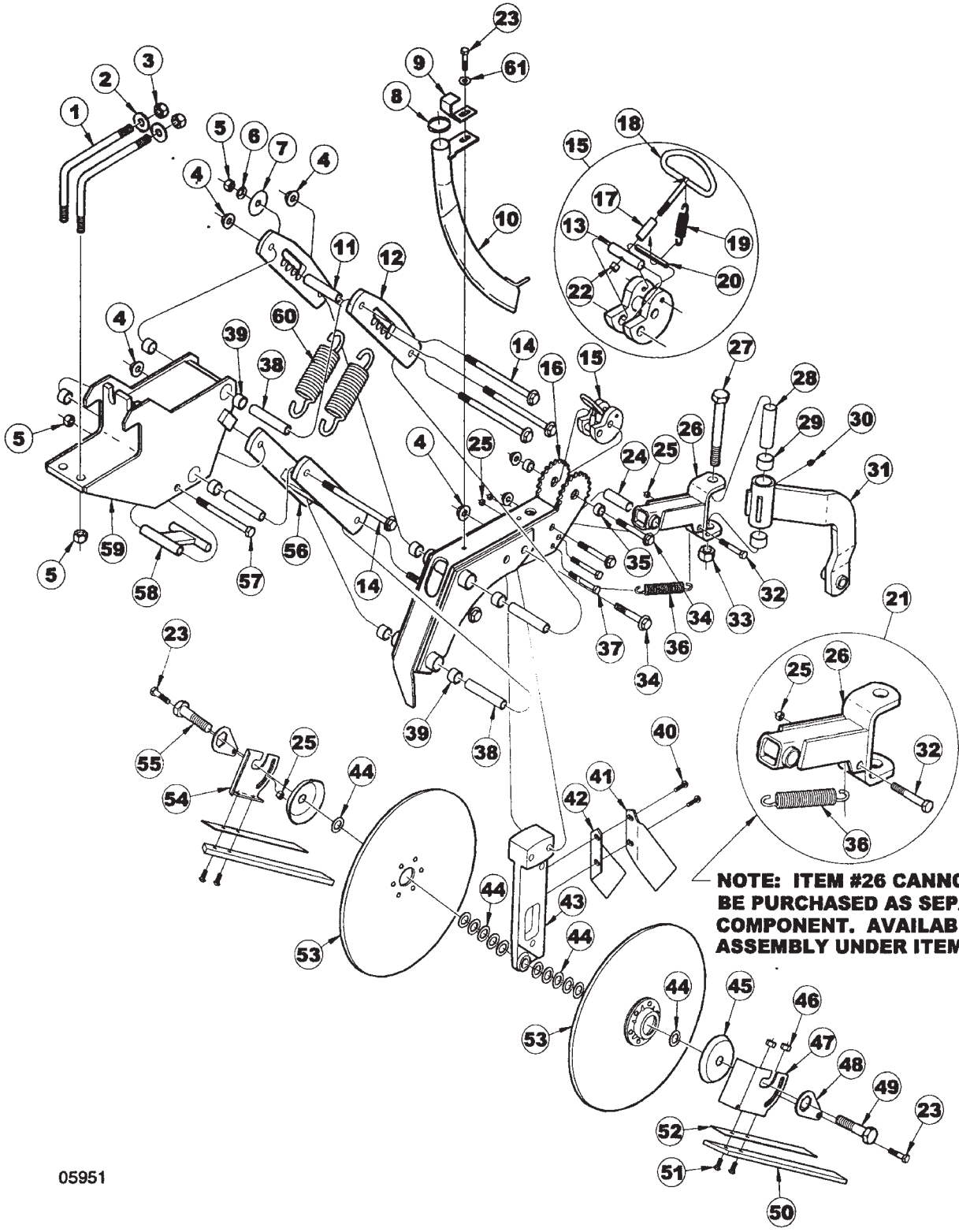
NOTE: ITEM #26 CANNOT BE PURCHASED AS SEPARATE COMPONENT. AVAILABLE AS ASSEMBLY UNDER ITEM #21.

ITEM	NUMBER	QTY	DESCRIPTION
1	SN7024		L-BOLT, 5/8-11 X 4 5/8 X 6 5/8, Y/D
2	SNFK150283		FLAT WASHER, 5/8" SAE, Y/D
3	SN669-1		LOCK NUT, 5/8" HEX NYLON
4	SN9683		1/2-13 FLANGE TOPLOCK NUT GR G CAD/WAX
5	SN2096		LOCK NUT, 1/2"-13 HEX NYLON INSERT
6	SN6618		WASHER, .531"ID X .813"OD, .129" CROWN
7	SN6619		WASHER, .531" ID X 2.000" OD X .058" THICK, Y/D
8	SNN11470		HOSE CLAMP
9	SN10157		BRACKET, HOSE HOLDER
10	SN9937		SEED TUBE, ALL PURPOSE HEADS UP
11	SN7033B		SPACER TUBE, 4 1/2" L,
12	SN7032		PARALLEL LINKAGE, 11" TOP, ALL PURPOSE
13	SN7084		DEPTH LOCK PIN, Y/D
14	SN9680		HHFS 1/2"-13 X 6 1/2" GR5 Y/D
15	SN9102		DEPTH CAM ASSY, ALL PURPOSE
16	SN7034B		OPENER FRAME, ALL PURPOSE
17	SN7085		SPACER, DEPTH LOCK, Y/D
18	SN7040		DEPTH LOCK, ALL PURPOSE, Y/D
19	SN7083		SPRING, .500" OD X .375" ID, 1 1/2" L EXTENSION
20	SN6440		ROLL PIN, 1/4" X 1 3/4" MEDIUM DUTY, Y/D
21	SN10333		PRESS WHEEL FRAME SWIVEL, W/SPRING,
22	SN3881		LOCK NUT, 1/4"-20 HEX NYLON INSERT,
23	SN1193		HEX BOLT, 3/8"-16 X 3/4", GR 5, Y/D
24	SN7042		CLAMP BUSHING, .750" OD X .532" ID, .109 W, 2 5/64" L
25	SN3567		LOCK NUT, 3/8"-16 HEX NYLON INSERT, GR 2, Y/D
26	SN7041		PRESS WHEEL FRAME, SWIVEL, ALL PURPOSE
27	SN1021		HEX BOLT, 3/4"-10 X 5 1/2", GR 5, Y/D
28	SN7043		CLAMP BUSHING, 1" OD X .760"ID, .120" W, 3 5/8" L
29	SN5934		BUSHING, 1 1/4" OD X 1" ID, 5/8" L (HARD) SPRING
30	SN2098-1		GREASE ZERK, 1/8" NPTF, 5/8" L
31	SN7044B		PRESS WHEEL FRAME, REAR, ALL PURPOSE
32	SN2487		HEX BOLT, 3/8"-16 X 2 1/2", GR 5, Y/D
33	SNHEN3410		LOCK NUT, 3/4" HEX NYLON
34	SN9682		HHFS 1/2"-13 X 3 3/4" GR5 Y/D
35	SN7034		BUSHING, DEPTH CONTROL, 1/2"
36	SN9708		SPRING, .162" WIRE DIA X 5" L EXTENS
37	SN3806		HEX BOLT, 3/8"-16 X 3", GR 5, Y/D
38	SN7029		CLAMP BUSHING, 4 21/32"
39	SN5935		BUSHING, 1" OD X 3/4" ID, 5/8" L (HARD) SPRING
40	SN10463		BOLT, HEX FLG, 5/16-18 X 3/4 GR5, Y/D
41	SN10127		SCRAPER, OPENER LEFT
42	SN10126		SCRAPER, OPENER RIGHT
43	SN9780		OPENER BAR, ALL PURPOSE, HEADS UP
44	SNDR80011		WASHER, MACHINE
45	SNB1127		DUST CAP
46	SN6378		LOCK NUT, 5/16" HEX NYLON
47	SN7205		MOUNTING BRACKET, SOIL CONTROL DEVIC
48	SN7203		LOCKING ARM
49	SNDR81044		HEX BOLT, 3/4"-10 LH X 2", GR 5, Y/D

CONTINUED

I0005951
PR: t05g30m59a0022

ALL PURPOSE HEADS UP OPENER



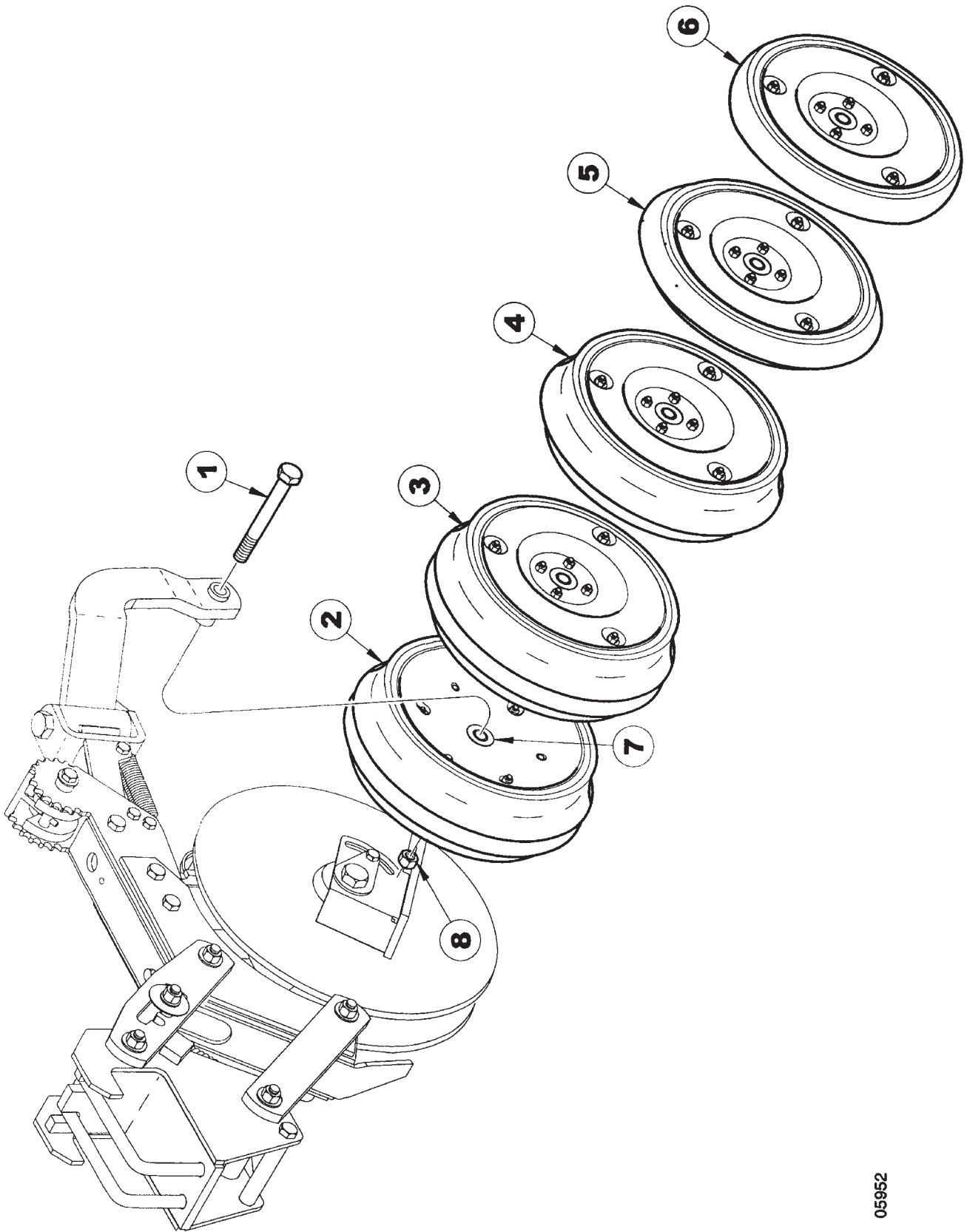
NOTE: ITEM #26 CANNOT BE PURCHASED AS SEPARATE COMPONENT. AVAILABLE AS ASSEMBLY UNDER ITEM #21.

ALL PURPOSE HEADS UP OPENER

ITEM	NUMBER	QTY	DESCRIPTION
50	SN7201		SOIL CONTROL STRIP
51	SN6376		CARRIAGE BOLT, 5/16"-18 X 1" GR 5, Y/D
52	SN7859		SUPPORT, SOIL CONTROL STRIP
53	SN9753		OPENER BLADE & BRG ASSEMBLY, HEADS UP
54	SN7204		MOUNTING BRACKET, SOIL CONTROL DEVIC
55	SN1220		HEX BOLT, 3/4"-10 X 2", GR 5 Y/D
56	SN10542		PARALLEL LINKAGE, 11" LOWER, ALL PURPOSE
57	SN840		HEX BOLT, 1/2"-13 X 5 1/2", GR 5, Y/D
58	SN7030		SPRING ANCHOR, ALL PURPOSE
59	SN7028		OPENER MOUNT, LONG, ALL
	SN7027		OPENER MOUNT, SHORT, ALL
60	SN7026		SPRING, 1.6875" OD X 1.1635" ID, 7 5/16" L, EXTENSION BLACK
61	SN317		FLAT WASHER, 3/8", Y/D
	SN7266		SOIL CONTROL DEVICE ASSY
	SN9879		ALL PURPOSE OPENER ASSEMBLY, HEADS UP, SHORT(ALL ABOVE PARTS BUT 8-9)
	SN9880		ALL PURPOSE OPENER ASSEMBLY, HEADS UP, LONG(ALL ABOVE PARTS BUT 8-9)

I0005951
PR: t05g30m59a0022

ALL PURPOSE HEADS UP OPENER PRESS WHEEL
ASSEMBLY



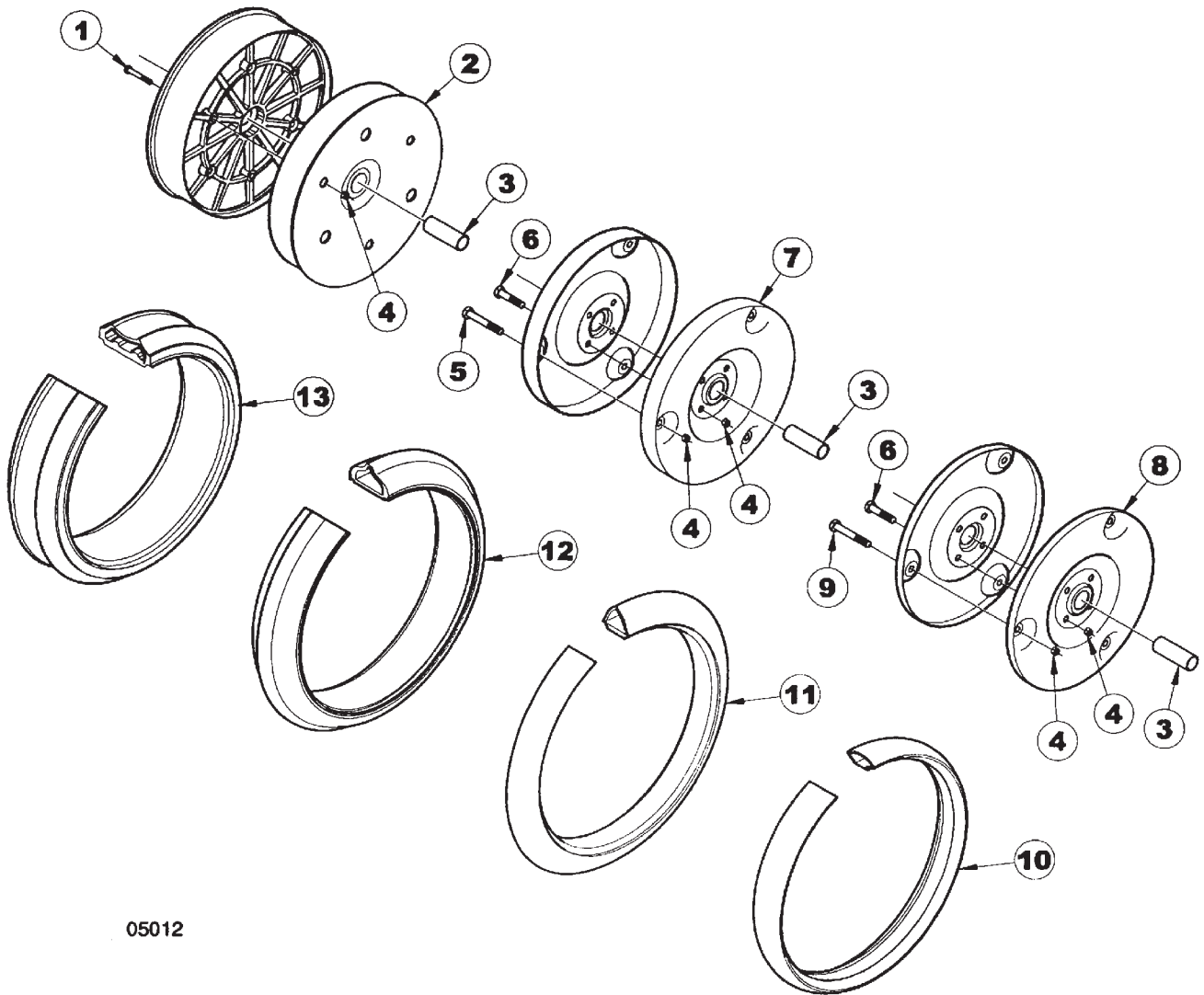
SERVICE PARTS

ALL PURPOSE HEADS UP OPENER PRESS WHEEL
ASSEMBLY

ITEM	NUMBER	QTY	DESCRIPTION
1	SN2557		HEX BOLT, 5/8"-11 X 4 1/2", GR 5, Y/D
2	SN6869		PRESS WHEEL ASSY, 4" X 12" DOUBLE RIB NYLON RIM
3	SN7375		PRESS WHEEL ASSY, 3" X 13" DOUBLE RIB STEEL RIM
4	SN6866		PRESS WHEEL ASSY, 3" X 13" CENTER RIB STEEL RIM
5	SN6868		PRESS WHEEL ASSY, 2" X 13" V-CROWN STEEL RIM
6	SN6867		PRESS WHEEL ASSY, 2" X 13" SMOOTH CROWN STEEL RIM
7	SN7218		BEARING, 40MM
8	SN669-1		LOCK NUT, 5/8" HEX NYLON

I0005952
PR: t05g30m59a0023

PRESS WHEEL & TIRE ASSEMBLY



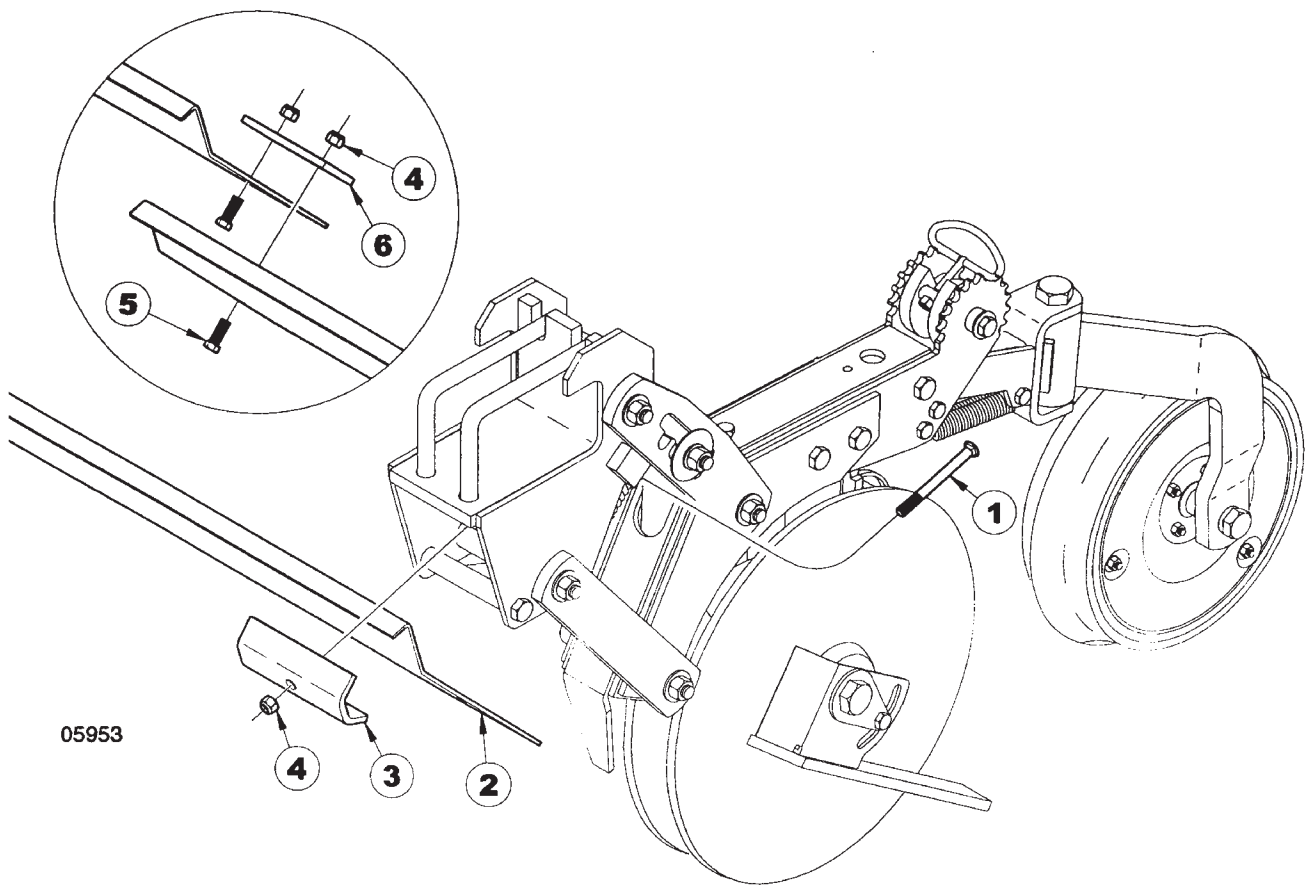
05012

PRESS WHEEL & TIRE ASSEMBLY

ITEM	NUMBER	QTY	DESCRIPTION
1	SN7416		HEX BOLT, 1/4"-20 X 2", GR 5, Y/D
2	SN9109		RIM, 4" X 12" NYLON HALF F/40 MM BRG
3	SN7218		BEARING, 40MM
4	SN3881		LOCK NUT, 1/4"-20 HEX NYLON INSERT, GR 2, Y/D
5	SN2487		HEX BOLT, 3/8"-16 X 2 1/2", GR 5, Y/D
6	SN7415		HEX BOLT, 3/8"-16 X 1 3/8" GR 5, Y/D
7	SN7412		RIM, 3" X 13" 13 GA CLINCHER HALF
8	SN7413		RIM, 2" X 13" 13 GA CLINCHER HALF FOR 40MM
9	SN175		HEX BOLT, 3/8"-16 X 1 1/2", GR 5, Y/D
10	SN7411		TIRE, 2" X 13" SMOOTH CROWN CLINCHER
11	SN7409		TIRE, 2" X 13" V-CROWN
12	SN7410		TIRE, 3" X 13" CENTER RIB
13	SN7408		TIRE, 4" X 12" DOUBLE RIB

I0005012
PR: t05g30m59a0024

OPENER SHIELD ASSEMBLY



05953

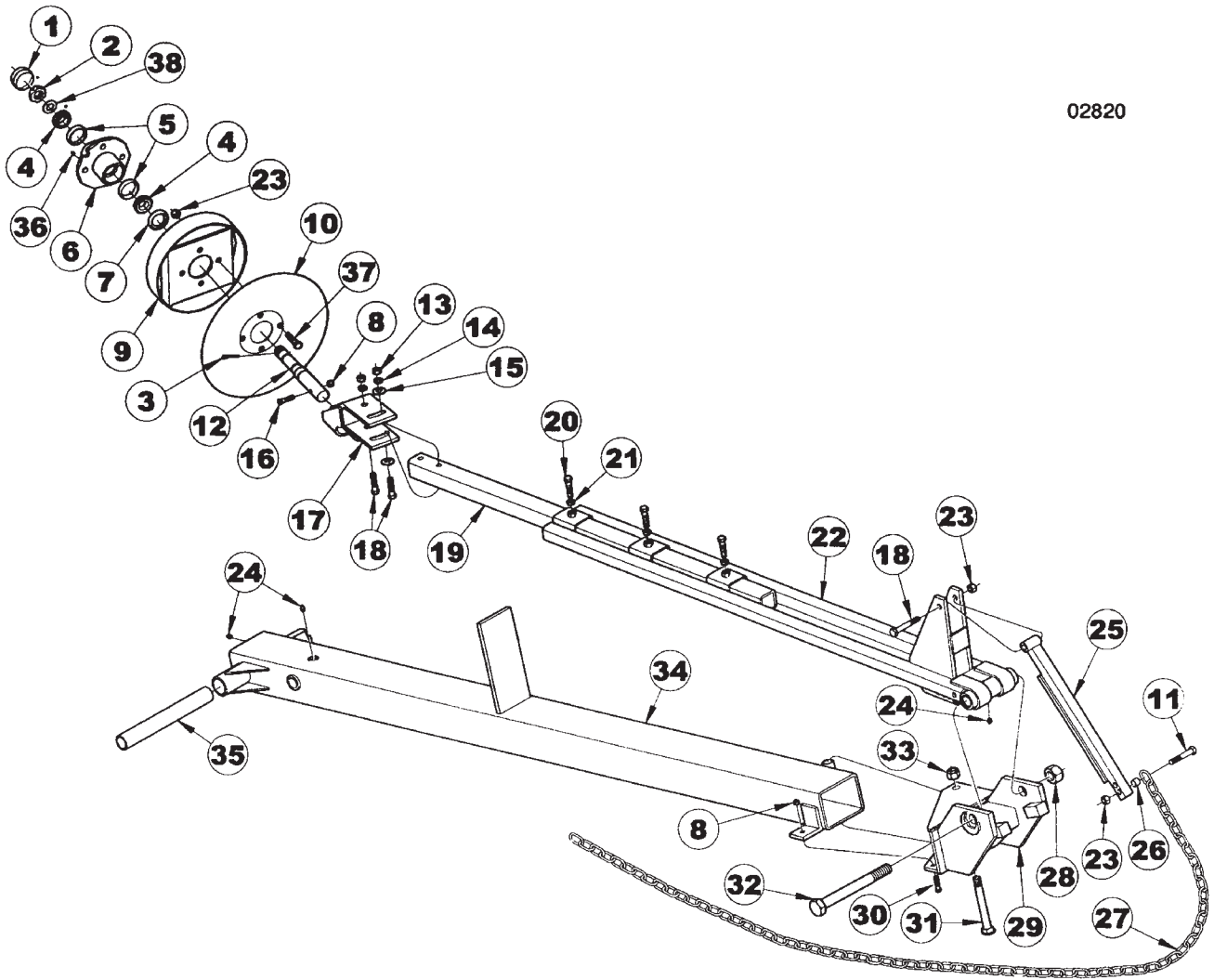
OPENER SHIELD ASSEMBLY

ITEM	NUMBER	QTY	DESCRIPTION
1	SN6682		CARRIAGE BOLT, 3/8"-16 X
2	SN7223		OPENER SHIELD, 5' (30' & 40' DRILL)
	SN7224		OPENER SHIELD, 7.5' (40' DRILL)
3	SN7221		MOUNTING CLIP
4	SN3567		LOCK NUT, 3/8"-16 HEX NYLON INSERT, GR 2, Y/D
5	SN178		HEX BOLT, 3/8"-16 X 1", GR 5, Y/D
6	SN7222		TIE STRAP
	SN7229		OPENER SHIELD ASSY, 30' DRILL
	SN7230		OPENER SHIELD ASSY, 40' DRILL

I0005953
PR: t05g30m59a0025

ROW MARKER ASSEMBLY

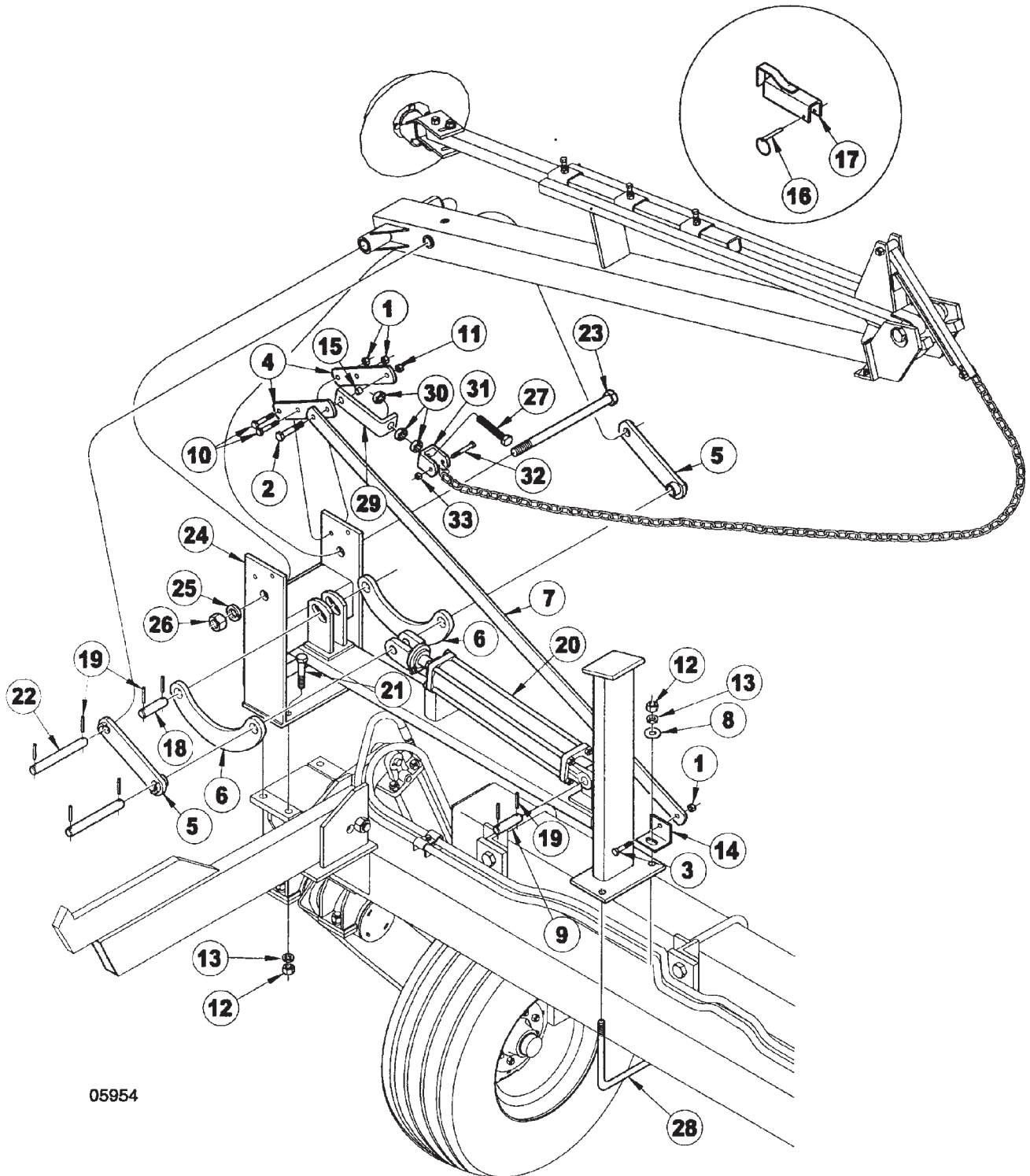
02820



ROW MARKER ASSEMBLY

ITEM	NUMBER	QTY	DESCRIPTION
1	SN7779		DUST CAP, 1.986" OD X .032" TH Y/D
2	SN7778		HEX NUT, 1"-14 SLOTTED .531" TH GR 2, PLAIN
3	SN1609		COTTER PIN, 3/16" X 1 1/2"
4	SN776		BEARING (L44643)
5	SN777		RACE (L44610)
6	SN7780		FOUR BOLT HUB W/CUPS & ZERK
7	SN7775		SEAL, SINGLE LIP (SL-123)
8	SN3567		LOCK NUT, 3/8"-16 HEX NYLON INSERT, GR 2, Y/D
9	SN7781		MARKER ARM DEPTH BAND
10	SN7773		14" BLADE, 4 BOLT, .138" THICK .78" CONCAVITY
11	SN112		HEX BOLT, 1/2"-13 X 2 1/2", GR 5, Y/D
12	SN7825		SPINDLE, 1 1/4" X 8 5/8"(1"-14 UNS THD)
13	SN114		HEX NUT, 1/2"-13 FULL, GR 2, Y/D
14	SN113		LOCK WASHER, 1/2" SPLIT TYPE MED, Y/D
15	SN486		FLAT WASHER, 1/2", Y/D
16	SN2487		HEX BOLT, 3/8"-16 X 2 1/2", GR 5, Y/D
17	SN7782		HUB BRACKET
18	SN1507		HEX BOLT, 1/2"-13 X 3 1/2", GR 5, Y/D
19	SNB2632		EXTENSION ARM, 48"L
20	SN2045		HEX BOLT, 1/2"-13 X 1 3/4", GR5, Y/D
21	SN159		JAM NUT, 1/2"-13, GR 2, Y/D
22	SN6646		MARKER ARM, 30' OUTER
	SN6815		MARKER ARM, 40' OUTER
23	SN2096		LOCK NUT, 1/2"-13 HEX NYLON INSERT
24	SN2098-1		GREASE ZERK, 1/8" NPTF, 5/8" L
25	SN7755		MARKER LINKAGE ARM, OUTER
26	SN7667		SPACER, .750"OD X .532"ID, 3/8"L
27	SN7445		CHAIN, 5/16" PROOF, 78 3/4" L
	SN7446		CHAIN, 5/16" PROOF, 109 1/8" L
28	SN3938		LOCK NUT, 1"-8 HEX NYLON
29	SN7752		MARKER PIVOT HEAD, RIGHT
	SN7753		MARKER PIVOT HEAD, LEFT
30	SN175		HEX BOLT, 3/8"-16 X 1 1/2", GR 5, Y/D
31	SN7754		CARRIAGE BOLT, 3/4"-10 X 6", GR 5, Y/D
32	SN2316		HEX BOLT, 1"-8 X 8 1/2", GR 5, Y/D
33	SNHEN3410		LOCK NUT, 3/4" HEX NYLON INSERT, GR 5,
34	SN7748		MARKER ARM, 30' INNER RIGHT
	SN7749		MARKER ARM, 30' INNER LEFT
	SN7750		MARKER ARM, 40' INNER RIGHT
	SN7751		MARKER ARM, 40' INNER LEFT
35	SN6652		BUSHING, 1.500" OD X 1.156" ID 11 7/16" L
36	SN2098-6		GREASE ZERK, 1/4"-28, 17/32" L
37	SN2045		HEX BOLT, 1/2"-13 X 1 3/4", GR5, Y/D
38	SN3303		WASHER, 1 1/32" ID X 1 3/4" ODX 1/8" THICK, PLAIN

ROW MARKER MOUNT ASSEMBLY



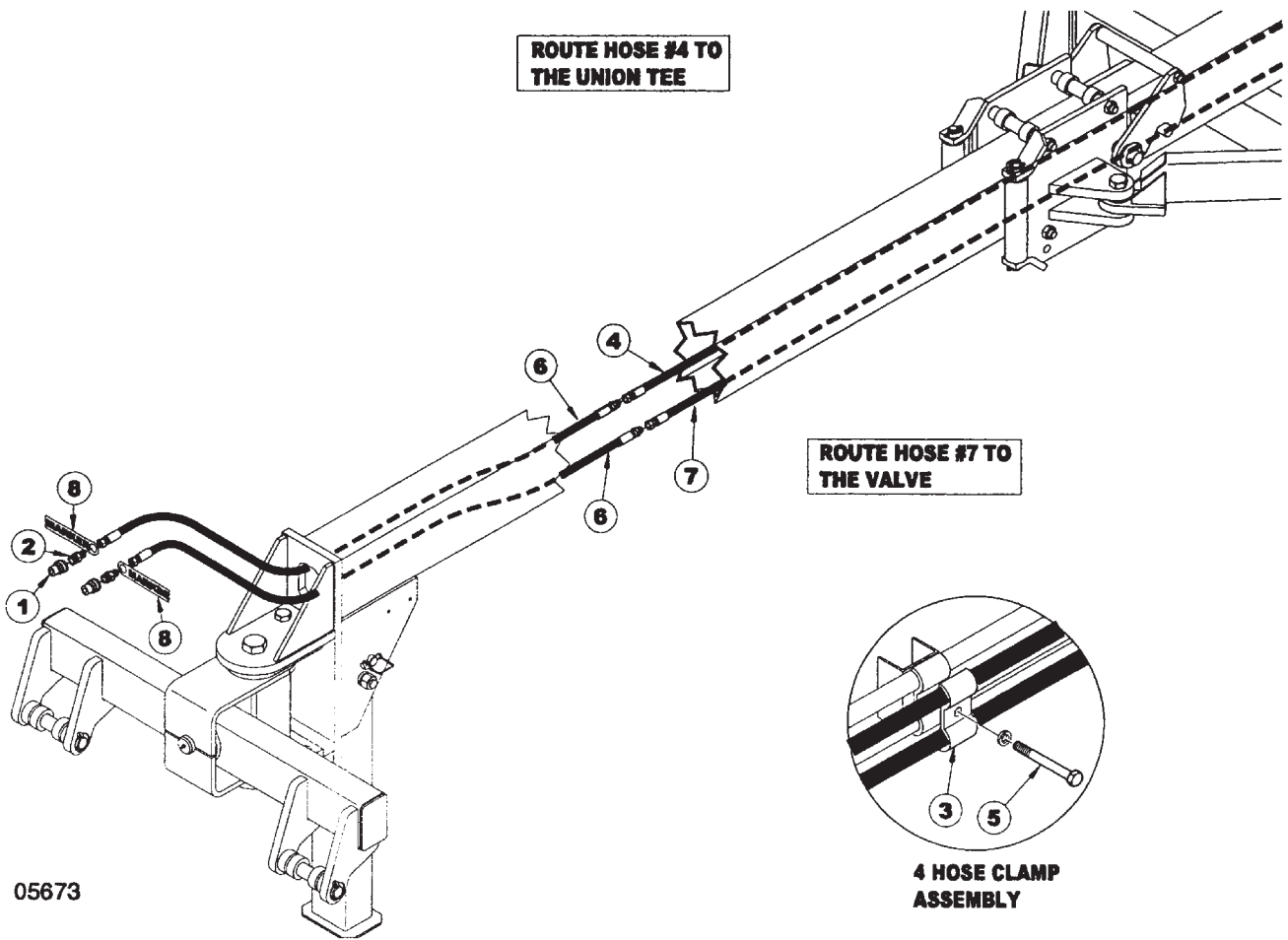
05954

ROW MARKER MOUNT ASSEMBLY

ITEM	NUMBER	QTY	DESCRIPTION
1	SN2096		LOCK NUT, 1/2"-13 HEX NYLON INSERT
2	SN3758		HEX BOLT, 5/8"-11 X 3", GR 5, Y/D
3	SN330		HEX BOLT, 1/2"-13 X 2" GR 5, Y/D
4	SN7450		MARKER LINKAGE ARM, 12" L
5	SN6651		FOLD LINK, 30' & 40' MARKER
6	SN6649		MARKER LINKAGE, CURVED
	SN5934		BUSHING, 1 1/4" OD X 1" ID, 5/8" L (HARD) SPRING
7	SN7448		MARKER LINKAGE ARM, 50 3/8" L
8	SN893		FLAT WASHER, 3/4" Y/D
9	SN5339		PIN, 1" X 4 1/16" (3"), Y/D
10	SN112		HEX BOLT, 1/2"-13 X 2 1/2", GR 5, Y/D
11	SN669-1		LOCK NUT, 5/8" HEX NYLON
12	SN106		HEX NUT, 3/4"-10 FULL, GR 5, Y/D
13	SN1040		LOCK WASHER, 3/4" SPLIT TYPE MED, Y/D
14	SN6656		MARKER LINKAGE MOUNT
15	SN7449		BUSHING, CLAMP
16	SN5201		BALL LOCK PIN, 3/8" X 3"
17	SN6676		CYLINDER STOP, MARKER
18	SN5502		PIN, 1" X 5 1/16" (4") Y/D
19	SN3164		ROLL PIN, 5/16" X 2" SPIRAL MEDIUM DUTY, Y/D
20	SN6633		CYLINDER, 3" X 20" (30 1/4" CPC) ORB
21	SN1122		HEX BOLT, 3/4"-10 X 2 1/2", GR 5, Y/D
22	SN6643		PIN, 1" X 8" (6 11/16"), Y/D
23	SN5230		HEX BOLT, 1 1/8"-7 X 14 1/2", Y/D
24	SN7772		MARKER MOUNT, 30' & 40'
25	SN2561		LOCK WASHER, 1 1/8" SPLIT TYPE MED, Y/D
26	SN1300		HEX NUT, 1 1/8"-7 FULL, GR 2, Y/D
27	SN7789		HEX BOLT, 3/4"-10 X 4" FULL THD, GR 5, Y/D
28	SNDR80019		U-BOLT, 3/4"-10 X 8 3/4" X 7 13/16" W, GR 5, Y/D
29	SN7451		MARKER CHAIN PIVOT, RIGHT
	SN7452		MARKER CHAIN PIVOT, LEFT
30	SN1243		JAM NUT, 3/4"-10 HEX, GR 2, Y/D
31	SN7788		CLEVIS
32	SN6282		HEX BOLT, 7/16"-14 X 3", GR 5, Y/D
33	SNDR10524		LOCK NUT, 7/16"-14 HEX NYLON INSERT, Y/D

I0005954
PR: t05g30m59a0027

ROW MARKER HYDRAULICS ON MAIN FRAME



05673

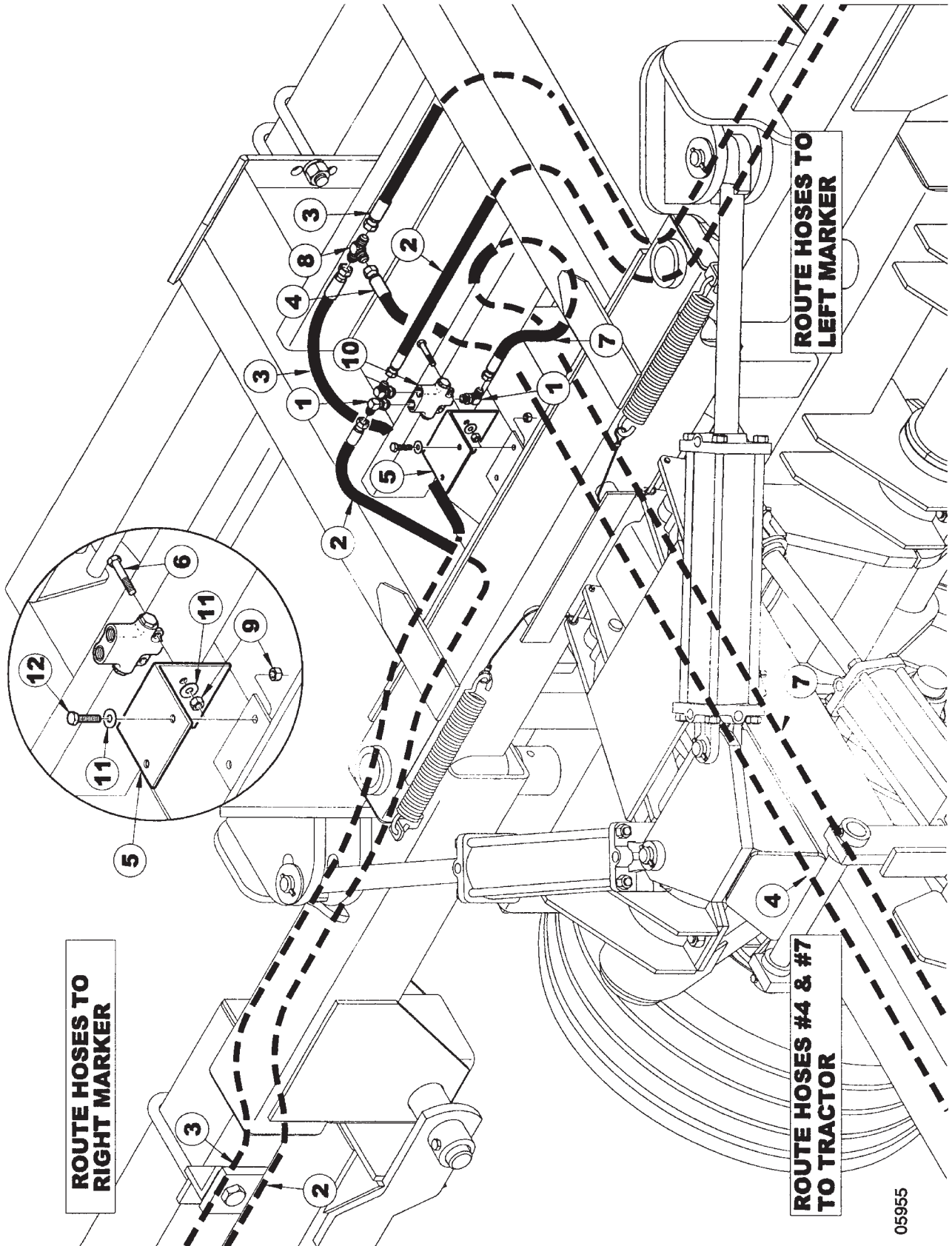
ROW MARKER HYDRAULICS ON MAIN FRAME

ITEM	NUMBER	QTY	DESCRIPTION
1	SN3253		HYDRAULIC COUPLER, MALE HALF
2	SN6177		MALE CONNECTOR, 9/16"-18 MF X 1/2-14 MPT
3	SN5302		PIPE CLAMP, 3/8" BOLT HOLE
4	SN4200011		HOSE, 1/4" X 200" L, 9/16"-18 F/ENDS (30' & 40')
5	SN2487		HEX BOLT, 3/8"-16 X 2 1/2", GR 5, Y/D
6	SN4112012		HOSE, 1/4" X 112"L, 9/16"-18 M/F ENDS
	SN4185012		HOSE, 1/4" X 185"L, 9/16"-18 M/F ENDS
7	SN4234011		HOSE, 1/4" X 234" L, 9/16"-18 F/ENDS (30' & 40')

WARNING
THESE PARTS ARE IMPORTANT TO THE SAFETY
OF THIS EQUIPMENT AND THOSE WHO OPERATE
IT. USE ONLY EXACT REPLACEMENT PARTS TO
PREVENT HYDRAULIC FAILURE. BEFORE
REPLACING THESE PARTS, REVIEW AND
FOLLOW THE INSTRUCTIONS IN THE SAFETY
AND OPERATING SECTIONS OF THIS MANUAL.

I0005673
PR: t05g30m59a0028

ROW MARKER HYDRAULICS ON THE CENTER
FRAME



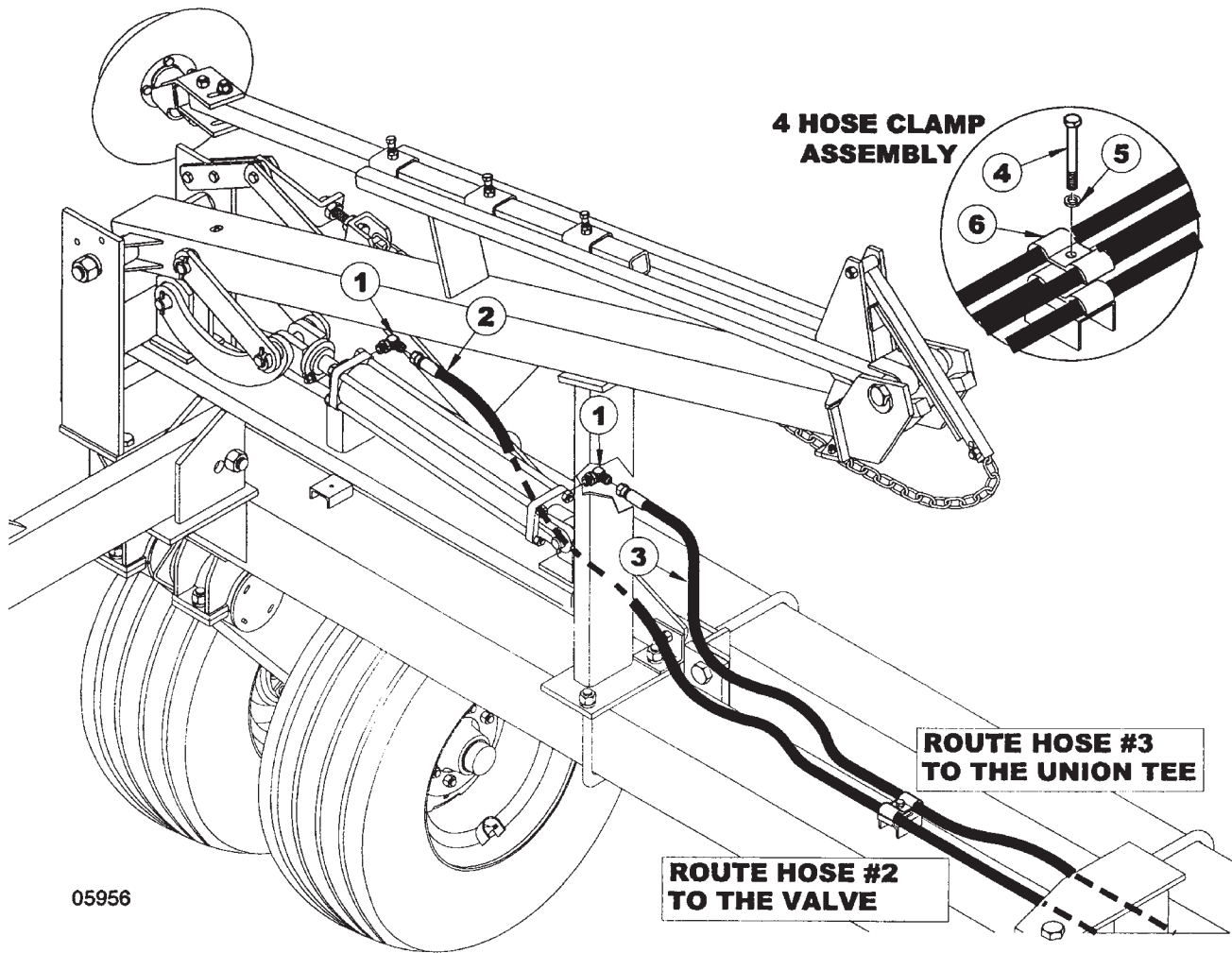
ROW MARKER HYDRAULICS ON THE CENTER
FRAME

ITEM	NUMBER	QTY	DESCRIPTION
1	SN6935		90 DEG STR THD ELBOW, 9/16"-18 MF X 3/4"-16 MOR
2	SN4200011		HOSE, 1/4" X 200" L, 9/16"-18 F/ENDS (30)
	SN4263011		HOSE, 1/4" X 263" L, 9/16"-18 F/ENDS (40)
3	SN4178011		HOSE, 1/4" X 178" L, 9/16"-18 F/ENDS (30)
	SN4240011		HOSE, 1/4" X 240" L, 9/16"-18 F/ENDS (40)
4	SN4200011		HOSE, 1/4" X 200" L, 9/16"-18 F/ENDS (30' & 40')
5	SNB1141		VALVE MOUNT
6	SN474		HEX BOLT, 3/8"-16 X 2", GR 5 Y/D
7	SN4234011		HOSE, 1/4" X 234" L, 9/16"-18 F/ENDS
8	SN7077		UNION TEE, 9/16"-18 MF
9	SN3567		LOCK NUT, 3/8"-16 HEX NYLON INSERT, GR 2, Y/D
10	SNDR56006		VALVE, 3/4-16 OR SEQUENCE
11	SN317		FLAT WASHER, 3/8", Y/D
12	SN178		HEX BOLT, 3/8"-16 X 1", GR 5, Y/D

WARNING
THESE PARTS ARE IMPORTANT TO THE SAFETY
OF THIS EQUIPMENT AND THOSE WHO OPERATE
IT. USE ONLY EXACT REPLACEMENT PARTS TO
PREVENT HYDRAULIC FAILURE. BEFORE
REPLACING THESE PARTS, REVIEW AND
FOLLOW THE INSTRUCTIONS IN THE SAFETY
AND OPERATING SECTIONS OF THIS MANUAL.

I0005955
PR: t05g30m59a0029

WING FRAME ROW MARKER HYDRAULICS



05956

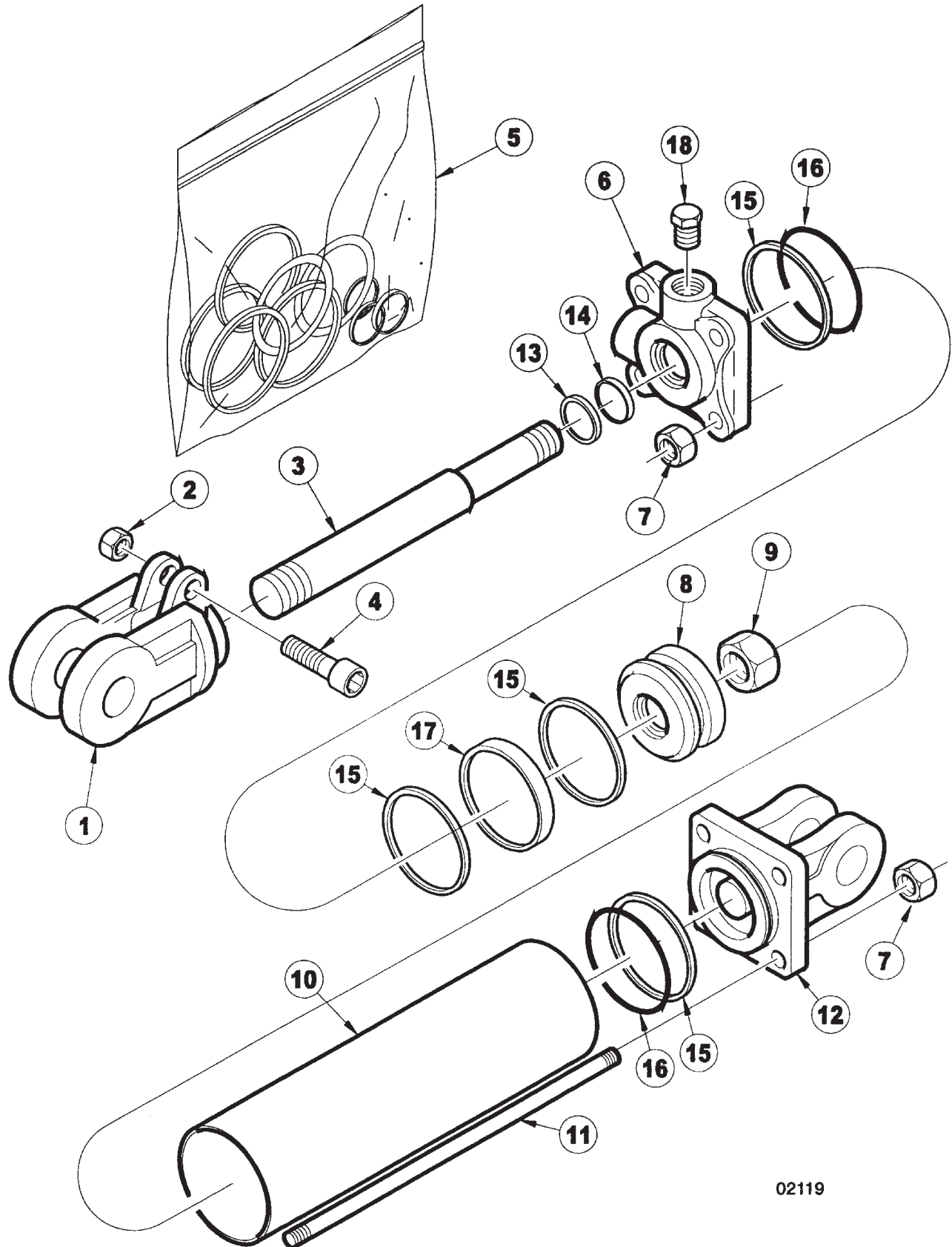
WING FRAME ROW MARKER HYDRAULICS

ITEM	NUMBER	QTY	DESCRIPTION
1	SN6935		90 DEG STR THD ELBOW, 9/16"-18 MF X 3/4"-16 MOR
2	SN4200011		HOSE, 1/4" X 200" L, 9/16"-18 F/ENDS (30)
	SN4263011		HOSE, 1/4" X 263" L, 9/16"-18 F/ENDS (40)
3	SN4178011		HOSE, 1/4" X 178" L, 9/16"-18 F/ENDS (30)
	SN4240011		HOSE, 1/4" X 240" L, 9/16"-18 F/ENDS (40)
4	SN2487		HEX BOLT, 3/8"-16 X 2 1/2", GR 5, Y/D
5	SN176		LOCK WASHER, 3/8" SPLIT TYPE MED, Y/D
6	SN5302		PIPE CLAMP, 3/8" BOLT HOLE

WARNING
THESE PARTS ARE IMPORTANT TO THE SAFETY
OF THIS EQUIPMENT AND THOSE WHO OPERATE
IT. USE ONLY EXACT REPLACEMENT PARTS TO
PREVENT HYDRAULIC FAILURE. BEFORE
REPLACING THESE PARTS, REVIEW AND
FOLLOW THE INSTRUCTIONS IN THE SAFETY
AND OPERATING SECTIONS OF THIS MANUAL.

I0005956
PR: t05g30m59a0030

3" X 20" HYDRAULIC CYLINDER (6633R)



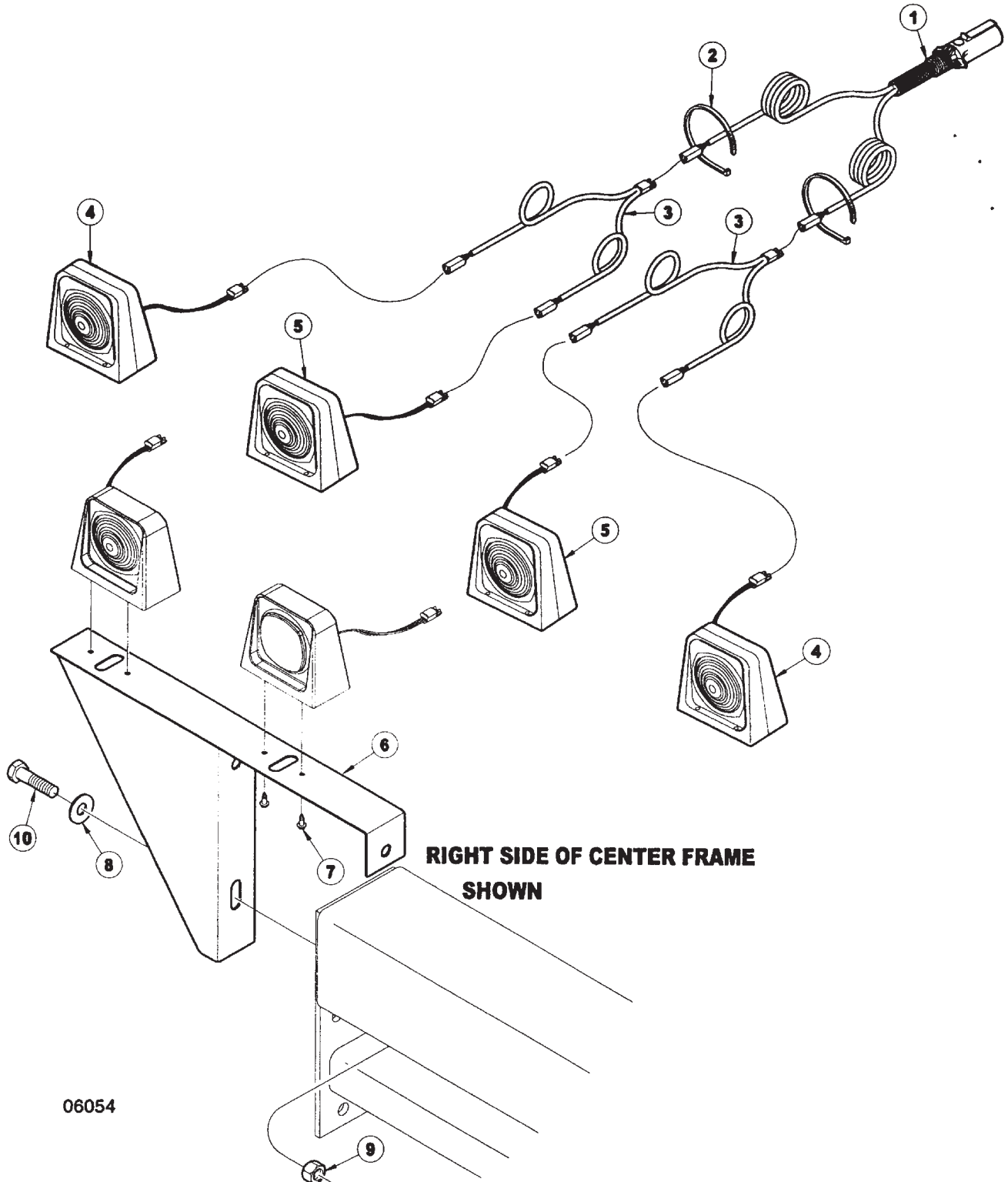
3" X 20" HYDRAULIC CYLINDER (6633R)

ITEM	NUMBER	QTY	DESCRIPTION
1	SN8610-1		CLEVIS, 1 1/4" THREADS, 1" PIN W/BUSHING, CROSS
2	SN8671-1		CAPSCREW NUT, 5/16" THREADS CROSS
3	SN8878-1		ROD, 1 1/4" DIA, 20" CROSS
4	SN8631-1		CAPSCREW, CROSS
5	SN8762-1		SEAL KIT, 3", 1 1/4" ROD, CROSS
6	SN8722-10		HEAD, 3", 1 1/4" ROD, CROSS (ORB)
7	SN8866-1		TIE ROD NUT, 1/2"-13 UNC CROSS
8	SN8711-1		PISTON, 3" W/3/4" HOLE CROSS
9	SN8681-1		PISTON NUT, 3/4" CROSS
10	SN8806-1		TUBE, 3" X 20" CROSS
11	SN8872-1		TIE ROD BOLT, 3" X 20", CROSS
12	SN8701-10		BASE, 3" (ORB) CROSS
13			* WIPER
14			* U-CUP
15			* BACKUP
16			* O-RING
17			* TEFLON RING
18	SN4458		PLUG, 3/4"-16 MOR

NOTE: AVAILABLE IN THE SEAL KIT ONLY

I0002119
PR: t05g30m59a0031

LIGHT KIT ASSEMBLY



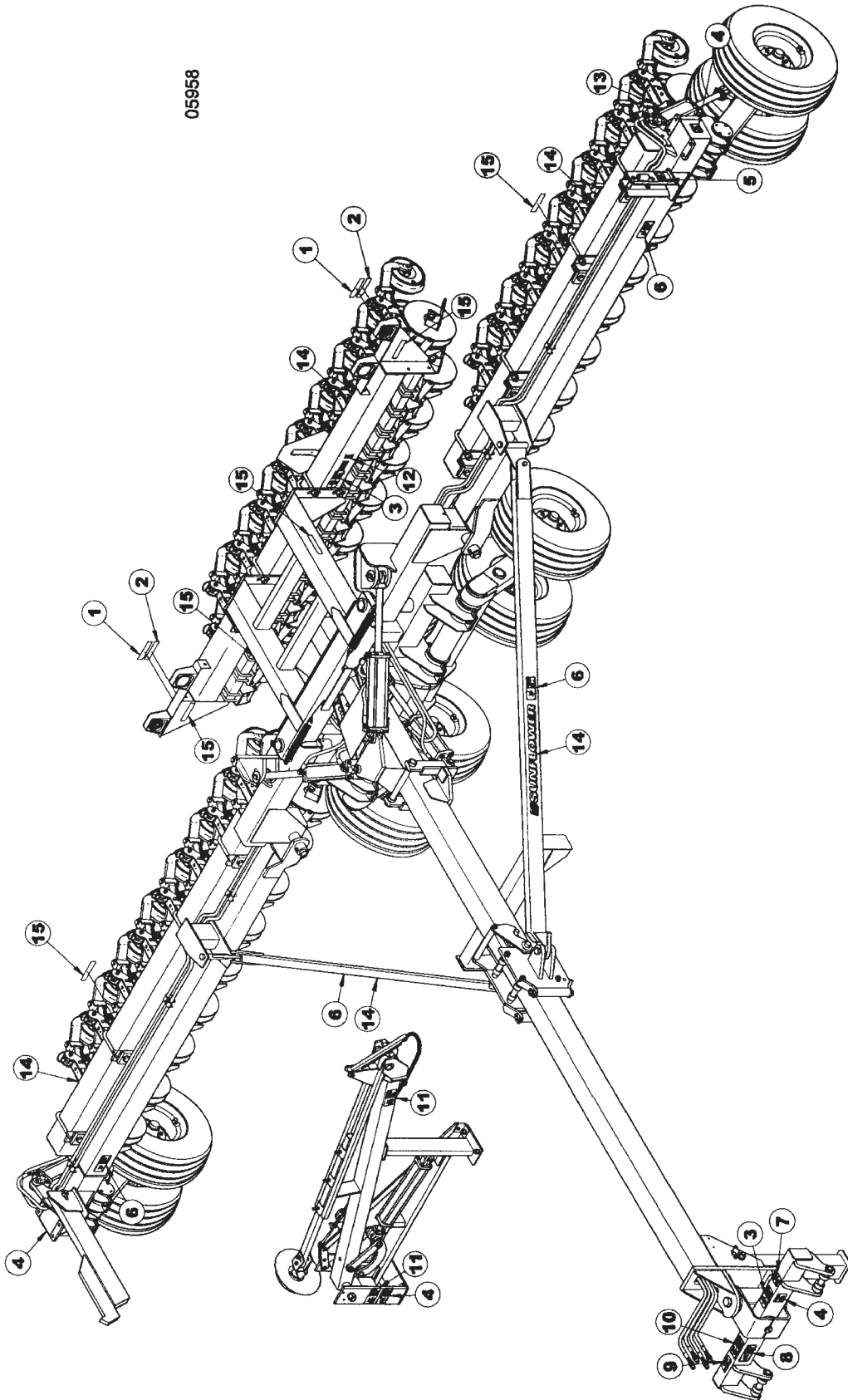
06054

ITEM	NUMBER	QTY	DESCRIPTION
1	SN10329		HARNES, 38' WISHBONE, EQUAL LEGS, SHIELDED FESTOON CABLE W/ CONNECTORS
2	SN2587		PLASTIC HOSE STRAP, 21 1/2" L
3	SN10330		HARNES, 54" AMBER LEG - 40" RED LEG WISHBONE, W/FLAT & TRIANGULAR CONNECTORS
4	SN10007		LAMP, SINGLE AMBER FRT/REAR
5	SN10008		LAMP, SINGLE RED REAR / BLANK FRT
6	SN10314		BRACKET, LIGHT
	SN10315		BRACKET, LIGHT
7	SN9965		SCREW, HEX HEAD, 1/4"-14 X 3/4" TYPE AB, Y/D
8	SN893		FLAT WASHER, 3/4" Y/D
9	SN106		HEX NUT, 3/4"-10 FULL, GR 5, Y/D
10	SN1220		HEX BOLT, 3/4"-10 X 2", GR 5 Y/D

I0006054
PR: t05g30m59a0032

DECAL PLACEMENT

05958



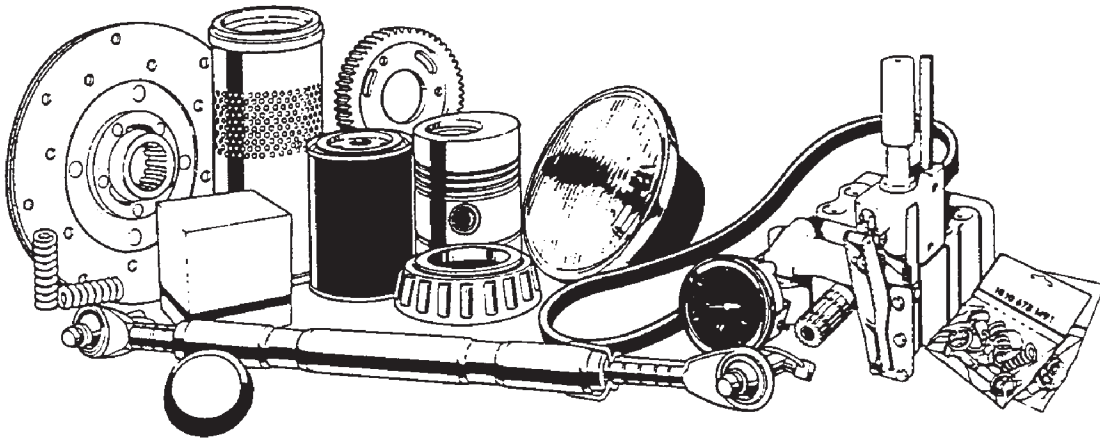
DECAL PLACEMENT

ITEM	NUMBER	QTY	DESCRIPTION
1	SN997661		TAPE, RED REFLECTIVE 2" X 9" L
2	SN997662		TAPE, ORANGE REFLECTIVE 2" X 9" L
3	SN997043		READ OPERATORS MANUAL
4	SN997408		TRANSPORTING HAZARD
5	SN997313		CAUTION - INSTALL LOCK PINS BEFORE TRANSPORTING
6	SN997322		DANGER - FRAME PINCH POINT
7	SN997318		WARNING - 20 MPH MAX TRANSPORT SPEED
8	SN997323		DANGER - ELECTROCUTION HAZARD
9	SN997052		SYSTEMS MUST BE BLED OF AIR
10	SN997311		HIGH PRESSURE FLUID HAZARD
11	SN997324		DANGER - OVERHEAD MARKER HAZARD
12	SN997246		FEMA DECAL
13	SN997459		PATENT DECAL, #5,626,196
14	SN997002		SUNFLOWER DECAL
15	SN997663		TAPE, YELLOW REFLECTIVE 2" X 9" L

I0005958
PR: t05g30m59a0033

RECOMMENDED DEALER STOCK

RECOMMENDED DEALER'S STOCK



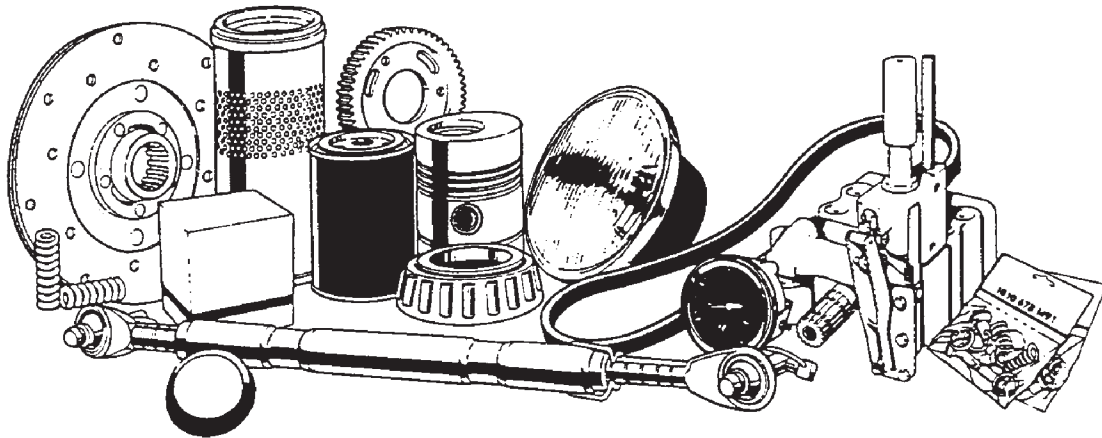
ITEM	NUMBER	QTY	DESCRIPTION
-	SN7773	4	14" BLADE, 4 BOLT, .138" THICK .78"
-	SNFK310062	2	BEARING (JLM506849)
-	SN776	2	BEARING (L44643)
-	SN1935	2	BEARING (LM501349)
-	SN1606	2	BEARING (LM67048)
-	SN7218	2	BEARING, 40MM
-	SN6652	1	BUSHING, 1.500" OD X 1.156" ID 11 7/16"
-	SN7197	1	CABLE, 17"
-	SN7446	1	CHAIN, 5/16" PROOF, 109 1/8" L
-	SN7445	1	CHAIN, 5/16" PROOF, 78 3/4" L
-	SNB1127	1	DUST CAP
-	SN7779	1	DUST CAP, 1.986" OD X .032" TH Y/D
-	SN1610	1	DUST CAP, 2.448" OD, Y/D
-	SNFK340162	1	DUST CAP, 3.125" OD, Y/D
-	SN7780	1	FOUR BOLT HUB W/CUPS & ZERK
-	SN10329	1	HARNESS, 38' WISHBONE, EQUAL LEGS,
-	SN10330	1	HARNESS, 54" AMBER LEG - 40" RED
-	SN3302	1	HEX NUT, 1"-14 FULL SLOTTED GR 2, PLAIN
-	SN7778	1	HEX NUT, 1"-14 SLOTTED .531" TH GR 2,
-	SN10007	1	LAMP, SINGLE AMBER FRT/REAR
-	SN10008	1	LAMP, SINGLE RED REAR / BLANK FRT
-	SN7024	2	L-BOLT, 5/8"-11 X 4 5/8" X 6 5/8",
-	SNFK340167	8	LUG BOLT, 5/8"-18 X 2 1/4"
-	SN3118	6	LUG BOLT, 9/16"-18 X 1 7/8" PRESS IN, PL
-	SNFK340168	8	LUG NUT, 5/8"-18, GR 5, 90 DEG TAPER, Y/D
-	SN3117	6	LUG NUT, 9/16"-18, GR 5, 90 DEG TAPER,
-	SN9780	2	OPENER BAR, ALL PURPOSE, HEADS UP
-	SN9753	2	OPENER BLADE & BRG ASSEMBLY, HEADS UP
-	SNFK310063	2	RACE (JLM506810)
-	SN777	2	RACE (L44610)
-	SN1936	2	RACE (LM501310)
-	SN1605	2	RACE (LM67010)
-	SN10127	4	SCRAPER, OPENER LEFT
-	SN10126	4	SCRAPER, OPENER RIGHT

CONTINUED

RDL
PR: t05g30m59a0034

RECOMMENDED DEALER STOCK

RECOMMENDED DEALER'S STOCK



ITEM	NUMBER	QTY	DESCRIPTION
-	SN8776-1	2	SEAL KIT, 3 3/4", 1 3/8" ROD, REPHASING
-	SN8762-1	2	SEAL KIT, 3", 1 1/4" ROD, CROSS
-	SN8799-1	2	SEAL KIT, 4 1/2", 1 1/2" ROD, CROSS
-	SN8780-1	2	SEAL KIT, 4 1/4", 1 3/8" ROD REPHASING
-	SN8789-1	2	SEAL KIT, 4", 1 1/2" ROD REPHASING CROSS
-	SN8781-1	2	SEAL KIT, 4", 1 3/8" ROD REPHASING CROSS
-	SNFK310064	2	SEAL, 8-BOLT
-	SN7775	2	SEAL, SINGLE LIP (SL-123)
-	SN9937	4	SEED TUBE, ALL PURPOSE HEADS UP
-	SN3300	1	SIX BOLT HUB ASSEMBLY W/3301 SEAL
-	SN7001	1	SMV EMBLEM
-	SN9708	2	SPRING, .162" WIRE DIA X 5" L EXTENS
-	SN7083	2	SPRING, .500" OD X .375" ID, 1 1/2" L
-	SN7198	2	SPRING, 1.250" OD X 1.020" ID, 6" L
-	SN7411	1	TIRE, 2" X 13" SMOOTH CROWN CLINCHER
-	SN7409	1	TIRE, 2" X 13" V-CROWN
-	SN7410	1	TIRE, 3" X 13" CENTER RIB
-	SN7408	1	TIRE, 4" X 12" DOUBLE RIB
-	SN3301	2	TRIPLE LIP SEAL
-	SNN31209	2	U-BOLT 3/8" X 7 1/16 X 8
-	SNDR80019	2	U-BOLT, 3/4"-10 X 8 3/4" X 7 13/16" W,
-	SNDR80044	2	U-BOLT, 7/8"-9 X 8 3/4" X 7 15/16" W,
-	SNFK340165	1	WASHER, 1 1/16" ID X 2 1/8" OD X 1/4"
-	SN3303	1	WASHER, 1 1/32" ID X 1 3/4" ODX 1/8"

NOTE: THIS PARTS STOCK LIST
INDICATES THOSE ITEMS RECOMMENDED
TO SERVICE ONE UNIT.

RDL
PR: t05g30m59a0034

GRAIN DRILLS

PARTS CATALOG

SUNFLOWER®
9433 THREE - SECTION FOLDING GRAIN
DRILL

RECOMMENDED DEALER LIST

RECOMMENDED DEALER STOCK 127

SERVICE PARTS

ALL PURPOSE HEADS UP OPENER 75
 ALL PURPOSE HEADS UP OPENER PRESS WHEEL ASSEMBLY 79
 CENTER FRAME FOLD HYDRAULICS 69
 CENTER FRAME LIFT HYDRAULICS 35
 CENTER LIFT ASSEMBLY 25
 CENTER LIFT SPINDLE & WHEEL ASSEMBLY 27
 DECAL PLACEMENT 123
 DRILL SHAFT ASSEMBLY WHEN USING GRASS SEEDER 121
 ELECTRIC CLUTCH KIT 105
 ELECTRIC CLUTCH KIT ASSEMBLY 107
 FRAME ASSEMBLY 11
 GRASS SEEDER AGITATOR ASSEMBLY 119
 GRASS SEEDER HOPPER ASSEMBLY (OPTIONAL) 115
 GRASS SEEDER SHAFT ASSEMBLY 117
 HYDRAULIC SHUT-OFF ASSEMBLY 99
 LEFT WING FRAME ASSEMBLY 17
 LIGHT KIT ASSEMBLY 109
 LOWER HALF OF THE CENTER SECTION GAUGE WHEEL ASSEMBLY 59
 LOWER HALF OF THE WING GAUGE WHEEL ASSEMBLY 63
 MAIN FRAME ASSEMBLY 15
 MAIN FRAME FOLD HYDRAULICS 67
 MAIN FRAME LIFT HYDRAULICS 33
 OPENER SHIELD ASSEMBLY 83
 OUTER WING LIFT HYDRAULICS 37
 PRESS WHEEL & TIRE ASSEMBLY 81
 RIGHT WING FRAME ASSEMBLY 19
 ROW MARKER ASSEMBLY 85
 ROW MARKER HYDRAULICS ON MAIN FRAME 89
 ROW MARKER HYDRAULICS ON THE CENTER FRAME 91
 ROW MARKER MOUNT ASSEMBLY 87
 SAFETY SIGN PLACEMENT 125
 SEED METER SHAFT ASSEMBLY 13
 SHAFT & BIN LEVEL MONITOR KIT (OPTIONAL) 111
 SHAFT & BIN LEVEL MONITOR MOUNTING (OPTIONAL) 113
 SLIDE LOCK ASSEMBLY 23
 TOP HALF OF THE CENTER SECTION GAUGE WHEEL ASSEMBLY 57
 TOP HALF OF THE WING GAUGE WHEEL ASSEMBLY 61
 TRANSPORT LOCK ASSEMBLY 55
 TURNBUCKLE ASSEMBLY ON GAUGE WHEELS 65
 WING FRAME ROW MARKER HYDRAULICS 93
 WING LIFT ASSEMBLY 29
 WING LIFT SPINDLE & TIRE ASSEMBLY 31
 10' HOPPER ASSEMBLY 9
 2 1/2" X 8" CYLINDER (DR55002) VERSION 1, PRIOR TO 6/23/03 101
 2 1/2" X 8" CYLINDER (12051R) VERSION 2, 6/23/03 & LATER 103
 2-POINT HITCH ASSEMBLY 21
 3 3/4" X 10" CYLINDER (10815R) VERSION 2, 4/9/03 & LATER 41
 3 3/4" X 10" HYDRAULIC CYLINDER (4431R) VERSION 1, PRIOR TO 4/9/03 39
 3" X 20" HYDRAULIC CYLINDER (12024R) VERSION 2, 8/28/03 & LATER 97
 3" X 20" HYDRAULIC CYLINDER (6633R) VERSION 1, PRIOR TO 8/28/03 95
 4 1/2" X 10" CYLINDER (12014R) VERSION 2, 12/12/03 & LATER 53
 4 1/2" X 10" CYLINDER (7419R) VERSION 1, PRIOR TO 12/12/03 51
 4 1/4" X 10" CYLINDER (12013R) VERSION 2, 1/19/04 & LATER 49
 4 1/4" X 10" CYLINDER (7104R) VERSION 1, PRIOR TO 1/19/04 47
 4" X 10" HYDRAULIC CYLINDER (10814R) VERSION 2, 6/23/03 & LATER 45
 4" X 10" HYDRAULIC CYLINDER (4430R) VERSION 1, PRIOR TO 6/23/03 43

9433 THREE-SECTION FOLDING GRAIN DRILL

**III
INDEX**

SERVICE PARTS (CONTINUED)

4" X 16" HYDRAULIC CYLINDER 12012R (VERSION 2, 8/22/03 & LATER)	73
4" X 16" HYDRAULIC CYLINDER 9725R (VERSION 1, PRIOR TO 8/22/03)	71
7 1/2' HOPPER ASSEMBLY	7

IV

9433 THREE-SECTION FOLDING GRAIN DRILL

INDEX

Part No.	Page	Grid	Part No.	Page	Grid	Part No.	Page	Grid	Part No.	Page	Grid
SNA0007	7	1-B 6	SNDR40506	129	1-B 18	SNHEN3410	99	1-B 15	SN1193	75	1-B 13
SNA0007	9	1-B 6	SNDR41007	57	1-B 11	SN10050	107	1-B 16	SN1193	129	1-B 18
SNA0007	115	1-B 17	SNDR41007	59	1-B 11	SN10050	127	1-B 18	SN12009	53	1-B 11
SNA0007	127	1-B 18	SNDR41007	61	1-B 12	SN10051	107	1-B 16	SN12011	73	1-B 13
SNA0012	13	1-B 7	SNDR41007	63	1-B 12	SN10051	127	1-B 18	SN12012	69	1-B 12
SNA0012	121	1-B 18	SNDR41008	57	1-B 11	SN10052	107	1-B 16	SN12013	29	1-B 8
SNA0012	131	1-B 19	SNDR41008	59	1-B 11	SN10052	127	1-B 18	SN12014	25	1-B 8
SNA0119	117	1-B 17	SNDR41008	61	1-B 12	SN10053	107	1-B 16	SN12021	97	1-B 15
SNBP10030	115	1-B 17	SNDR41008	63	1-B 12	SN10054	107	1-B 16	SN12022	97	1-B 15
SNBP10031	115	1-B 17	SNDR41506	13	1-B 7	SN10055	105	1-B 16	SN12023	97	1-B 15
SNBP10041	117	1-B 17	SNDR41506	121	1-B 18	SN10055	107	1-B 16	SN12024	87	1-B 14
SNBP10065	115	1-B 17	SNDR41509	13	1-B 7	SN10055	127	1-B 18	SN12051	99	1-B 15
SNBP10074	115	1-B 17	SNDR41509	117	1-B 17	SN10056	105	1-B 16	SN12188	25	1-B 8
SNBP10076	115	1-B 17	SNDR41509	119	1-B 17	SN10056	107	1-B 16	SN12188	29	1-B 8
SNBP10296	115	1-B 17	SNDR41518	59	1-B 11	SN10056	127	1-B 18	SN1220	77	1-B 13
SNBT10258	11	1-B 7	SNDR41518	63	1-B 12	SN10126	77	1-B 13	SN12348	77	1-B 13
SNBT10258	127	1-B 18	SNDR41518	127	1-B 18	SN10126	129	1-B 18	SN12360	59	1-B 11
SNBT10275	13	1-B 7	SNDR55002	99	1-B 15	SN10127	77	1-B 13	SN12361	59	1-B 11
SNBT10275	121	1-B 18	SNDR56006	91	1-B 15	SN10127	129	1-B 18	SN1243	13	1-B 7
SNB1127	77	1-B 13	SNDR56006	129	1-B 18	SN1021	75	1-B 13	SN1243	87	1-B 14
SNB1127	129	1-B 18	SNDR80011	77	1-B 13	SN10292	57	1-B 11	SN1243	121	1-B 18
SNB1141	91	1-B 15	SNDR80011	129	1-B 18	SN10294	61	1-B 12	SN1283	17	1-B 7
SNB1142	117	1-B 17	SNDR80018	57	1-B 11	SN10296	65	1-B 12	SN1283	19	1-B 7
SNB1540	13	1-B 7	SNDR80018	61	1-B 12	SN10296	129	1-B 18	SN1283	21	1-B 8
SNB1540	121	1-B 18	SNDR80018	131	1-B 19	SN10321R	15	1-B 7	SN1283	57	1-B 11
SNB1540	127	1-B 18	SNDR80019	87	1-B 14	SN10325	59	1-B 11	SN1298	57	1-B 11
SNB1598	13	1-B 7	SNDR80019	131	1-B 19	SN10325	63	1-B 12	SN1298	61	1-B 12
SNB1598	121	1-B 18	SNDR80029	57	1-B 11	SN10325	129	1-B 18	SN1300	15	1-B 7
SNB1599	13	1-B 7	SNDR80029	59	1-B 11	SN10326	7	1-B 6	SN1300	23	1-B 8
SNB1599	121	1-B 18	SNDR80029	61	1-B 12	SN10326	9	1-B 6	SN1300	87	1-B 14
SNB2610	65	1-B 12	SNDR80029	63	1-B 12	SN10326	13	1-B 7	SN1345	65	1-B 12
SNB2620	13	1-B 7	SNDR80029	131	1-B 19	SN10326	121	1-B 18	SN140	15	1-B 7
SNB2620	121	1-B 18	SNDR80044	15	1-B 7	SN10333	75	1-B 13	SN140	27	1-B 8
SNB2632	85	1-B 14	SNDR80044	17	1-B 7	SN10355	59	1-B 11	SN1507	11	1-B 7
SNB30001	21	1-B 8	SNDR80044	19	1-B 7	SN10355	63	1-B 12	SN1507	85	1-B 14
SNB4103	65	1-B 12	SNDR80044	131	1-B 19	SN10356	59	1-B 11	SN155	21	1-B 8
SNDR10025	7	1-B 6	SNDR81044	77	1-B 13	SN10356	63	1-B 12	SN1550	13	1-B 7
SNDR10025	9	1-B 6	SNDR81044	129	1-B 18	SN10357	59	1-B 11	SN1550	121	1-B 18
SNDR10025	117	1-B 17	SNFK150025	55	1-B 11	SN10357	63	1-B 12	SN156	11	1-B 7
SNDR10026	13	1-B 7	SNFK150144	17	1-B 7	SN10358	59	1-B 11	SN156	57	1-B 11
SNDR10026	121	1-B 18	SNFK150144	19	1-B 7	SN10358	63	1-B 12	SN156	61	1-B 12
SNDR10506	13	1-B 7	SNFK150157	17	1-B 7	SN10359	59	1-B 11	SN159	85	1-B 14
SNDR10506	117	1-B 17	SNFK150157	19	1-B 7	SN10359	63	1-B 12	SN159	99	1-B 15
SNDR10506	121	1-B 18	SNFK150172	23	1-B 8	SN1040	29	1-B 8	SN159	117	1-B 17
SNDR10524	11	1-B 7	SNFK150172	65	1-B 12	SN1040	87	1-B 14	SN1599	65	1-B 12
SNDR10524	87	1-B 14	SNFK150172	69	1-B 12	SN10463	77	1-B 13	SN1605	27	1-B 8
SNDR11502	11	1-B 7	SNFK150189	117	1-B 17	SN10479	77	1-B 13	SN1605	31	1-B 9
SNDR11502	131	1-B 19	SNFK150221	115	1-B 17	SN10479	131	1-B 19	SN1605	127	1-B 18
SNDR11507	11	1-B 7	SNFK150261	21	1-B 8	SN10542	77	1-B 13	SN1606	27	1-B 8
SNDR11507	131	1-B 19	SNFK150272	17	1-B 7	SN106	29	1-B 8	SN1606	31	1-B 9
SNDR12003	117	1-B 17	SNFK150272	19	1-B 7	SN106	87	1-B 14	SN1606	127	1-B 18
SNDR12006	117	1-B 17	SNFK150274	23	1-B 8	SN10764	111	1-B 17	SN1609	27	1-B 8
SNDR12011	75	1-B 13	SNFK150283	75	1-B 13	SN10771	113	1-B 17	SN1609	85	1-B 14
SNDR12011	131	1-B 19	SNFK310062	27	1-B 8	SN10814	25	1-B 8	SN1610	27	1-B 8
SNDR12016	7	1-B 6	SNFK310062	127	1-B 18	SN10815	29	1-B 8	SN1610	31	1-B 9
SNDR12016	9	1-B 6	SNFK310063	27	1-B 8	SN10853	113	1-B 17	SN1610	127	1-B 18
SNDR12017	13	1-B 7	SNFK310063	127	1-B 18	SN110	17	1-B 7	SN1611	59	1-B 11
SNDR12017	121	1-B 18	SNFK310064	27	1-B 8	SN110	19	1-B 7	SN1611	63	1-B 12
SNDR12017	129	1-B 18	SNFK310064	127	1-B 18	SN110	21	1-B 8	SN1611	131	1-B 19
SNDR12031	17	1-B 7	SNFK340162	27	1-B 8	SN110	57	1-B 11	SN1675	99	1-B 15
SNDR12034	115	1-B 17	SNFK340162	127	1-B 18	SN112	61	1-B 12	SN1678	19	1-B 7
SNDR12046	7	1-B 6	SNFK340163	27	1-B 8	SN112	85	1-B 14	SN175	81	1-B 14
SNDR12046	9	1-B 6	SNFK340165	27	1-B 8	SN112	87	1-B 14	SN175	85	1-B 14
SNDR20004	75	1-B 13	SNFK340165	129	1-B 18	SN1122	25	1-B 8	SN175	115	1-B 17
SNDR20004	131	1-B 19	SNFK340167	27	1-B 8	SN1122	29	1-B 8	SN176	33	1-B 9
SNDR20005	117	1-B 17	SNFK340167	131	1-B 19	SN1122	87	1-B 14	SN176	93	1-B 15
SNDR30009	13	1-B 7	SNFK340168	27	1-B 8	SN113	27	1-B 8	SN177	13	1-B 7
SNDR30009	117	1-B 17	SNFK340168	131	1-B 19	SN113	57	1-B 11	SN177	117	1-B 17
SNDR30009	119	1-B 17	SNFK800384	27	1-B 8	SN113	61	1-B 12	SN177	121	1-B 18
SNDR30009	121	1-B 18	SNFK800384	127	1-B 18	SN113	85	1-B 14	SN178	11	1-B 7
SNDR30009	129	1-B 18	SNHEN3410	23	1-B 8	SN114	27	1-B 8	SN178	83	1-B 14
SNDR30022	59	1-B 11	SNHEN3410	25	1-B 8	SN114	57	1-B 11	SN178	91	1-B 15
SNDR30022	63	1-B 12	SNHEN3410	65	1-B 12	SN114	61	1-B 12	SN178	115	1-B 17
SNDR30022	129	1-B 18	SNHEN3410	75	1-B 13	SN114	85	1-B 14	SN1823	59	1-B 11
SNDR40506	13	1-B 7	SNHEN3410	85	1-B 14	SN1193	11	1-B 7	SN1823	63	1-B 12

9433 THREE-SECTION FOLDING GRAIN DRILL

V
INDEX

Part No.	Page	Grid	Part No.	Page	Grid	Part No.	Page	Grid	Part No.	Page	Grid
SN1823	99	1-B 15	SN317	7	1-B 6	SN3881	7	1-B 6	SN4458	73	1-B 13
SN1860	21	1-B 8	SN317	9	1-B 6	SN3881	9	1-B 6	SN4458	95	1-B 15
SN1918	17	1-B 7	SN317	11	1-B 7	SN3881	13	1-B 7	SN4458	97	1-B 15
SN1918	19	1-B 7	SN317	13	1-B 7	SN3881	55	1-B 11	SN4458	101	1-B 16
SN1935	27	1-B 8	SN317	77	1-B 13	SN3881	57	1-B 11	SN4458	103	1-B 16
SN1935	31	1-B 9	SN317	91	1-B 15	SN3881	61	1-B 12	SN4460	35	1-B 9
SN1935	127	1-B 18	SN317	115	1-B 17	SN3881	75	1-B 13	SN4466	69	1-B 12
SN1936	27	1-B 8	SN317	117	1-B 17	SN3881	81	1-B 14	SN4623	29	1-B 8
SN1936	31	1-B 9	SN317	121	1-B 18	SN3881	109	1-B 16	SN4738	11	1-B 7
SN1936	127	1-B 18	SN3253	33	1-B 9	SN3881	113	1-B 17	SN4738	15	1-B 7
SN1937	31	1-B 9	SN3253	67	1-B 12	SN3881	117	1-B 17	SN474	7	1-B 6
SN1978	15	1-B 7	SN3253	89	1-B 14	SN3881	119	1-B 17	SN474	91	1-B 15
SN1978	21	1-B 8	SN3253	99	1-B 15	SN3881	121	1-B 18	SN4843	11	1-B 7
SN1978	29	1-B 8	SN3298	31	1-B 9	SN3938	19	1-B 7	SN4843	131	1-B 19
SN2045	57	1-B 11	SN3298	129	1-B 18	SN3938	21	1-B 8	SN486	11	1-B 7
SN2045	61	1-B 12	SN330	59	1-B 11	SN3938	85	1-B 14	SN486	57	1-B 11
SN2045	85	1-B 14	SN330	63	1-B 12	SN396	15	1-B 7	SN486	61	1-B 12
SN2045	131	1-B 19	SN330	87	1-B 14	SN396	17	1-B 7	SN486	85	1-B 14
SN2079	15	1-B 7	SN3300	31	1-B 9	SN396	19	1-B 7	SN506	7	1-B 6
SN2079	21	1-B 8	SN3300	127	1-B 18	SN397	15	1-B 7	SN506	9	1-B 6
SN2085	29	1-B 8	SN3301	27	1-B 8	SN397	17	1-B 7	SN506	113	1-B 17
SN2089	57	1-B 11	SN3301	31	1-B 9	SN397	19	1-B 7	SN506	117	1-B 17
SN2096	11	1-B 7	SN3301	129	1-B 18	SN3984	7	1-B 6	SN5094	31	1-B 9
SN2098-1	15	1-B 7	SN3302	27	1-B 8	SN3984	9	1-B 6	SN5151	59	1-B 11
SN2098-6	31	1-B 9	SN3302	31	1-B 9	SN3984	33	1-B 9	SN5151	63	1-B 12
SN2148	23	1-B 8	SN3302	127	1-B 18	SN3984	117	1-B 17	SN5152	31	1-B 9
SN2316	85	1-B 14	SN3303	27	1-B 8	SN4060002	69	1-B 12	SN5201	87	1-B 14
SN2355	35	1-B 9	SN3303	31	1-B 9	SN4065005	35	1-B 9	SN5201	129	1-B 18
SN2355	131	1-B 19	SN3303	85	1-B 14	SN4066002	69	1-B 12	SN5228	27	1-B 8
SN2425	67	1-B 12	SN3303	129	1-B 18	SN4094003	67	1-B 12	SN5230	87	1-B 14
SN2426	33	1-B 9	SN3371	11	1-B 7	SN4100006	33	1-B 9	SN5252	99	1-B 15
SN2429	69	1-B 12	SN3411	65	1-B 12	SN4112012	89	1-B 14	SN5290	11	1-B 7
SN245	99	1-B 15	SN3485	21	1-B 8	SN4155012	99	1-B 15	SN5302	33	1-B 9
SN2486	119	1-B 17	SN3557	11	1-B 7	SN4167003	67	1-B 12	SN5302	67	1-B 12
SN2487	65	1-B 12	SN3564	17	1-B 7	SN4168006	33	1-B 9	SN5302	89	1-B 14
SN2487	67	1-B 12	SN3564	21	1-B 8	SN4178011	91	1-B 15	SN5302	93	1-B 15
SN2487	75	1-B 13	SN3564	131	1-B 19	SN4178011	93	1-B 15	SN5302	99	1-B 15
SN2487	81	1-B 14	SN3565	7	1-B 6	SN4185012	89	1-B 14	SN5339	25	1-B 8
SN2487	85	1-B 14	SN3565	9	1-B 6	SN4188012	99	1-B 15	SN5339	29	1-B 8
SN2487	89	1-B 14	SN3566	7	1-B 6	SN4196011	99	1-B 15	SN5339	87	1-B 14
SN2487	93	1-B 15	SN3566	9	1-B 6	SN4198005	33	1-B 9	SN5341	17	1-B 7
SN2557	79	1-B 13	SN3566	11	1-B 7	SN4198005	35	1-B 9	SN5341	19	1-B 7
SN2561	15	1-B 7	SN3567	7	1-B 6	SN4200002	67	1-B 12	SN5502	87	1-B 14
SN2561	23	1-B 8	SN3567	9	1-B 6	SN4200002	69	1-B 12	SN5555	27	1-B 8
SN2561	87	1-B 14	SN3567	11	1-B 7	SN4200011	89	1-B 14	SN5578	27	1-B 8
SN2566	11	1-B 7	SN3567	15	1-B 7	SN4200011	91	1-B 15	SN5621	27	1-B 8
SN2566	127	1-B 18	SN3567	65	1-B 12	SN4200011	93	1-B 15	SN5621	129	1-B 18
SN2568	113	1-B 17	SN3567	75	1-B 13	SN4224005	35	1-B 9	SN5838	109	1-B 16
SN2585	31	1-B 9	SN3567	83	1-B 14	SN4224005	37	1-B 9	SN5844	109	1-B 16
SN2587	37	1-B 9	SN3567	85	1-B 14	SN4234011	89	1-B 14	SN5844	127	1-B 18
SN2587	109	1-B 16	SN3567	91	1-B 15	SN4234011	91	1-B 15	SN5845	109	1-B 16
SN2750	7	1-B 6	SN3567	115	1-B 17	SN4240011	91	1-B 15	SN5845	127	1-B 18
SN2750	9	1-B 6	SN3577	27	1-B 8	SN4240011	93	1-B 15	SN5846	109	1-B 16
SN2750	57	1-B 11	SN3577	31	1-B 9	SN4248011	99	1-B 15	SN5846	127	1-B 18
SN2750	61	1-B 12	SN3577	59	1-B 11	SN4255005	35	1-B 9	SN5847	109	1-B 16
SN2750	109	1-B 16	SN3577	63	1-B 12	SN4255005	37	1-B 9	SN5847	127	1-B 18
SN302	31	1-B 9	SN3578	59	1-B 11	SN4263011	91	1-B 15	SN5848	109	1-B 16
SN303	31	1-B 9	SN3578	63	1-B 12	SN4263011	93	1-B 15	SN5848	127	1-B 18
SN3051	23	1-B 8	SN3579	31	1-B 9	SN4285005	35	1-B 9	SN5849	109	1-B 16
SN3065	17	1-B 7	SN3581	27	1-B 8	SN4285005	37	1-B 9	SN5849	127	1-B 18
SN3065	19	1-B 7	SN3683	27	1-B 8	SN4294005	35	1-B 9	SN5857	109	1-B 16
SN3066	27	1-B 8	SN3683	127	1-B 18	SN4294005	37	1-B 9	SN5934	75	1-B 13
SN3066	31	1-B 9	SN3684	27	1-B 8	SN4430R	25	1-B 8	SN5934	87	1-B 14
SN3117	31	1-B 9	SN3684	127	1-B 18	SN4431R	29	1-B 8	SN5934	129	1-B 18
SN3117	131	1-B 19	SN3685	27	1-B 8	SN4457	35	1-B 9	SN5935	77	1-B 13
SN3118	31	1-B 9	SN3686	27	1-B 8	SN4457	37	1-B 9	SN6155	29	1-B 8
SN3118	131	1-B 19	SN3686	127	1-B 18	SN4458	39	1-B 9	SN6177	89	1-B 14
SN3164	17	1-B 7	SN3688Y	27	1-B 8	SN4458	41	1-B 10	SN6177	99	1-B 15
SN3164	19	1-B 7	SN3722	117	1-B 17	SN4458	43	1-B 10	SN6282	87	1-B 14
SN3164	23	1-B 8	SN3722	119	1-B 17	SN4458	45	1-B 10	SN6301	29	1-B 8
SN3164	25	1-B 8	SN3750	11	1-B 7	SN4458	47	1-B 10	SN6376	13	1-B 7
SN3164	29	1-B 8	SN3758	87	1-B 14	SN4458	49	1-B 10	SN6376	57	1-B 11
SN3164	69	1-B 12	SN3765	11	1-B 7	SN4458	51	1-B 11	SN6376	61	1-B 12
SN3164	87	1-B 14	SN3806	75	1-B 13	SN4458	53	1-B 11	SN6376	77	1-B 13
SN3164	99	1-B 15	SN3806	99	1-B 15	SN4458	71	1-B 13	SN6376	117	1-B 17

**VI
INDEX**

9433 THREE-SECTION FOLDING GRAIN DRILL

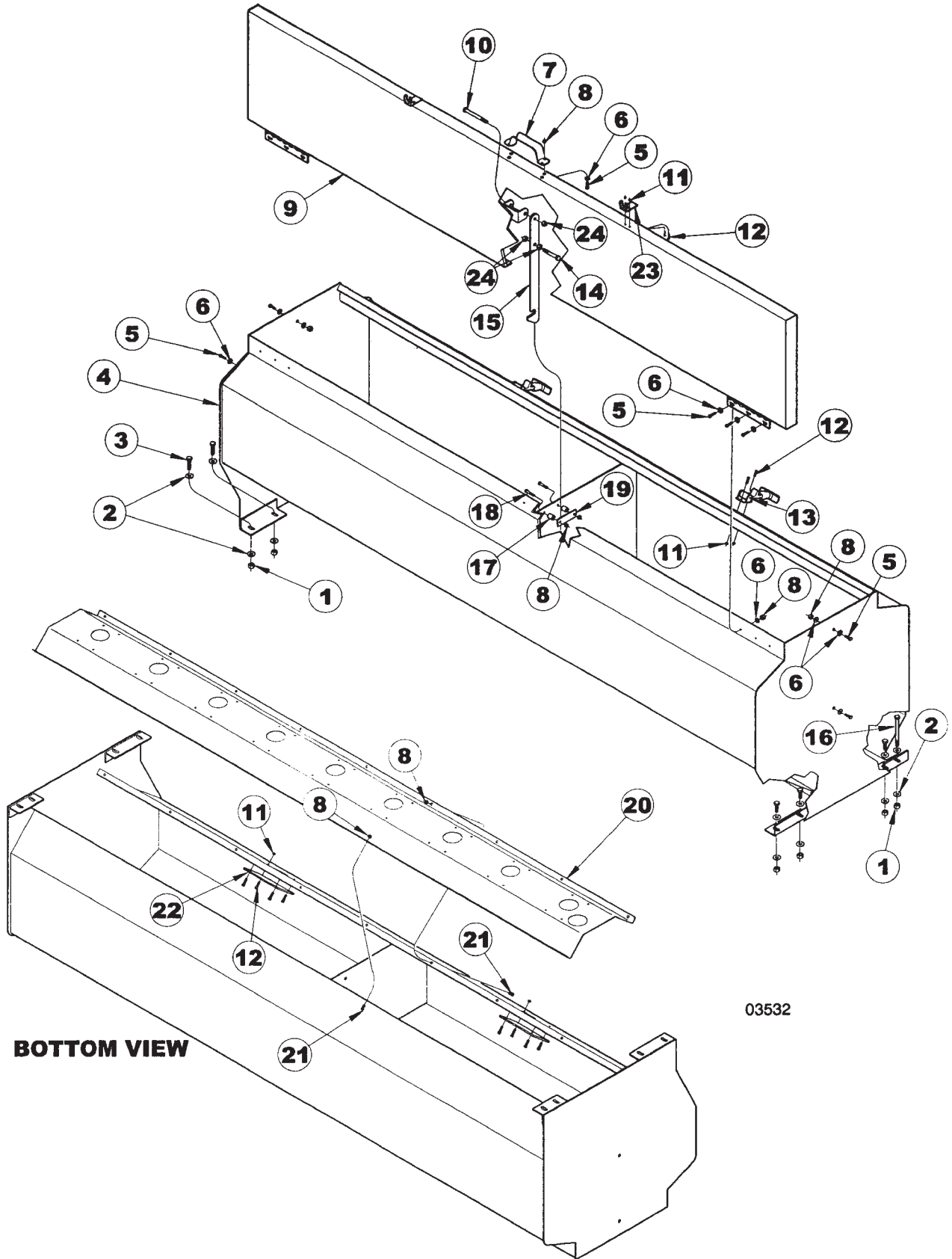
Part No.	Page	Grid	Part No.	Page	Grid	Part No.	Page	Grid	Part No.	Page	Grid
SN6376	119	1-B 17	SN6779	23	1-B 8	SN7222	83	1-B 14	SN7953	117	1-B 17
SN6376	121	1-B 18	SN6782	23	1-B 8	SN7223	83	1-B 14	SN7954	117	1-B 17
SN6377	13	1-B 7	SN6785	17	1-B 7	SN7224	83	1-B 14	SN7955R	117	1-B 17
SN6377	57	1-B 11	SN6785	19	1-B 7	SN7229	83	1-B 14	SN7956	115	1-B 17
SN6377	61	1-B 12	SN6795	11	1-B 7	SN7230	83	1-B 14	SN7957	117	1-B 17
SN6377	117	1-B 17	SN6799	23	1-B 8	SN7266	77	1-B 13	SN7958	117	1-B 17
SN6377	119	1-B 17	SN6800	23	1-B 8	SN7325	25	1-B 8	SN8273-1	73	1-B 13
SN6377	121	1-B 18	SN6815	85	1-B 14	SN7375	79	1-B 13	SN840	77	1-B 13
SN6378	13	1-B 7	SN6817	21	1-B 8	SN7407	81	1-B 14	SN8610-1	39	1-B 9
SN6378	57	1-B 11	SN6818R	21	1-B 8	SN7407	131	1-B 19	SN8610-1	41	1-B 10
SN6378	61	1-B 12	SN6866	79	1-B 13	SN7408	81	1-B 14	SN8610-1	43	1-B 10
SN6378	77	1-B 13	SN6867	79	1-B 13	SN7408	131	1-B 19	SN8610-1	45	1-B 10
SN6378	117	1-B 17	SN6868	79	1-B 13	SN7409	81	1-B 14	SN8610-1	47	1-B 10
SN6378	119	1-B 17	SN6869	79	1-B 13	SN7409	131	1-B 19	SN8610-1	95	1-B 15
SN6378	121	1-B 18	SN6935	91	1-B 15	SN7410	81	1-B 14	SN8610-1	97	1-B 15
SN6381	7	1-B 6	SN6935	93	1-B 15	SN7410	131	1-B 19	SN8612-1	73	1-B 13
SN6381	9	1-B 6	SN6935	99	1-B 15	SN7411	81	1-B 14	SN8612-1	129	1-B 18
SN6425	29	1-B 8	SN6939	11	1-B 7	SN7412	81	1-B 14	SN8617-1	51	1-B 11
SN6436	7	1-B 6	SN6940	11	1-B 7	SN7413	81	1-B 14	SN8618-1	71	1-B 13
SN6436	9	1-B 6	SN6941	11	1-B 7	SN7415	81	1-B 14	SN8618-1	73	1-B 13
SN6440	75	1-B 13	SN6942	11	1-B 7	SN7416	81	1-B 14	SN8629-1	101	1-B 16
SN6470	21	1-B 8	SN6943	59	1-B 11	SN7419	25	1-B 8	SN8629-1	103	1-B 16
SN6477	15	1-B 7	SN6943	63	1-B 12	SN7445	85	1-B 14	SN8631-1	39	1-B 9
SN6478	15	1-B 7	SN6943	127	1-B 18	SN7445	127	1-B 18	SN8631-1	41	1-B 10
SN6506	19	1-B 7	SN6955	11	1-B 7	SN7446	85	1-B 14	SN8631-1	43	1-B 10
SN6555	27	1-B 8	SN6958R	11	1-B 7	SN7446	127	1-B 18	SN8631-1	45	1-B 10
SN6555	129	1-B 18	SN6959R	11	1-B 7	SN7448	87	1-B 14	SN8631-1	47	1-B 10
SN6569	117	1-B 17	SN6991	99	1-B 15	SN7449	87	1-B 14	SN8631-1	51	1-B 11
SN6581	13	1-B 7	SN7001	11	1-B 7	SN7450	87	1-B 14	SN8631-1	71	1-B 13
SN6581	121	1-B 18	SN7001	127	1-B 18	SN7451	87	1-B 14	SN8631-1	73	1-B 13
SN6581	127	1-B 18	SN7024	75	1-B 13	SN7452	87	1-B 14	SN8631-1	95	1-B 15
SN6618	75	1-B 13	SN7024	129	1-B 18	SN7459	119	1-B 17	SN8631-1	97	1-B 15
SN6619	75	1-B 13	SN7026	77	1-B 13	SN7517	65	1-B 12	SN8631-1	101	1-B 16
SN6633	87	1-B 14	SN7026	131	1-B 19	SN7518	65	1-B 12	SN8631-1	103	1-B 16
SN6643	87	1-B 14	SN7027	77	1-B 13	SN7519	65	1-B 12	SN8653-1	45	1-B 10
SN6646	85	1-B 14	SN7028	77	1-B 13	SN7638R	65	1-B 12	SN8654-1	41	1-B 10
SN6649	87	1-B 14	SN7029	77	1-B 13	SN7667	85	1-B 14	SN8654-1	45	1-B 10
SN6651	87	1-B 14	SN7030	77	1-B 13	SN7733	55	1-B 11	SN8655-1	41	1-B 10
SN6652	85	1-B 14	SN7032	75	1-B 13	SN7748	85	1-B 14	SN8656-10	41	1-B 10
SN6656	87	1-B 14	SN7033B	75	1-B 13	SN7749	85	1-B 14	SN8670-10	45	1-B 10
SN6673	11	1-B 7	SN7034	75	1-B 13	SN7750	85	1-B 14	SN8671-1	39	1-B 9
SN6675	11	1-B 7	SN7034B	75	1-B 13	SN7751	85	1-B 14	SN8671-1	41	1-B 10
SN6676	87	1-B 14	SN7040	75	1-B 13	SN7752	85	1-B 14	SN8671-1	43	1-B 10
SN6682	83	1-B 14	SN7040	127	1-B 18	SN7753	85	1-B 14	SN8671-1	45	1-B 10
SN669-1	17	1-B 7	SN7041	75	1-B 13	SN7754	85	1-B 14	SN8671-1	47	1-B 10
SN669-1	19	1-B 7	SN7042	75	1-B 13	SN7755	85	1-B 14	SN8671-1	51	1-B 11
SN669-1	23	1-B 8	SN7043	75	1-B 13	SN776	85	1-B 14	SN8671-1	71	1-B 13
SN669-1	57	1-B 11	SN7043	129	1-B 18	SN776	127	1-B 18	SN8671-1	73	1-B 13
SN669-1	61	1-B 12	SN7044B	75	1-B 13	SN777	85	1-B 14	SN8671-1	95	1-B 15
SN669-1	75	1-B 13	SN7068	11	1-B 7	SN777	127	1-B 18	SN8671-1	97	1-B 15
SN669-1	79	1-B 13	SN7069	11	1-B 7	SN7771	55	1-B 11	SN8671-1	101	1-B 16
SN669-1	87	1-B 14	SN7070	57	1-B 11	SN7772	87	1-B 14	SN8671-1	103	1-B 16
SN6694	117	1-B 17	SN7070	131	1-B 19	SN7773	85	1-B 14	SN8675-10	47	1-B 10
SN6695	117	1-B 17	SN7077	91	1-B 15	SN7773	127	1-B 18	SN8675-10	49	1-B 10
SN6696	119	1-B 17	SN7083	75	1-B 13	SN7775	85	1-B 14	SN8679-10	51	1-B 11
SN6697	119	1-B 17	SN7083	129	1-B 18	SN7775	127	1-B 18	SN8679-10	53	1-B 11
SN6698	119	1-B 17	SN7084	75	1-B 13	SN7778	85	1-B 14	SN8680-10	103	1-B 16
SN6699	119	1-B 17	SN7085	75	1-B 13	SN7778	127	1-B 18	SN8681-1	71	1-B 13
SN670	57	1-B 11	SN71L-2701	11	1-B 7	SN7779	85	1-B 14	SN8681-1	73	1-B 13
SN6700	119	1-B 17	SN7104	29	1-B 8	SN7779	127	1-B 18	SN8681-1	95	1-B 15
SN6701	119	1-B 17	SN7179	11	1-B 7	SN7780	85	1-B 14	SN8681-1	97	1-B 15
SN6702	119	1-B 17	SN7193	55	1-B 11	SN7780	127	1-B 18	SN8681-1	101	1-B 16
SN6703	119	1-B 17	SN7197	55	1-B 11	SN7781	85	1-B 14	SN8681-1	103	1-B 16
SN6704	121	1-B 18	SN7198	55	1-B 11	SN7781	127	1-B 18	SN8682-1	73	1-B 13
SN6707	121	1-B 18	SN7198	129	1-B 18	SN7782	85	1-B 14	SN8683-1	39	1-B 9
SN6709	119	1-B 17	SN7201	77	1-B 13	SN7784	59	1-B 11	SN8683-1	41	1-B 10
SN6710	117	1-B 17	SN7201	131	1-B 19	SN7784	63	1-B 12	SN8683-1	43	1-B 10
SN6711	117	1-B 17	SN7203	77	1-B 13	SN7784	131	1-B 19	SN8683-1	45	1-B 10
SN6711	121	1-B 18	SN7204	77	1-B 13	SN7788	87	1-B 14	SN8683-1	47	1-B 10
SN6713	117	1-B 17	SN7205	77	1-B 13	SN7789	87	1-B 14	SN8683-1	49	1-B 10
SN6714	119	1-B 17	SN7218	79	1-B 13	SN7825	85	1-B 14	SN8685-1	51	1-B 11
SN6757	17	1-B 7	SN7218	81	1-B 14	SN7825	129	1-B 18	SN8685-1	53	1-B 11
SN6757	19	1-B 7	SN7218	131	1-B 19	SN7859	77	1-B 13	SN8689-1	101	1-B 16
SN6776	17	1-B 7	SN7219	11	1-B 7	SN7859	131	1-B 19	SN8690-10	101	1-B 16
SN6776	19	1-B 7	SN7221	83	1-B 14	SN7952	117	1-B 17	SN8692-10	71	1-B 13

9433 THREE-SECTION FOLDING GRAIN DRILL

VII
INDEX

Part No.	Page	Grid	Part No.	Page	Grid	Part No.	Page	Grid	Part No.	Page	Grid
SN8695-1	47	1-B 10	SN8873-1	51	1-B 11	SN9128	11	1-B 7	SN9875	107	1-B 16
SN8698-10	39	1-B 9	SN8873-1	53	1-B 11	SN9129	57	1-B 11	SN9878	57	1-B 11
SN8699-10	43	1-B 10	SN8877-1	71	1-B 13	SN9129	61	1-B 12	SN9879	77	1-B 13
SN8701-10	95	1-B 15	SN8878-1	95	1-B 15	SN9130	61	1-B 12	SN9880	77	1-B 13
SN8711-1	95	1-B 15	SN8879-1	101	1-B 16	SN9131	57	1-B 11	SN9881	59	1-B 11
SN8713-1	71	1-B 13	SN8879-1	103	1-B 16	SN9135	61	1-B 12	SN9881	63	1-B 12
SN8714-1	103	1-B 16	SN8899-1	39	1-B 9	SN9136	59	1-B 11	SN9882	59	1-B 11
SN8717-1	39	1-B 9	SN8899-1	43	1-B 10	SN9136	63	1-B 12	SN9882	63	1-B 12
SN8718-1	43	1-B 10	SN8901-1	51	1-B 11	SN9136	129	1-B 18	SN9883	59	1-B 11
SN8720-1	51	1-B 11	SN8901-1	53	1-B 11	SN9137	57	1-B 11	SN9883	63	1-B 12
SN8721-10	101	1-B 16	SN8925-1	41	1-B 10	SN9137	61	1-B 12	SN9884	59	1-B 11
SN8722-10	95	1-B 15	SN8925-1	45	1-B 10	SN9140	17	1-B 7	SN9884	63	1-B 12
SN8730-10	51	1-B 11	SN893	87	1-B 14	SN9140	19	1-B 7	SN9886	59	1-B 11
SN8731-10	103	1-B 16	SN893	99	1-B 15	SN9151	61	1-B 12	SN9886	63	1-B 12
SN8736-10	39	1-B 9	SN8931-10	97	1-B 15	SN916	99	1-B 15	SN9887	59	1-B 11
SN8736-10	41	1-B 10	SN8937-1	97	1-B 15	SN9161	57	1-B 11	SN9887	63	1-B 12
SN8739-10	43	1-B 10	SN8938-10	97	1-B 15	SN9161	61	1-B 12	SN9888	63	1-B 12
SN8739-10	45	1-B 10	SN8939-1	97	1-B 15	SN9163	65	1-B 12	SN9889	21	1-B 8
SN8741-10	47	1-B 10	SN8939-1	129	1-B 18	SN9164	65	1-B 12	SN9894R	25	1-B 8
SN8741-10	49	1-B 10	SN8951-1	53	1-B 11	SN9166R	57	1-B 11	SN9895R	15	1-B 7
SN8744-10	71	1-B 13	SN8951-1	129	1-B 18	SN9166R	61	1-B 12	SN9896	15	1-B 7
SN8756-1	103	1-B 16	SN8953-1	53	1-B 11	SN9170	57	1-B 11	SN9897	15	1-B 7
SN8756-1	129	1-B 18	SN8956-10	53	1-B 11	SN9172	61	1-B 12	SN9898	25	1-B 8
SN8762-1	95	1-B 15	SN8958-1	49	1-B 10	SN9173	61	1-B 12	SN9900	15	1-B 7
SN8762-1	129	1-B 18	SN8961-1	49	1-B 10	SN9176	13	1-B 7	SN9903R	19	1-B 7
SN8776-1	39	1-B 9	SN8961-1	53	1-B 11	SN9176	57	1-B 11	SN9904R	17	1-B 7
SN8776-1	41	1-B 10	SN8963-1	49	1-B 10	SN9176	121	1-B 18	SN9905R	19	1-B 7
SN8776-1	129	1-B 18	SN8963-1	53	1-B 11	SN9178	59	1-B 11	SN9906R	17	1-B 7
SN8780-1	47	1-B 10	SN8966-1	47	1-B 10	SN9178	63	1-B 12	SN9907	17	1-B 7
SN8780-1	49	1-B 10	SN8966-1	49	1-B 10	SN9179	7	1-B 6	SN9907	19	1-B 7
SN8780-1	129	1-B 18	SN8968-1	49	1-B 10	SN9179	9	1-B 6	SN9908	29	1-B 8
SN8781-1	43	1-B 10	SN8970-1	73	1-B 13	SN9180	7	1-B 6	SN9909	15	1-B 7
SN8781-1	45	1-B 10	SN8971-10	73	1-B 13	SN9180	9	1-B 6	SN9910	69	1-B 12
SN8781-1	129	1-B 18	SN9028	11	1-B 7	SN9181	7	1-B 6	SN9914	21	1-B 8
SN8789-1	71	1-B 13	SN9029	57	1-B 11	SN9181	9	1-B 6	SN9915	15	1-B 7
SN8789-1	129	1-B 18	SN9045	7	1-B 6	SN9182	9	1-B 6	SN9937	75	1-B 13
SN8799-1	51	1-B 11	SN9045	9	1-B 6	SN9185	7	1-B 6	SN9937	131	1-B 19
SN8799-1	129	1-B 18	SN9045	13	1-B 7	SN9186	9	1-B 6	SN9937	131	1-B 19
SN8800-1	101	1-B 16	SN9046	7	1-B 6	SN9188	13	1-B 7	SN9939	59	1-B 11
SN8800-1	129	1-B 18	SN9047	9	1-B 6	SN9188	121	1-B 18	SN9939	63	1-B 12
SN8804-1	51	1-B 11	SN9049	7	1-B 6	SN9189	13	1-B 7	SN997002	123	1-B 18
SN8804-1	53	1-B 11	SN9051	7	1-B 6	SN9189	121	1-B 18	SN997040	125	1-B 18
SN8805-1	47	1-B 10	SN9052	9	1-B 6	SN9190	13	1-B 7	SN997041	125	1-B 18
SN8805-1	49	1-B 10	SN9054	9	1-B 6	SN9190	121	1-B 18	SN997043	125	1-B 18
SN8806-1	95	1-B 15	SN9076	7	1-B 6	SN9191	13	1-B 7	SN997052	39	1-B 9
SN8809-1	101	1-B 16	SN9076	9	1-B 6	SN9191	121	1-B 18	SN997052	41	1-B 10
SN8809-1	103	1-B 16	SN9076	13	1-B 7	SN9192R	13	1-B 7	SN997052	43	1-B 10
SN8826-1	43	1-B 10	SN9076	121	1-B 18	SN9201	61	1-B 12	SN997052	45	1-B 10
SN8826-1	45	1-B 10	SN9077	57	1-B 11	SN9203	61	1-B 12	SN997052	47	1-B 10
SN8828-1	39	1-B 9	SN9077	61	1-B 12	SN9249	99	1-B 15	SN997052	49	1-B 10
SN8828-1	41	1-B 10	SN9077	129	1-B 18	SN9250	99	1-B 15	SN997052	51	1-B 11
SN8833-1	71	1-B 13	SN9078	59	1-B 11	SN9261	15	1-B 7	SN997052	53	1-B 11
SN8833-1	73	1-B 13	SN9078	63	1-B 12	SN9268	15	1-B 7	SN997052	125	1-B 18
SN8849-1	39	1-B 9	SN9078	105	1-B 16	SN9271	15	1-B 7	SN997246	123	1-B 18
SN8849-1	43	1-B 10	SN9078	129	1-B 18	SN9680	75	1-B 13	SN997309	49	1-B 10
SN8854-1	71	1-B 13	SN9079	59	1-B 11	SN9682	75	1-B 13	SN997309	53	1-B 11
SN8864-1	39	1-B 9	SN9079	63	1-B 12	SN9683	59	1-B 11	SN997309	71	1-B 13
SN8864-1	41	1-B 10	SN9079	105	1-B 16	SN9683	63	1-B 12	SN997309	73	1-B 13
SN8864-1	43	1-B 10	SN9079	129	1-B 18	SN9683	75	1-B 13	SN997311	125	1-B 18
SN8864-1	45	1-B 10	SN9081	57	1-B 11	SN9706	69	1-B 12	SN997313	125	1-B 18
SN8864-1	71	1-B 13	SN9081	61	1-B 12	SN9708	75	1-B 13	SN997318	125	1-B 18
SN8864-1	73	1-B 13	SN9081	129	1-B 18	SN9708	129	1-B 18	SN997319	125	1-B 18
SN8864-1	101	1-B 16	SN9082	57	1-B 11	SN9725	69	1-B 12	SN997320	125	1-B 18
SN8864-1	103	1-B 16	SN9082	61	1-B 12	SN9727	23	1-B 8	SN997321	125	1-B 18
SN8865-1	47	1-B 10	SN9083	57	1-B 11	SN9728	23	1-B 8	SN997322	125	1-B 18
SN8865-1	49	1-B 10	SN9083	59	1-B 11	SN9729	23	1-B 8	SN997323	125	1-B 18
SN8865-1	51	1-B 11	SN9083	61	1-B 12	SN9730	23	1-B 8	SN997324	125	1-B 18
SN8865-1	53	1-B 11	SN9083	63	1-B 12	SN9731	23	1-B 8	SN997325	125	1-B 18
SN8866-1	95	1-B 15	SN9083	105	1-B 16	SN9732	23	1-B 8	SN997326	123	1-B 18
SN8866-1	97	1-B 15	SN9083	129	1-B 18	SN9733	23	1-B 8	SN997327	123	1-B 18
SN8870-1	101	1-B 16	SN9101	75	1-B 13	SN9753N	77	1-B 13	SN997339	125	1-B 18
SN8870-1	103	1-B 16	SN9102	75	1-B 13	SN9780	77	1-B 13	SN997340	125	1-B 18
SN8872-1	95	1-B 15	SN9102	129	1-B 18	SN9785	13	1-B 7	SN997407	79	1-B 13
SN8873-1	47	1-B 10	SN9109	81	1-B 14	SN9786	13	1-B 7	SN997408	125	1-B 18
SN8873-1	49	1-B 10	SN9126	11	1-B 7	SN9874	107	1-B 16	SN997459	123	1-B 18

7 1/2' HOPPER ASSEMBLY



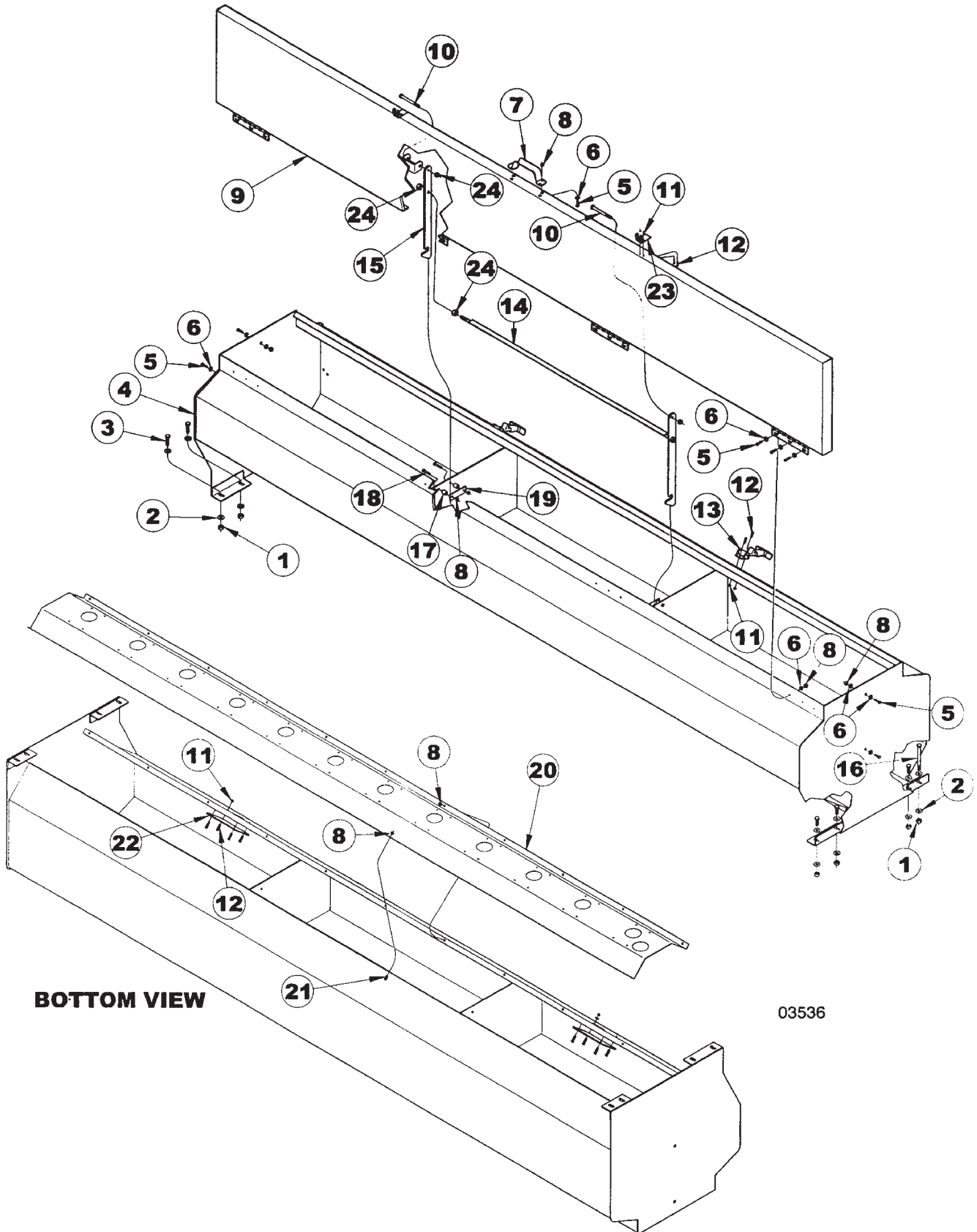
03532

BOTTOM VIEW

ITEM	NUMBER	QTY	DESCRIPTION
1	SN3567		LOCK NUT, 3/8"-16 HEX NYLON INSERT, GR 2, Y/D
2	SN317		FLAT WASHER, 3/8", Y/D
3	SN3984		HEX BOLT, 3/8"-16 X 1 1/4", GR 5, Y/D
4	SN9046		HOPPER BOX, 7 1/2', 2.4 BU
5	SNDR10025		HEX BOLT, 1/4"-20 X 5/8", GR 5, Y/D
6	SN506		FLAT WASHER, 1/4", Y/D
7	SN6436		HANDLE
8	SN3881		LOCK NUT, 1/4"-20 HEX NYLON INSERT, GR 2, Y/D
9	SN9185		HOPPER LID, 7 1/2'
10	SN3565		HEX BOLT, 3/8"-16 X 3 1/2", GR 5, Y/D
11	SN10326		NUT, 10-24 UNC HEX HEAD W/LOCKWASHER
12	SN9076		HEX BOLT, NO. 10-24 X 1/2", GR 2, Y/D
13	SNA0007		HOPPER LATCH ASSEMBLY
14	SN474		HEX BOLT, 3/8"-16 X 2", GR 5 Y/D
15	SN9180		LID LOCK
16	SN6381		HEX BOLT, 3/8"-16 X 4 1/2", GR 5, Y/D
17	SN9181		SPACER, LID LOCK, 5/8"L
18	SN2750		HEX BOLT, 1/4"-20 X 1 1/4", GR 2, Y/D
19	SN9179		LID LOCK PLATE
20	SN9049		HOPPER BOTTOM PLATE, 7 1/2', 7 1/2" SP
	SN9051		HOPPER BOTTOM PLATE, 7 1/2', 10" SP
21	SN9045		HEX BOLT, 1/4"-20 X 1/2" GR 5, Y/D
22	SNDR12016		SIGHT GLASS
23	SNDR12046		LATCH BRACKET
24	SN3566		LOCK NUT, 3/8"-16 HEX CENTER, GR 2, Y/D

I0003532
PR: t05g30n06d0001

10' HOPPER ASSEMBLY



03536

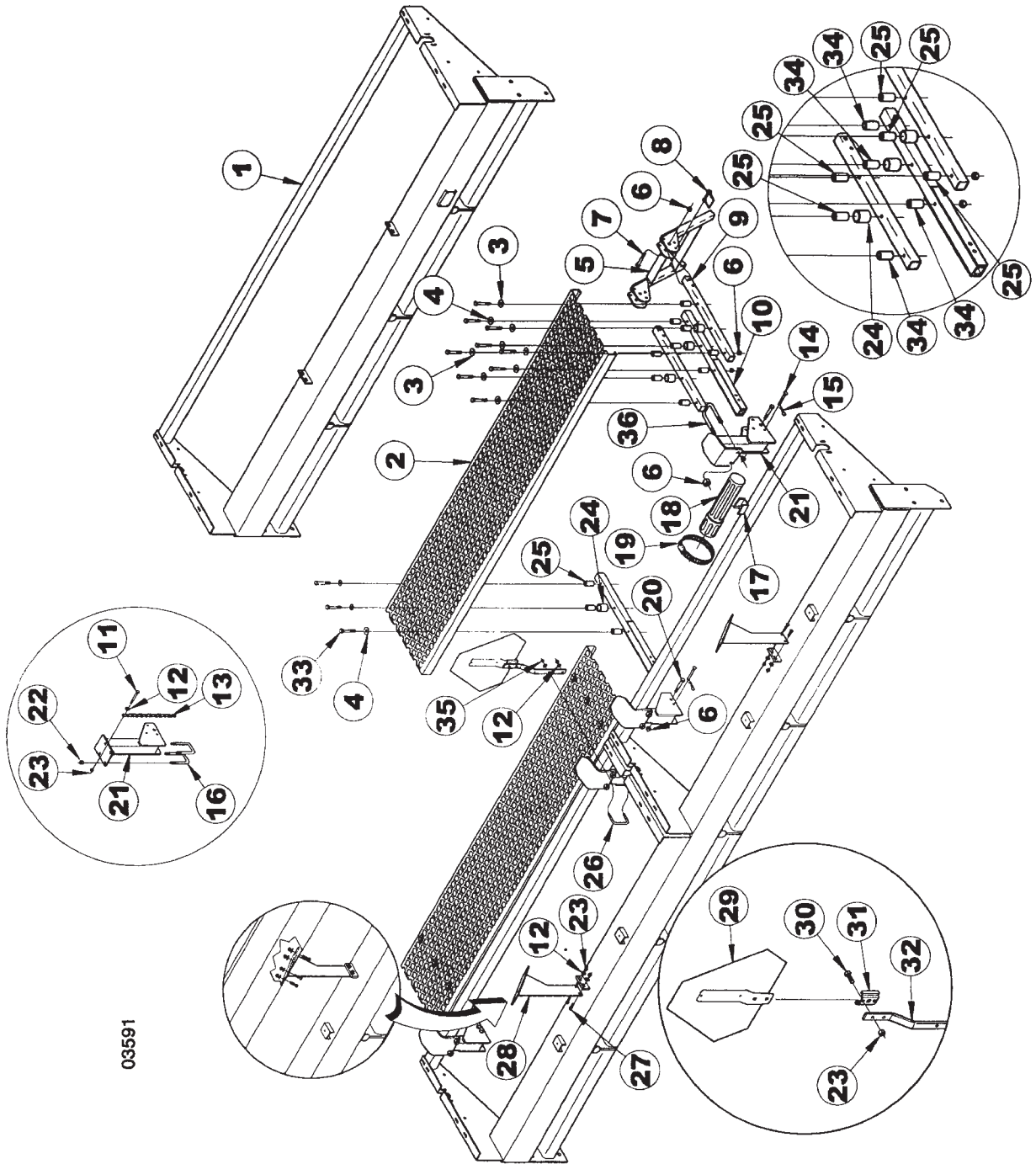
10' HOPPER ASSEMBLY

ITEM	NUMBER	QTY	DESCRIPTION
1	SN3567		LOCK NUT, 3/8"-16 HEX NYLON INSERT, GR 2, Y/D
2	SN317		FLAT WASHER, 3/8", Y/D
3	SN3984		HEX BOLT, 3/8"-16 X 1 1/4", GR 5, Y/D
4	SN9047		HOPPER BOX, 10', 2.4 BU
5	SNDR10025		HEX BOLT, 1/4"-20 X 5/8", GR 5, Y/D
6	SN506		FLAT WASHER, 1/4", Y/D
7	SN6436		HANDLE
8	SN3881		LOCK NUT, 1/4"-20 HEX NYLON INSERT, GR 2, Y/D
9	SN9186		HOPPER LID, 10'
10	SN3565		HEX BOLT, 3/8"-16 X 3 1/2", GR 5, Y/D
11	SN10326		NUT, 10-24 UNC HEX HEAD W/LOCKWASHER
12	SN9076		HEX BOLT, NO. 10-24 X 1/2", GR 2, Y/D
13	SNA0007		HOPPER LATCH ASSEMBLY
14	SN9182		LOCKING ROD, 10'
15	SN9180		LID LOCK
16	SN6381		HEX BOLT, 3/8"-16 X 4 1/2", GR 5, Y/D
17	SN9181		SPACER, LID LOCK, 5/8"L
18	SN2750		HEX BOLT, 1/4"-20 X 1 1/4", GR 2, Y/D
19	SN9179		LID LOCK PLATE
20	SN9052		HOPPER BOTTOM PLATE, 10', 7 1/2" SP
	SN9054		HOPPER BOTTOM PLATE, 10', 10" SP
21	SN9045		HEX BOLT, 1/4"-20 X 1/2" GR 5, Y/D
22	SNDR12016		SIGHT GLASS
23	SNDR12046		LATCH BRACKET
24	SN3566		LOCK NUT, 3/8"-16 HEX CENTER, GR 2,Y/D

I0003536
PR: t05g30n06d0002

FRAME ASSEMBLY

Version 1 Walkboard Bracket
Inside Circle



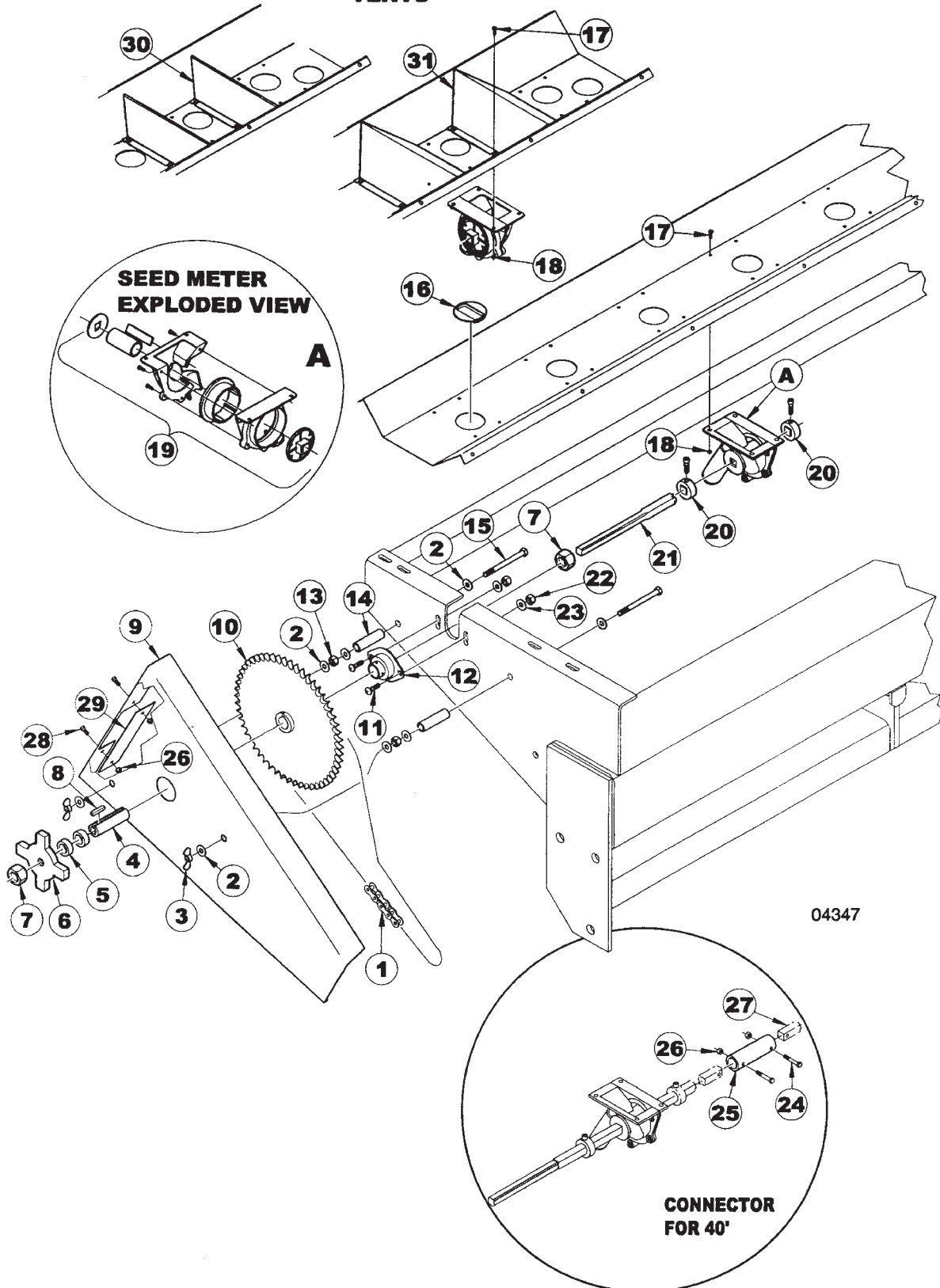
03591

ITEM	NUMBER	QTY	DESCRIPTION
1	SN9126		FRAME, GRAIN DRILL, 10'@7 1/2" & 10" SP (30' & 40')
	SN9128		FRAME, GRAIN DRILL, 15'@7 1/2" & 10" SP (40')
2	SN6939		WALKBOARD, 120" (30' & 40')
	SN6940		WALKBOARD, 112" (30')
	SN6941		WALKBOARD, 90" (40')
	SN6942		WALKBOARD, 84" (40')
3	SN5290		FLAT WASHER, 1/2", 3/16" THICK, Y/D
4	SN486		FLAT WASHER, 1/2", Y/D
5	SN7069		WALKBOARD STEP, 18"
6	SN2096		LOCK NUT, 1/2"-13 HEX NYLON INSERT
7	SN156		HEX BOLT, 1/2"-13 X 3", GR 5 Y/D
8	SN3557		QUICK PIN, 3/8" DIA X 2 1/2"
9	SN7068		WALKBOARD STEP MOUNT
10	SN6955		WALKBOARD ARM, 27 1/4" L
11	SN4738		HEX BOLT, 3/8"-16 X 2 3/4", GR 5, Y/D
12	SN317		FLAT WASHER, 3/8", Y/D
13	SN6675		CHAIN, 13" W/S-HOOK
14	SN6795		PIN, 3/8" X 3 1/4" (3 1/64"), Z/P
15	SN71L-2701		PIN CLIP, 1/2"-5/8" SHAFT, .120" DIA, 1 5/8" L
16	SNDR11507		U-BOLT, 7/16"-14 X 4" X 2 1/2"W, GR 5, Y/D
17	SN7219		MOUNT, OPERATOR'S MANUAL TUBE
18	SN3750		OPERATOR'S MANUAL TUBE
19	SN3765		HOSE CLAMP, 3 1/2"
20	SN1507		HEX BOLT, 1/2"-13 X 3 1/2", GR 5, Y/D
21	SN6673		WALKBOARD BRACKET
22	SNDR10524		LOCK NUT, 7/16"-14 HEX NYLON INSERT, Y/D
23	SN3567		LOCK NUT, 3/8"-16 HEX NYLON INSERT, GR 2, Y/D
24	SN6958R		SPACER, 1.500" OD X 1.125" ID, 1 9/16" L
25	SN6959R		SPACER, 1.00" OD X .563" ID, 1 3/4" L
26	SNDR11502		U-BOLT, 3/8"-16 X 2 5/8" X 3 1/2" W, GR 5, Y/D
27	SN178		HEX BOLT, 3/8"-16 X 1", GR 5, Y/D
28	SN9028		HOPPER BRACE
29	SN7001		SMV EMBLEM
30	SN1193		HEX BOLT, 3/8"-16 X 3/4", GR 5, Y/D
31	SN2566		S.M.V. SOCKET
32	SNBT10258		SMV BRACKET
33	SN3371		HEX BOLT, 1/2"-13 X 4", GR 5, Y/D
34	SN7179		SPACER, 1.00" OD X .563" ID, 1 5/8" L
35	SN3566		LOCK NUT, 3/8"-16 HEX CENTER, GR 2, Y/D
36	SN4843		U-BOLT, 1/2"-13 X 5 1/4" X 2 1/2" W, GR 5, Y/D

I0003591
PR: t05g30n06d0003

SEED METER SHAFT ASSEMBLY

OPTIONAL HOPPER
TENTS

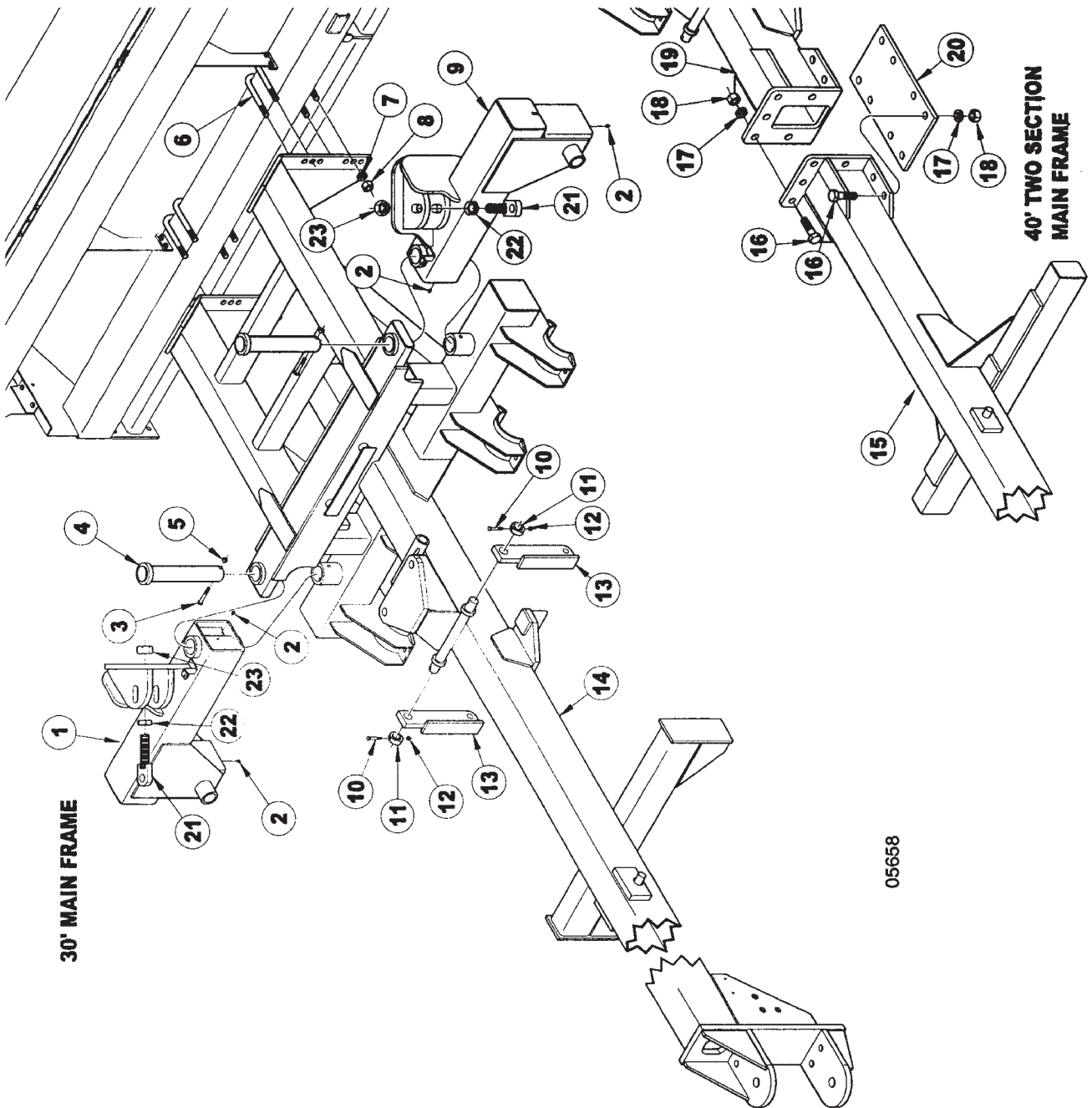


SEED METER SHAFT ASSEMBLY

ITEM	NUMBER	QTY	DESCRIPTION
1	SN9176		CHAIN, 79 3/8" L NO. 50
2	SN317		FLAT WASHER, 3/8", Y/D
3	SNDR10506		WING NUT, 3/8"-16, Y/D
4	SNDR41506		BUSHING, KEYED 1.000"OD X .630"SQ ID, 3 1/4" L, Y/D
5	SNBT10275		SPACER, 1.250" OD X .781" ID, .234" WALL, 15/32" L, Y/D
6	SNB1540		ADJUSTMENT KNOB, Y/D
7	SN1243		JAM NUT, 3/4"-10 HEX, GR 2, Y/D
8	SNDR41509		KEY, 1/4" X 1 1/4" SPROCKET
9	SN9190		CHAIN GUARD, RIGHT
	SN9191		CHAIN GUARD, LEFT
10	SNDR40506		SPROCKET, 54 TOOTH, 1" BORE #50 CHAIN
11	SN6376		CARRIAGE BOLT, 5/16"-18 X 1" GR 5, Y/D
12	SNDR30009		BEARING, 1" LFST
13	SN177		HEX NUT, 3/8"-16 FULL, GR 2, Y/D
14	SNB2620		SPACER, .750" OD X .500" ID, .125" WALL, 2 5/8" L
15	SNDR10026		HEX BOLT, 3/8"-16 X 4" GR 5, Y/D
16	SNDR12017		PLUG, SEED METER
17	SN9076		HEX BOLT, NO. 10-24 X 1/2", GR 2, Y/D
18	SN10326		NUT, 10-24 UNC HEX HEAD W/LOCKWASHER
19	SNA0012		SEED METER ASSEMBLY
20	SN6581		LOCKING COLLAR, 1 1/2" OD X 7/8" ID X 9/16" L W/CAP SCREW
21	SNB1598		SHAFT, 94", 5/8" SQ
	SN9188		SHAFT, 124 3/4", 5/8" SQ
22	SN6378		LOCK NUT, 5/16" HEX NYLON INSERT GR 5, Y/D
23	SN6377		FLAT WASHER, 5/16" Y/D
24	SN1550		HEX BOLT, 1/4"-20 X 2", GR 2 Y/D
25	SN9189		CONNECTOR, METER SHAFT, 5" L
26	SN3881		LOCK NUT, 1/4"-20 HEX NYLON INSERT, GR 2, Y/D
27	SNB1599		SHAFT, 88 1/4", 5/8" SQ
28	SN9045		HEX BOLT, 1/4"-20 X 1/2" GR 5, Y/D
29	SN9192R		COVER PLATE, CHAIN GUARD
30	SN9785		SEED BOX TENT, 7 1/2" SP
31	SN9786		SEED BOX TENT, 10" SP

I0004347
PR: t05g30n06d0004

MAIN FRAME ASSEMBLY



30' MAIN FRAME

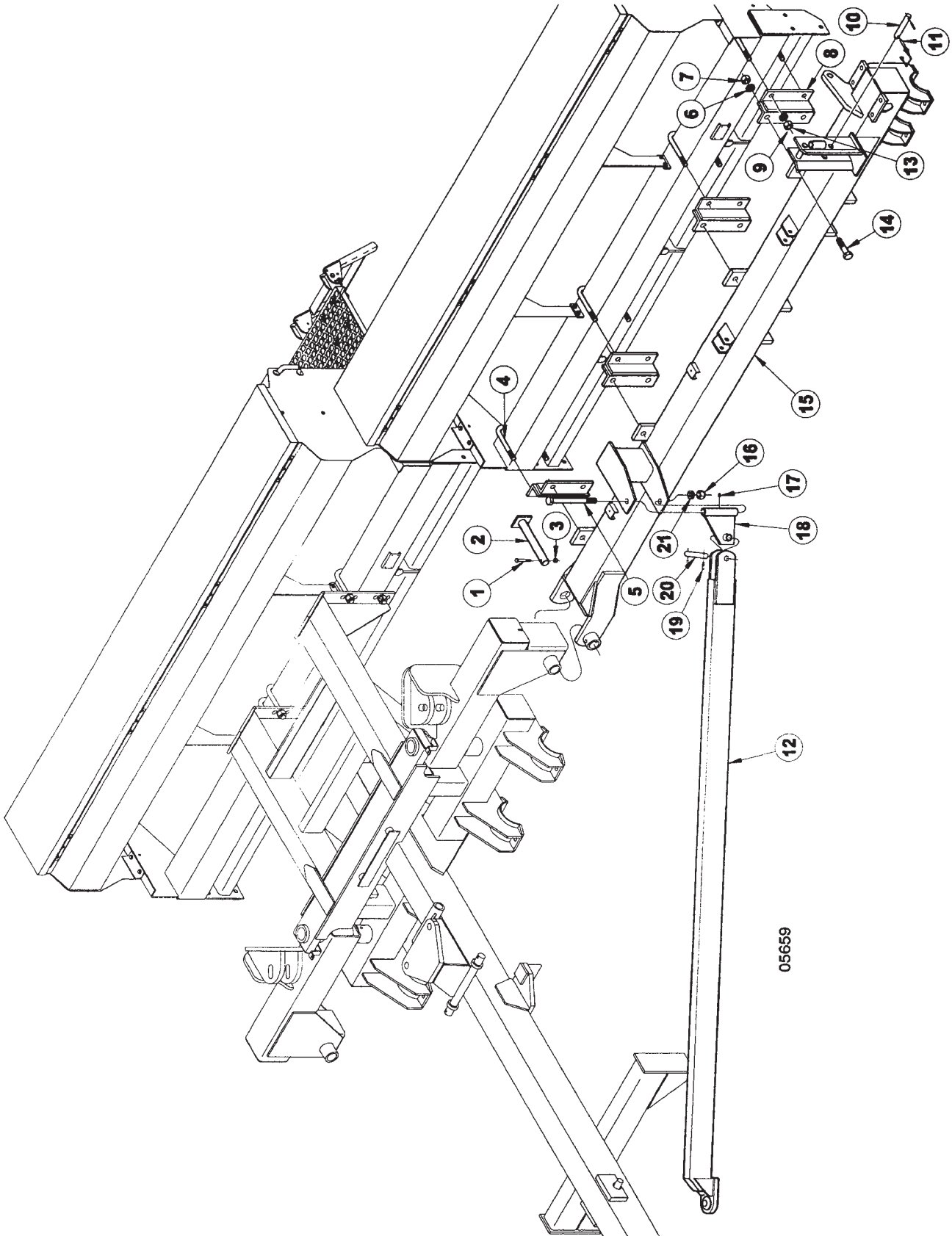
40' TWO SECTION
MAIN FRAME

05658

ITEM	NUMBER	QTY	DESCRIPTION
1	SN9896		SHORT WING, 9433, RIGHT
2	SN2098-1		GREASE ZERK, 1/8" NPTF, 5/8" L
3	SN140		HEX BOLT, 1/2"-13 X 4 1/2", GR 5, Y/D
4	SN6477		PIN, 2 1/2" X 14 1/4"
5	SN2096		LOCK NUT, 1/2"-13 HEX NYLON INSERT
6	SNDR80044		U-BOLT, 7/8"-9 X 8 3/4" X 7 15/16" W, GR 5, Y/D
7	SN396		LOCK WASHER, 7/8" SPLIT TYPE MED, Y/D
8	SN397		HEX NUT, 7/8"-9 FULL, GR 2, Y/D
9	SN9897		SHORT WING, 9433, LEFT
10	SN4738		HEX BOLT, 3/8"-16 X 2 3/4", GR 5, Y/D
11	SN6478		COLLAR, 3/4"
12	SN3567		LOCK NUT, 3/8"-16 HEX NYLON INSERT, GR 2, Y/D
13	SN10321R		CYLINDER LINK (USED ON 30' MODELS)
	SN9261		CYLINDER LINK (USED ON 40' MODELS)
14	SN9909		MAIN FRAME, 9433-30, GRAIN DRILL
15	SN9895R		MAIN FRAME, FRONT, 9433-40
16	SN9271		HEX BOLT, 1 1/8"-7 X 3 1/2" GR5, Y/D
17	SN2561		LOCK WASHER, 1 1/8" SPLIT TYPE MED, Y/D
18	SN1300		HEX NUT, 1 1/8"-7 FULL, GR 2, Y/D
19	SN9900		MAIN FRAME, BACK, 9433-40
20	SN9268		TIE PLATE
21	SN9915		ADJUSTABLE CYLINDER STOP
22	SN2079		JAM NUT, 1 1/2"-6 HEX, GR 2, Y/D
23	SN1978		HEX NUT, 1 1/2"-6 FULL, GR 2, Y/D

I0005658
PR: t05g30n06d0005

LEFT WING FRAME ASSEMBLY



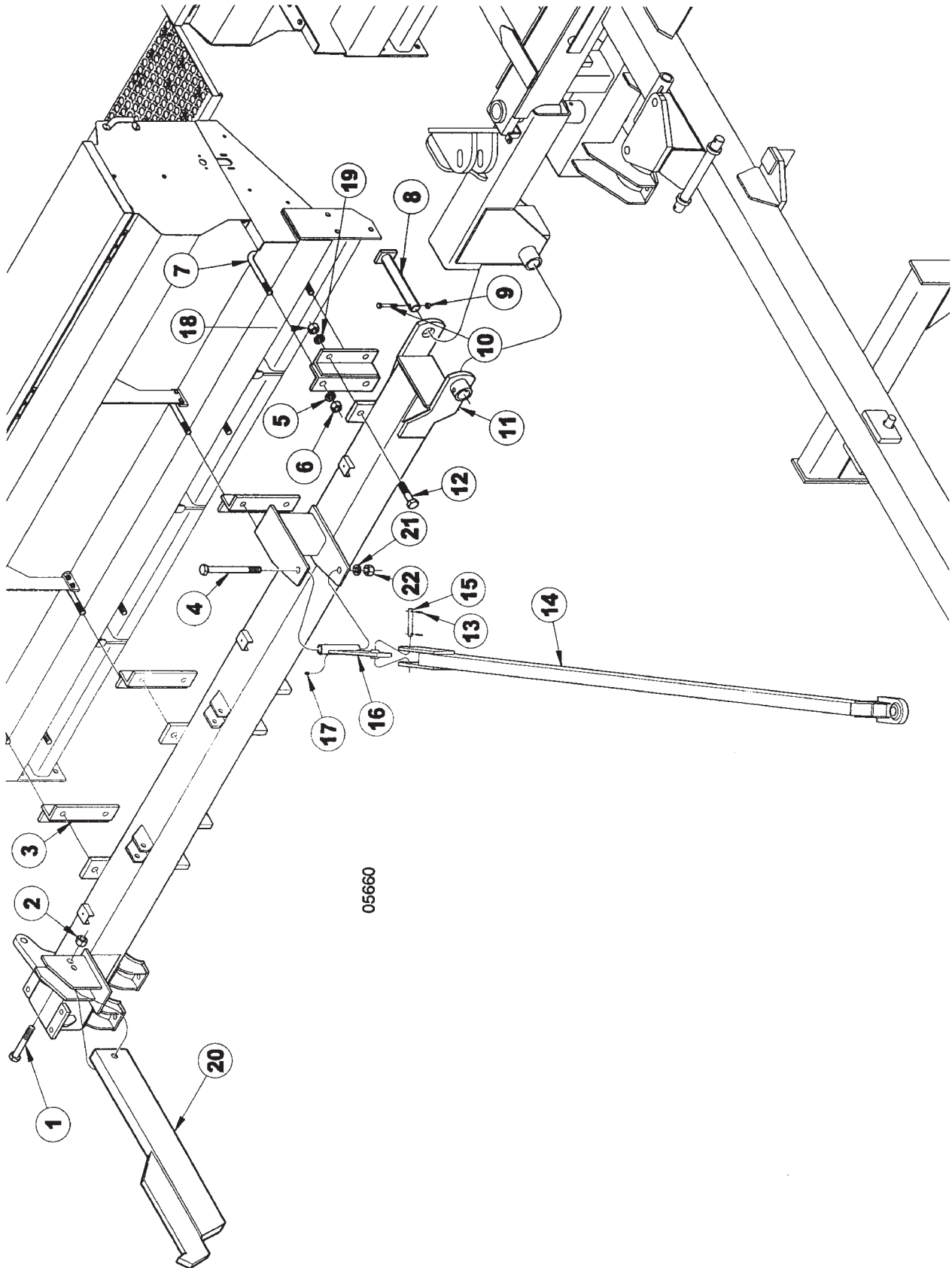
05659

LEFT WING FRAME ASSEMBLY

ITEM	NUMBER	QTY	DESCRIPTION
1	SN3065		HEX BOLT, 5/8"-11 X 4", GR 5, Y/D
2	SN9140		PIN, 2" X 15 3/4" (13 1/4")SQ HEADED
3	SN669-1		LOCK NUT, 5/8" HEX NYLON INSERT, GR 5, Y/D
4	SNDR80044		U-BOLT, 7/8"-9 X 8 3/4" X 7 15/16" W, GR 5, Y/D
5	SNFK150272		HEX BOLT, 1 1/4"-7 X 10", GR 5, Y/D
6	SN1283		LOCK WASHER, 1" SPLIT TYPE MED, Y/D
7	SN110		HEX NUT, 1"-8 FULL, GR 5, Y/D
8	SN6757		MOUNTING BRACKET
9	SN396		LOCK WASHER, 7/8" SPLIT TYPE MED, Y/D
10	SNDR12031		PIN, 1" X 6" (4 1/4"), Y/D W/ROLL PIN
11	SN3564		WIRE LOCK PIN, 3/8" X 1 1/2"
12	SN9907		WING BRACE, 9433-30
	SN6776		WING BRACE, 40'
13	SN397		HEX NUT, 7/8"-9 FULL, GR 2, Y/D
14	SN1918		HEX BOLT, 1"-8 X 2 1/2", GR 5 Y/D
15	SN9906R		WING FRAME, 9433-30 GRAIN DRILL, LT
	SN9904R		WING FRAME, 9433-40 GRAIN DRILL, LT
16	SNFK150144		HEX NUT, 1 1/4"-7, GR 2, Y/D
17	SN2098-1		GREASE ZERK, 1/8" NPTF, 5/8" L
18	SN6785		WING BRACE SWIVEL
19	SN3164		ROLL PIN, 5/16" X 2" SPIRAL MEDIUM DUTY, Y/D
20	SN5341		PIN, 1 1/4" X 4 5/16" (3 1/4") Y/D
21	SNFK150157		LOCK WASHER, 1 1/4", Y/D

I0005659
PR: t05g30n06d0006

RIGHT WING FRAME ASSEMBLY



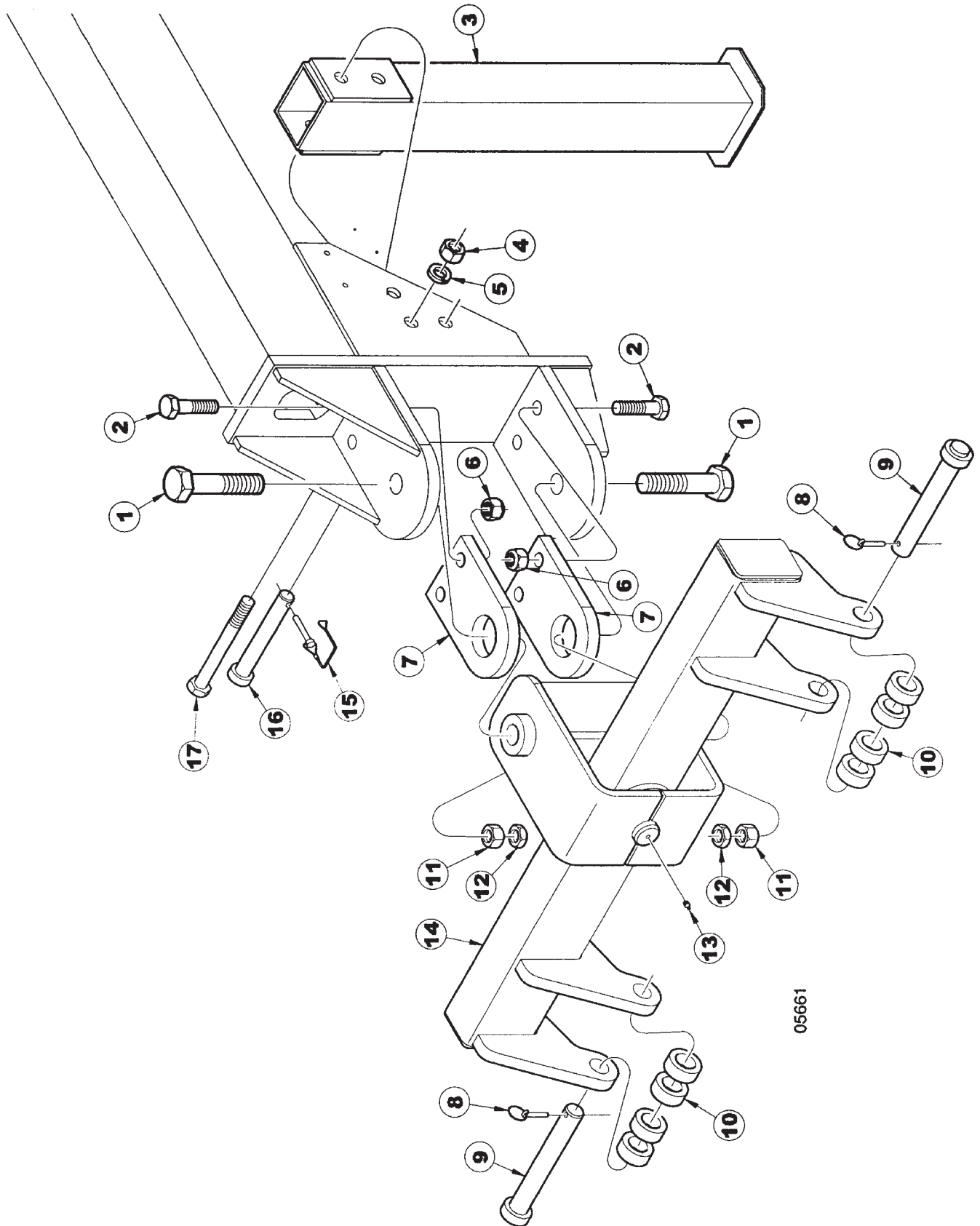
05660

RIGHT WING FRAME ASSEMBLY

ITEM	NUMBER	QTY	DESCRIPTION
1	SN1678		HEX BOLT, 1"-8 X 4 1/2", GR 5 Y/D
2	SN3938		LOCK NUT, 1"-8 HEX NYLON
3	SN6757		MOUNTING BRACKET
4	SNFK150272		HEX BOLT, 1 1/4"-7 X 10", GR 5, Y/D
5	SN396		LOCK WASHER, 7/8" SPLIT TYPE MED, Y/D
6	SN397		HEX NUT, 7/8"-9 FULL, GR 2, Y/D
7	SNDR80044		U-BOLT, 7/8"-9 X 8 3/4" X
8	SN9140		PIN, 2" X 15 3/4" (13 1/4")SQ HEADED
9	SN669-1		LOCK NUT, 5/8" HEX NYLON
10	SN3065		HEX BOLT, 5/8"-11 X 4", GR 5, Y/D
11	SN9905R		WING FRAME, 9433-30 GRAIN DRILL, RT
	SN9903R		WING FRAME, 9433-40 GRAIN DRILL, RT
12	SN1918		HEX BOLT, 1"-8 X 2 1/2", GR 5 Y/D
13	SN3164		ROLL PIN, 5/16" X 2" SPIRAL MEDIUM DUTY, Y/D
14	SN9907		WING BRACE, 9433-30
	SN6776		WING BRACE, 40'
15	SN5341		PIN, 1 1/4" X 4 5/16" (3 1/4") Y/D
16	SN6785		WING BRACE SWIVEL
17	SN2098-1		GREASE ZERK, 1/8" NPTF, 5/8" L
18	SN110		HEX NUT, 1"-8 FULL, GR 5, Y/D
19	SN1283		LOCK WASHER, 1" SPLIT TYPE MED, Y/D
20	SN6506		TRANSPORT BAR
21	SNFK150157		LOCK WASHER, 1 1/4", Y/D
22	SNFK150144		HEX NUT, 1 1/4"-7, GR 2, Y/D

I0005660
PR: t05g30n06d0007

2-POINT HITCH ASSEMBLY



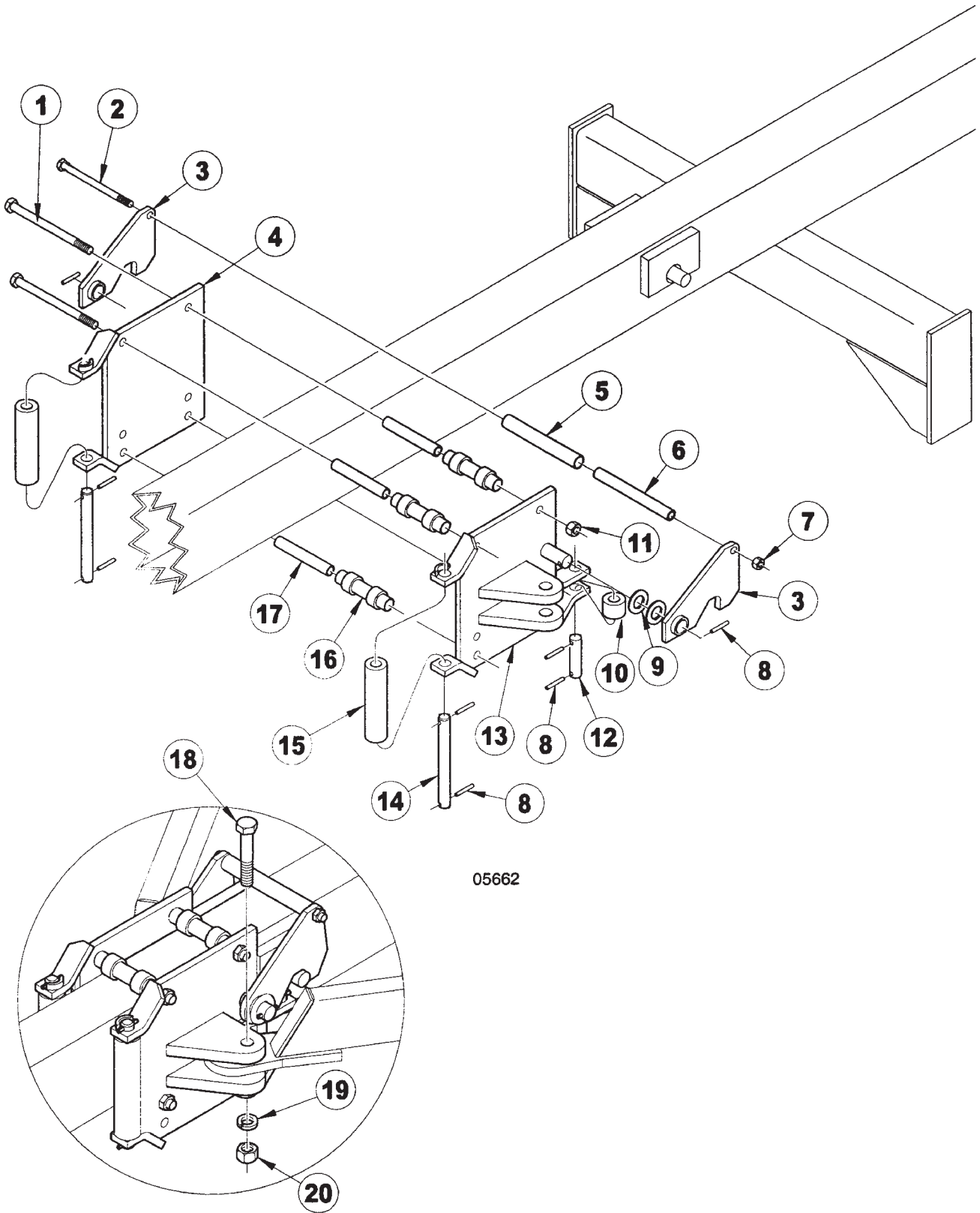
05661

2-POINT HITCH ASSEMBLY

ITEM	NUMBER	QTY	DESCRIPTION
1	SNFK150261		HEX BOLT, 1 1/2"-6 X 6" GR 5, Y/D
2	SN155		HEX BOLT, 1"-8 X 3 1/2", GR 5 Y/D
3	SN6470		PARKING STAND, 30' & 40'
4	SN110		HEX NUT, 1"-8 FULL, GR 5, Y/D
5	SN1283		LOCK WASHER, 1" SPLIT TYPE MED, Y/D
6	SN3938		LOCK NUT, 1"-8 HEX NYLON
7	SN9914		HITCH MOUNTING PLATE
8	SN1860		PIN, 7/16" X 11/32" DIA, 2" L, KLIK
9	SN6817		PIN, 1 7/16" X 10 3/8"
10	SN6818R		SPACER, 2.500" OD X 1.532" ID, 1" L
11	SN1978		HEX NUT, 1 1/2"-6 FULL, GR 2, Y/D
12	SN2079		JAM NUT, 1 1/2"-6 HEX, GR 2, Y/D
13	SN2098-1		GREASE ZERK, 1/8" NPTF, 5/8" L
14	SN9889		TWO POINT HITCH, 2" DIA PIN
15	SN3564		WIRE LOCK PIN, 3/8" X 1 1/2"
16	SNB30001		PIN, 1" X 8 3/8" (6 15/16")
17	SN3485		HEX BOLT, 1"-8 X 8", GR 5, Y/D

I0005661
PR: t05g30n06d0008

SLIDE LOCK ASSEMBLY

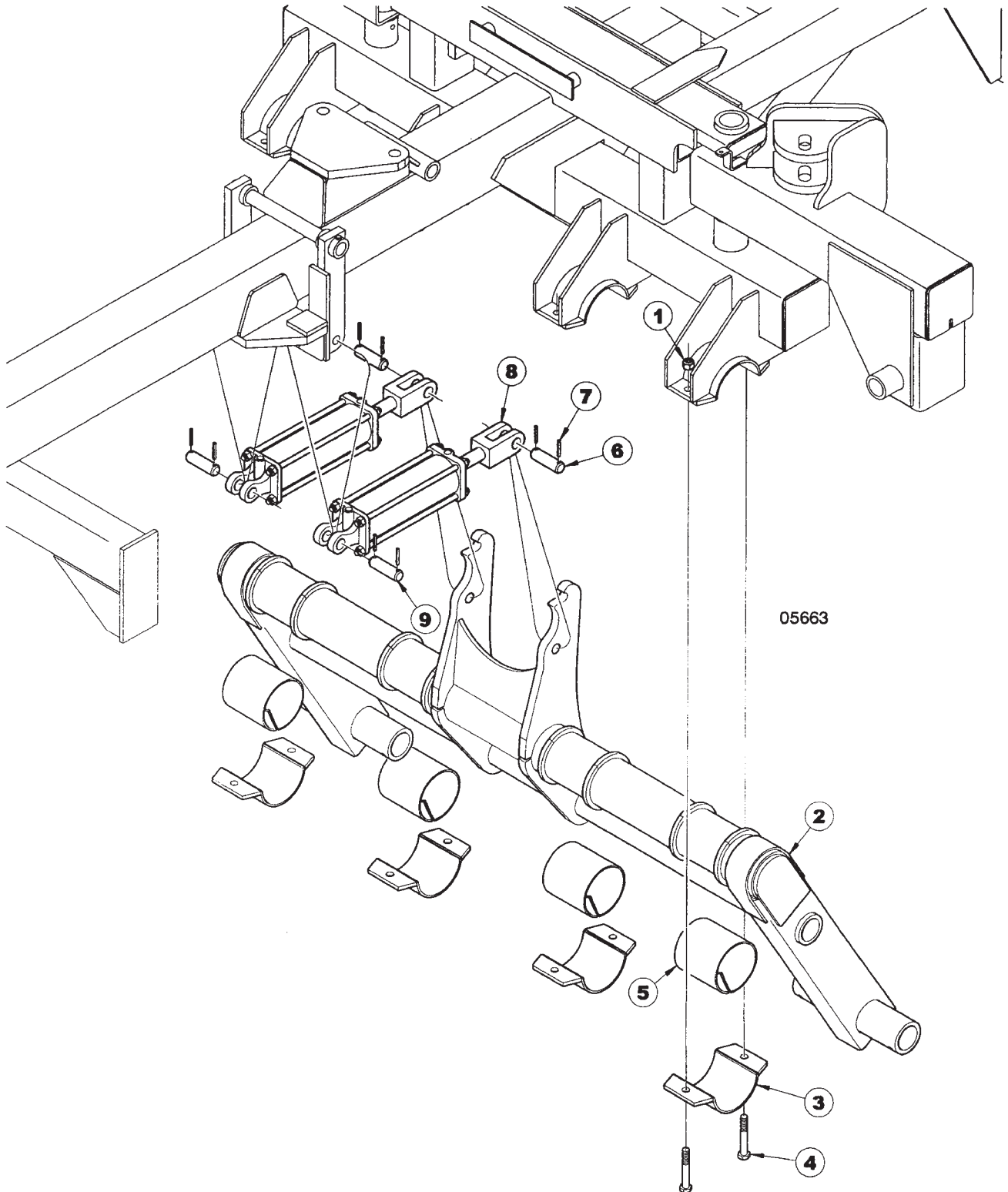


SLIDE LOCK ASSEMBLY

ITEM	NUMBER	QTY	DESCRIPTION
1	SN2148		HEX BOLT, 3/4"-10 X 8 1/2", GR 5, Y/D
2	SNFK150274		HEX BOLT, 5/8"-11 X 11" GR 5, Y/D
3	SN9729		SLIDE HOOK
4	SN9727		SLIDE LOCK PLATE, RIGHT
5	SN6799		SLIDE LOCK ROLLER, 9"
6	SN6800		CLAMP BUSHING, 9 1/4"
7	SN669-1		LOCK NUT, 5/8" HEX NYLON
8	SN3164		ROLL PIN, 5/16" X 2" SPIRAL MEDIUM DUTY, Y/D
9	SNFK150172		FLAT WASHER, 1 1/4" SAE, Y/D
10	SN9731		SLIDE LOCK ROLLER, 3 7/16"
11	SNHEN3410		LOCK NUT, 3/4" HEX NYLON
12	SN9730		ROLLER SHAFT, SHORT
13	SN9728		SLIDE LOCK PLATE, LEFT
14	SN9732		ROLLER SHAFT, LONG
15	SN9733		SLIDE LOCK ROLLER, 9"
16	SN6779		SLIDE LOCK ROLLER, 6 1/8"
17	SN6782		CLAMP BUSHING, 6 3/8"
18	SN3051		HEX BOLT, 1 1/8"-7 X 5 1/4", GR 5, Y/D
19	SN2561		LOCK WASHER, 1 1/8" SPLIT TYPE MED, Y/D
20	SN1300		HEX NUT, 1 1/8"-7 FULL, GR 2, Y/D

I0005662
PR: t05g30n06d0009

CENTER LIFT ASSEMBLY

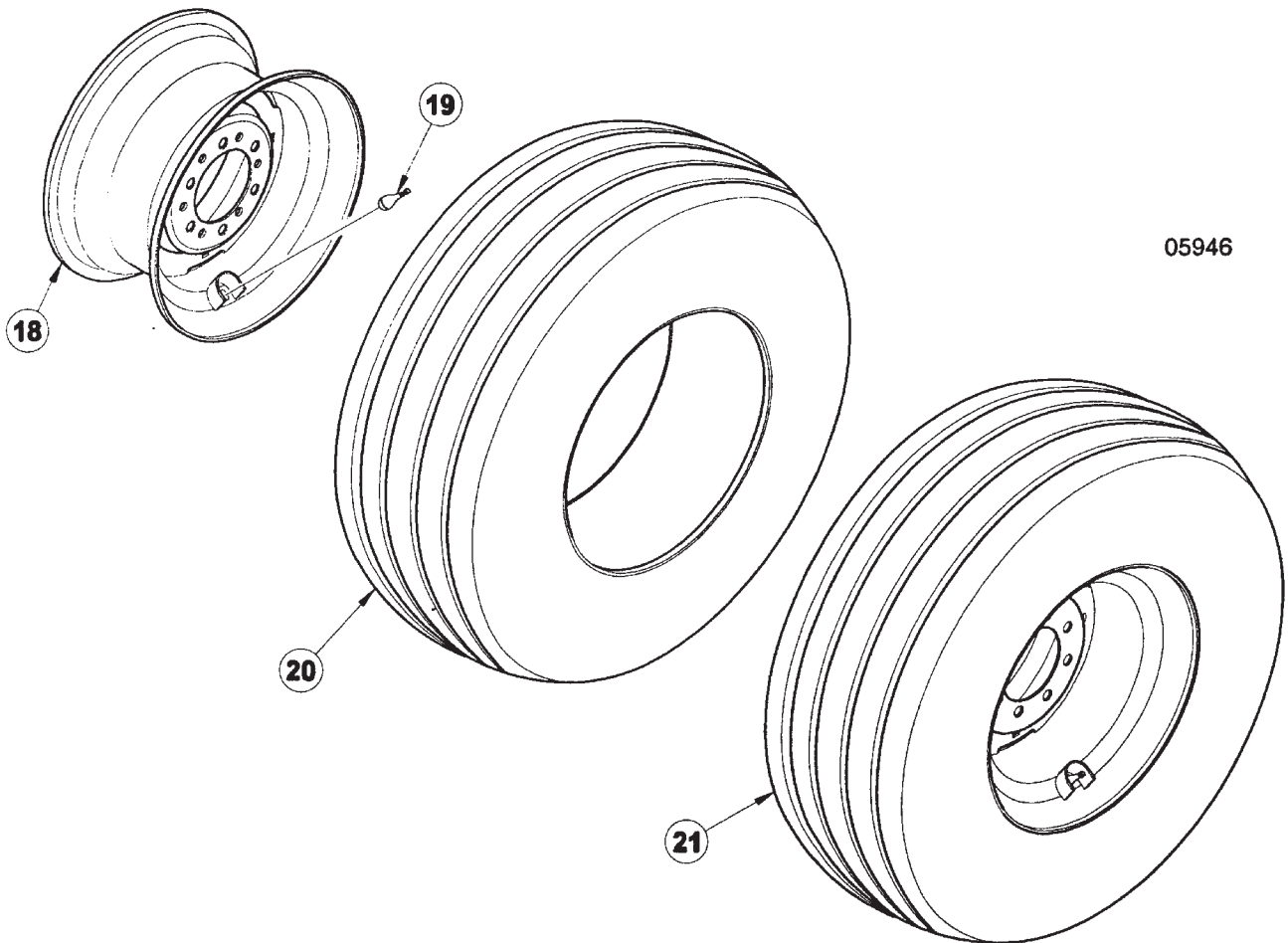
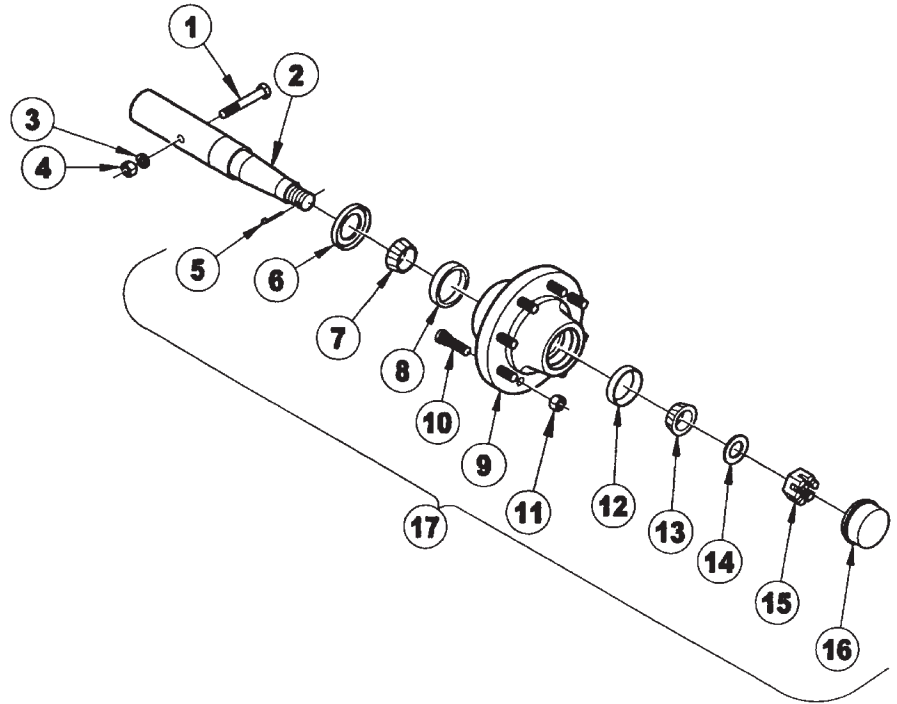


ITEM	NUMBER	QTY	DESCRIPTION
1	SNHEN3410		LOCK NUT, 3/4" HEX NYLON
2	SN9894R		CENTER LIFT,9433-30 & 40 GRAIN DRILL
3	SN9898		BEARING CAP
4	SN1122		HEX BOLT, 3/4"-10 X 2 1/2", GR 5, Y/D
5	SN7325		BEARING, LIFT (SPLIT) 6" WIDE
6	SN5339		PIN, 1" X 4 1/16" (3"), Y/D (USED WITH VERSION 1, & 10814R CYLINDERS)
	SN12188		PIN, 1" X 4 9/16" (3 1/2"), Y/D (USED WITH 12014R VERSION 2 CYLINDERS)
7	SN3164		ROLL PIN, 5/16" X 2" SPIRAL MEDIUM DUTY, Y/D
8	SN4430R		CYLINDER, 4" X 10" REPH (22 1/4" CPC) CROSS 30' (*VERSION 1, PRIOR TO 6/23/03)
	SN10814		CYLINDER, 4" X 10" REPH (22 1/4" CPC) CROSS, 3000 PSI 30' (*VERSION 2, 6/23/03 & LATER)
	SN7419		CYLINDER, 4 1/2" X 10" REPH (22 1/4" CPC) ORB CROSS 40' (*VERSION 1, PRIOR TO 12/12/03)
	SN12014		CYLINDER, 4 1/2" X 10" REPH (22 1/4" CPC), 3000 PSI 40' (*VERSION 2, 12/12/03 & LATER)
9	SN5339		PIN, 1" X 4 1/16" (3"), Y/D

NOTE: *WHEN ORDERING HYDRAULIC CYLINDER COMPONENTS, BE SURE TO NOTE THE PART # AND THE CYLINDER PSI. (LOCATED ON THE CYLINDER DECAL) AS THEY CONTAIN DIFFERENT COMPONENTS. OLDER CYLINDERS WERE 2500 PSI. AND THE NEWER CYLINDERS ARE 3000 PSI. IDENTIFYING THE PART # OF THE CYLINDER IS EXTREMELY IMPORTANT WHEN ORDERING PARTS TO ENSURE PROPER OPERATION OF THE HYDRAULIC CYLINDER.

I0005663
PR: t05g30n06d0010

CENTER LIFT SPINDLE & WHEEL ASSEMBLY



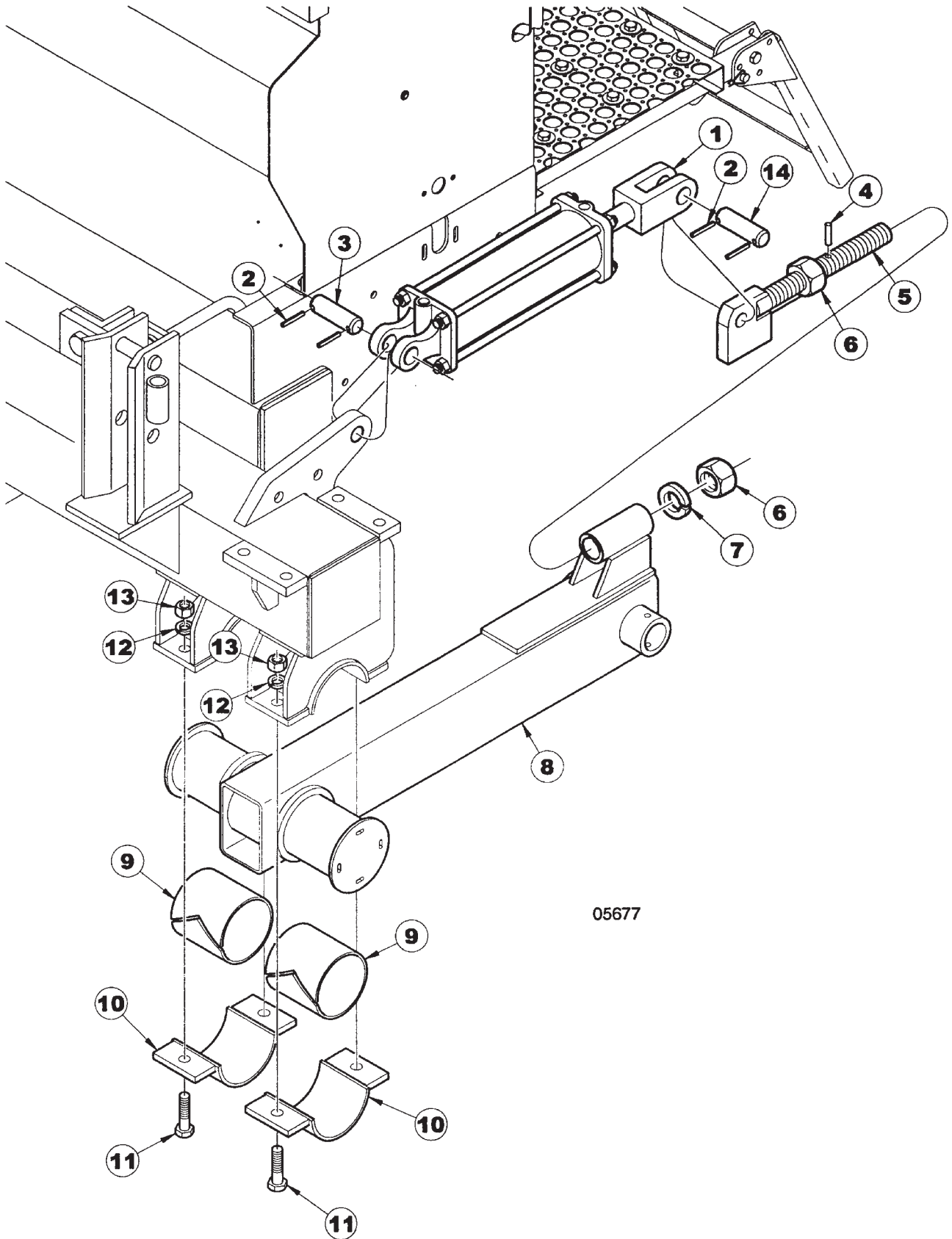
05946

CENTER LIFT SPINDLE & WHEEL ASSEMBLY

ITEM	NUMBER	QTY	DESCRIPTION
1	SN140		HEX BOLT, 1/2"-13 X 4 1/2", GR 5, Y/D
2	SN6555		SPINDLE, 2 3/4" X 14 47/64" L (30')
	SN5621		SPINDLE, 2 3/4" X 15 5/16"L (40')
3	SN113		LOCK WASHER, 1/2" SPLIT TYPE MED, Y/D
4	SN114		HEX NUT, 1/2"-13 FULL, GR 2, Y/D
5	SN3066		COTTER PIN, 7/32" X 1 1/2" (30')
	SN1609		COTTER PIN, 3/16" X 1 1/2" (40')
6	SN3301		TRIPLE LIP SEAL (30')
	SNFK310064		SEAL, 8-BOLT (40')
7	SN3683		BEARING(LM603049) (30')
	SNFK310062		BEARING (JLM506849) (40')
8	SN3684		RACE (LM603011) (30')
	SNFK310063		RACE (JLM506810) (40')
9	SN3685		EIGHT BOLT HUB, STUDDED W/CUPS ZERK AND LUG NUTS, PAINTED (30')
	SNFK340163		EIGHT BOLT HUB, STUDDED W/CUPS AND LUG NUTS, PAINTED (40')
10	SNFK340167		LUG BOLT, 5/8"-18 X 2 1/4"
11	SNFK340168		LUG NUT, 5/8"-18, GR 5, 90 DEGTAPER, Y/D
12	SN1605		RACE (LM67010) (30')
	SN1936		RACE (LM501310) (40')
13	SN1606		BEARING (LM67048) (30')
	SN1935		BEARING (LM501349) (40')
14	SN3303		WASHER, 1 1/32" ID X 1 3/4" ODX 1/8" THICK, PLAIN (30')
	SNFK340165		WASHER, 1 1/16" ID X 2 1/8" OD X 1/4" THICK, PLAIN (40')
15	SN3302		HEX NUT, 1"-14 FULL SLOTTED GR 2, PLAIN
16	SN1610		DUST CAP, 2.448" OD, Y/D (30')
	SNFK340162		DUST CAP, 3.125" OD, Y/D (40')
17	SN3686		8 BOLT HUB ASSEMBLY (30') (INCLUDES ITEMS 5-16)
	SNFK800384		EIGHT BOLT HUB ASSY. (40') (INCLUDES ITEMS 5-16)
18	SN3688Y		WHEEL, 15 X 10, 8 BOLT
19	SN3577		VALVE STEM (30' ONLY)
20	SN3581		TIRE, 11L X 15, 12-PLY (30')
	SN5578		TIRE, 12.5L X 15, (GY-FI-F) (40')
21	SN5228		TIRE, 11L 12 PLY TUBELESS W/15 X 10 WHEEL ASSY 8 BOLT (30')
	SN5555		TIRE, 12.5L (GY-FI-F) W/15X10 WH ASSY 8 BT (40')

I0005946
PR: t05g30n06d0011

WING LIFT ASSEMBLY



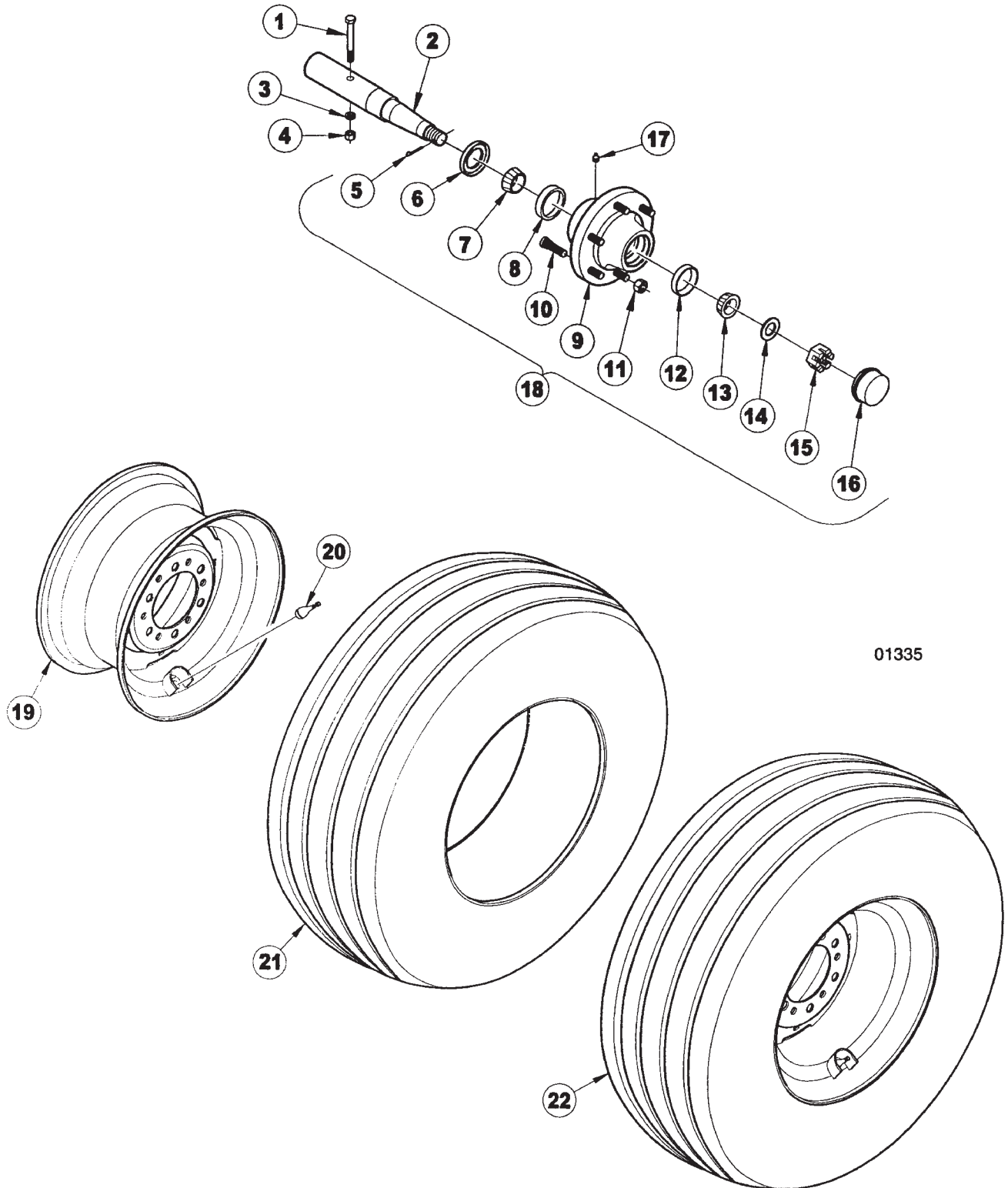
05677

ITEM	NUMBER	QTY	DESCRIPTION
1	SN4431R		CYLINDER, 3 3/4" X 10" REPH. (22 1/4" CPC) CROSS (30') (*VERSION 1, PRIOR TO 4/09/03)
	SN10815		CYLINDER, 3 3/4" X 10" REPH (22 1/4" CPC) CROSS,3000 PSI (30') (*VERSION 2, 4/09/03 & LATER)
	SN7104		CYLINDER, 4 1/4" X 10" REPHAS-ING (22 1/4" CPC) ORB(40') (*VERSION 1, PRIOR TO 1/19/04)
	SN12013		CYLINDER, 4 1/4" X 10" REPH (22 1/4" CPC) ORB, 3000 PSI (40') (*VERSION 2, 1/19/04 & LATER)
2	SN3164		ROLL PIN, 5/16" X 2" SPIRAL MEDIUM DUTY, Y/D
3	SN5339		PIN, 1" X 4 1/16" (3"), Y/D
4	SN4623		GUIDE PIN
5	SN6155		ADJUSTMENT BOLT
6	SN1978		HEX NUT, 1 1/2"-6 FULL, GR 2, Y/D
7	SN2085		LOCK WASHER, 1 1/2" SPLIT TYPE MED, Y/D
8	SN9908		LIFT ARM, 9433-30 & 40, GRAIN DRILL
9	SN6425		BEARING, LIFT (SPLIT)
10	SN6301		BEARING CAP
11	SN1122		HEX BOLT, 3/4"-10 X 2 1/2", GR 5, Y/D
12	SN1040		LOCK WASHER, 3/4" SPLIT TYPE MED, Y/D
13	SN106		HEX NUT, 3/4"-10 FULL, GR 5, Y/D
14	SN5339		PIN, 1" X 4 1/16" (3"), Y/D (USED WITH VERSION 1 & 10815R CYLINDERS)
	SN12188		PIN, 1" X 4 9/16" (3 1/2"), Y/D (USED WITH 12013R VERSION 2 CYLINDERS)

NOTE: *WHEN ORDERING HYDRAULIC CYLINDER COMPONENTS, BE SURE TO NOTE THE PART # AND THE CYLINDER PSI. (LOCATED ON THE CYLINDER DECAL) AS THEY CONTAIN DIFFERENT COMPONENTS. OLDER CYLINDERS WERE 2500 PSI. AND THE NEWER CYLINDERS ARE 3000 PSI. IDENTIFYING THE PART # OF THE CYLINDER IS EXTREMELY IMPORTANT WHEN ORDERING PARTS TO ENSURE PROPER OPERATION OF THE HYDRAULIC CYLINDER.

I0005677
PR: t05g30n06d0012

WING LIFT SPINDLE & TIRE ASSEMBLY

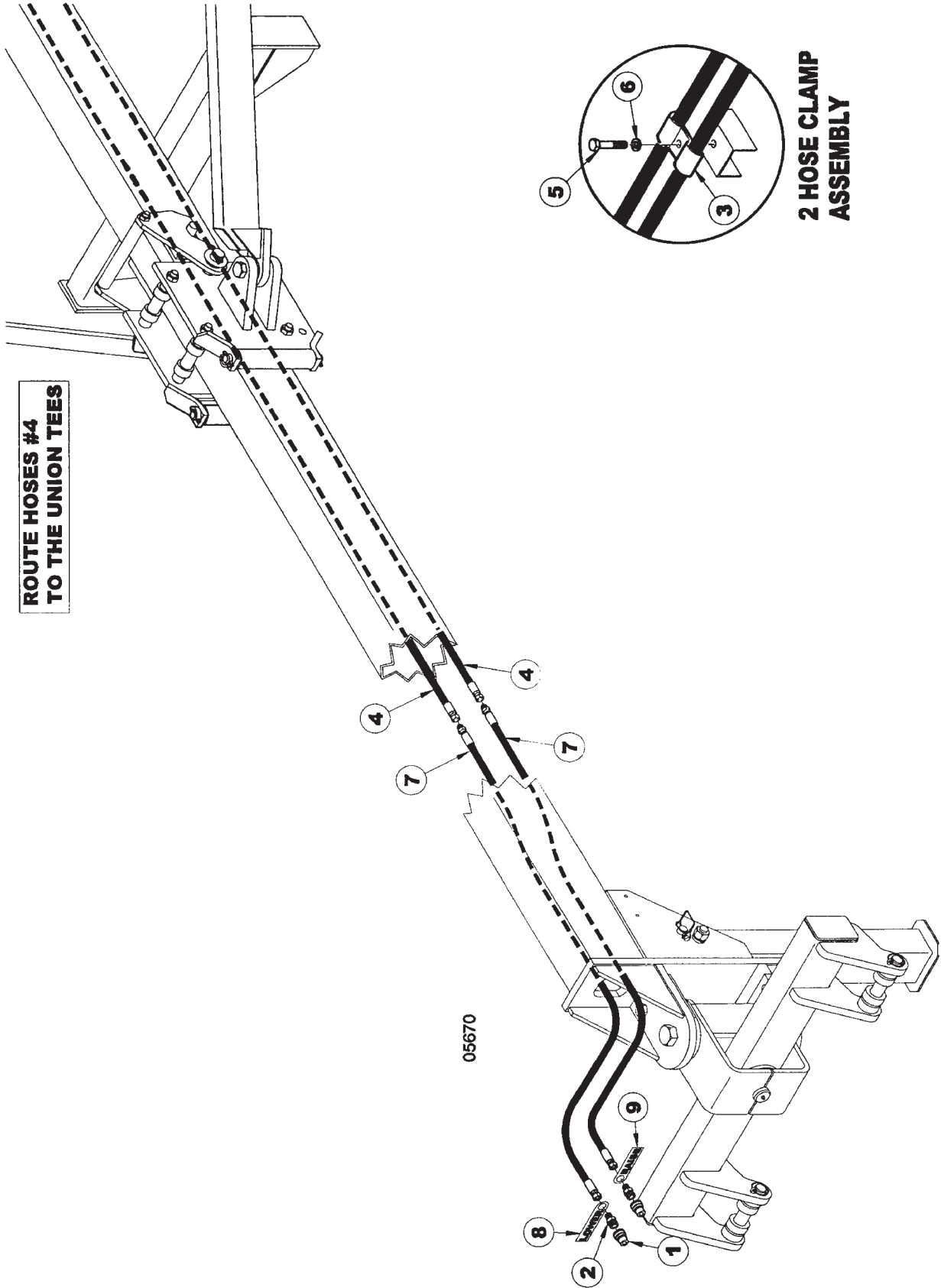


WING LIFT SPINDLE & TIRE ASSEMBLY

ITEM	NUMBER	QTY	DESCRIPTION
1	SN2585		HEX BOLT, 7/16"-14 X 3 1/2", GR 5, Y/D
2	SN3298		SPINDLE, 2" X 11 1/4"
3	SN302		LOCK WASHER, 7/16" SPLIT TYPE MED, Z
4	SN303		HEX NUT, 7/16"-14 FULL, GR 2, Y/D
5	SN3066		COTTER PIN, 7/32" X 1 1/2"
6	SN3301		TRIPLE LIP SEAL
7	SN1935		BEARING (LM501349)
8	SN1936		RACE (LM501310)
9	SN1937		SIX BOLT HUB, STUDDED W/CUPS AND LUG NUTS, PAINTED
10	SN3118		LUG BOLT, 9/16"-18 X 1 7/8" PRESS IN, PL
11	SN3117		LUG NUT, 9/16"-18, GR 5, 90 DEG TAPER, Y/D
12	SN1605		RACE (LM67010)
13	SN1606		BEARING (LM67048)
14	SN3303		WASHER, 1 1/32" ID X 1 3/4" ODX 1/8" THICK, PLAIN
15	SN3302		HEX NUT, 1"-14 FULL SLOTTED GR 2, PLAIN
16	SN1610		DUST CAP, 2.448" OD, Y/D
17	SN2098-6		GREASE ZERK, 1/4"-28, 17/32" L
18	SN3300		SIX BOLT HUB ASSEMBLY W/3301 SEAL (INCLUDES ITEMS 5-16)
19	SN5094		WHEEL, 15 X 6, 6-BOLT
20	SN3577		VALVE STEM
21	SN3579		TIRE, 9.5L X 15, 12 PLY,
22	SN5152		TIRE, 9.5L 12 PLY TUBELESS W/ 15 X 6 WH ASSY 6 BT

I0001335
PR: t05g30n06d0013

MAIN FRAME LIFT HYDRAULICS



ROUTE HOSES #4
TO THE UNION TEES

2 HOSE CLAMP
ASSEMBLY

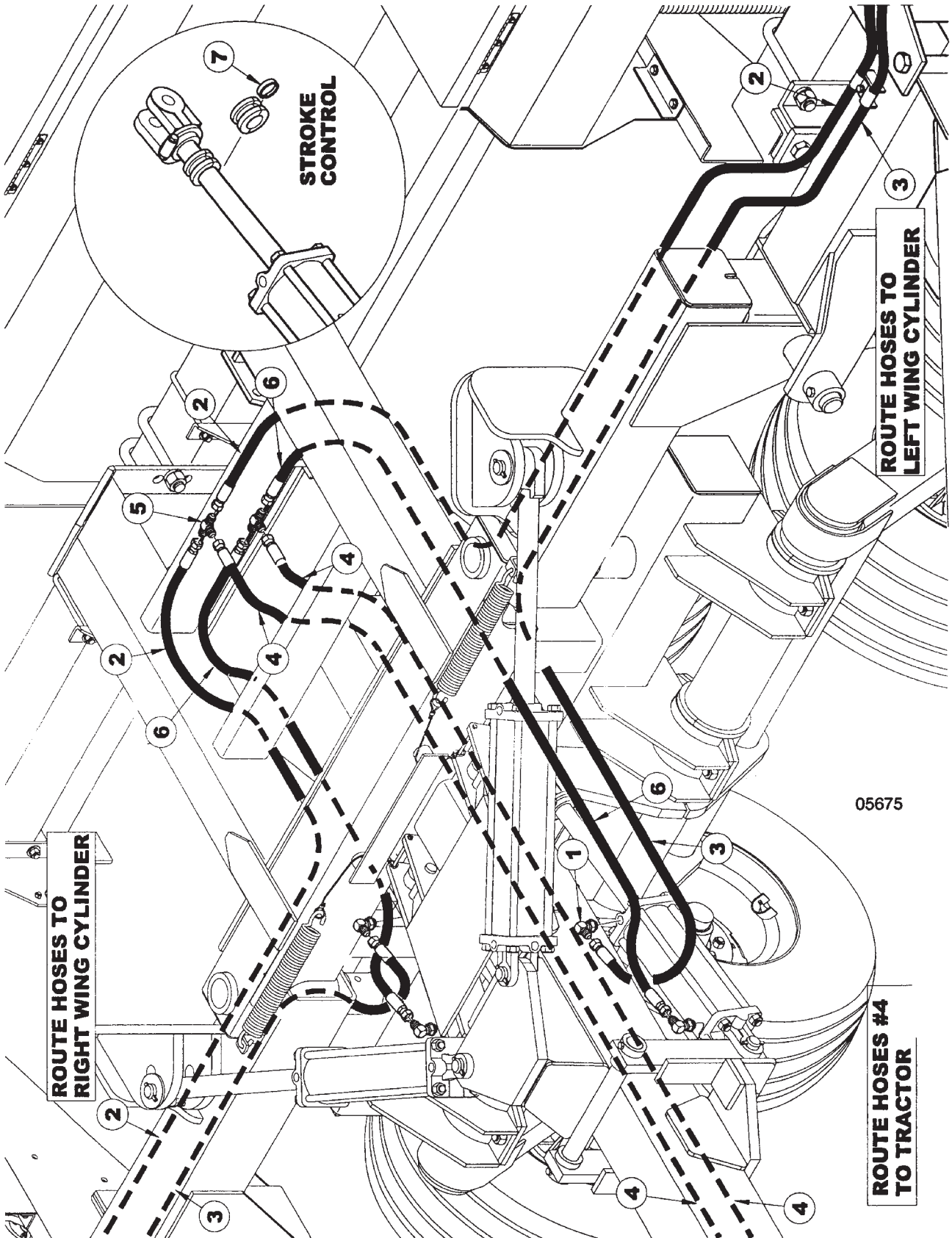
05670

ITEM	NUMBER	QTY	DESCRIPTION
1	SN3253		HYDRAULIC COUPLER, MALE HALF
2	SN2426		MALE CONNECTOR, 7/8"-14 MF X 1/2-14 MPT
3	SN5302		PIPE CLAMP, 3/8" BOLT HOLE
4	SN4198005		HOSE, 1/2" X 198" L, FEMALE ENDS
5	SN3984		HEX BOLT, 3/8"-16 X 1 1/4", GR 5, Y/D
6	SN176		LOCK WASHER, 3/8" SPLIT TYPE MED, Y/D
7	SN4100006		HOSE, 1/2" X 100" L, M/F ENDS (30')
	SN4168006		HOSE, 1/2" X 168" L, M/F ENDS (40')

WARNING
THESE PARTS ARE IMPORTANT TO THE SAFETY OF THIS EQUIPMENT AND THOSE WHO OPERATE IT. USE ONLY EXACT REPLACEMENT PARTS TO PREVENT HYDRAULIC FAILURE. BEFORE REPLACING THESE PARTS, REVIEW AND FOLLOW THE INSTRUCTIONS IN THE SAFETY AND OPERATING SECTIONS OF THIS MANUAL.

I0005670
PR: t05g30n06d0014

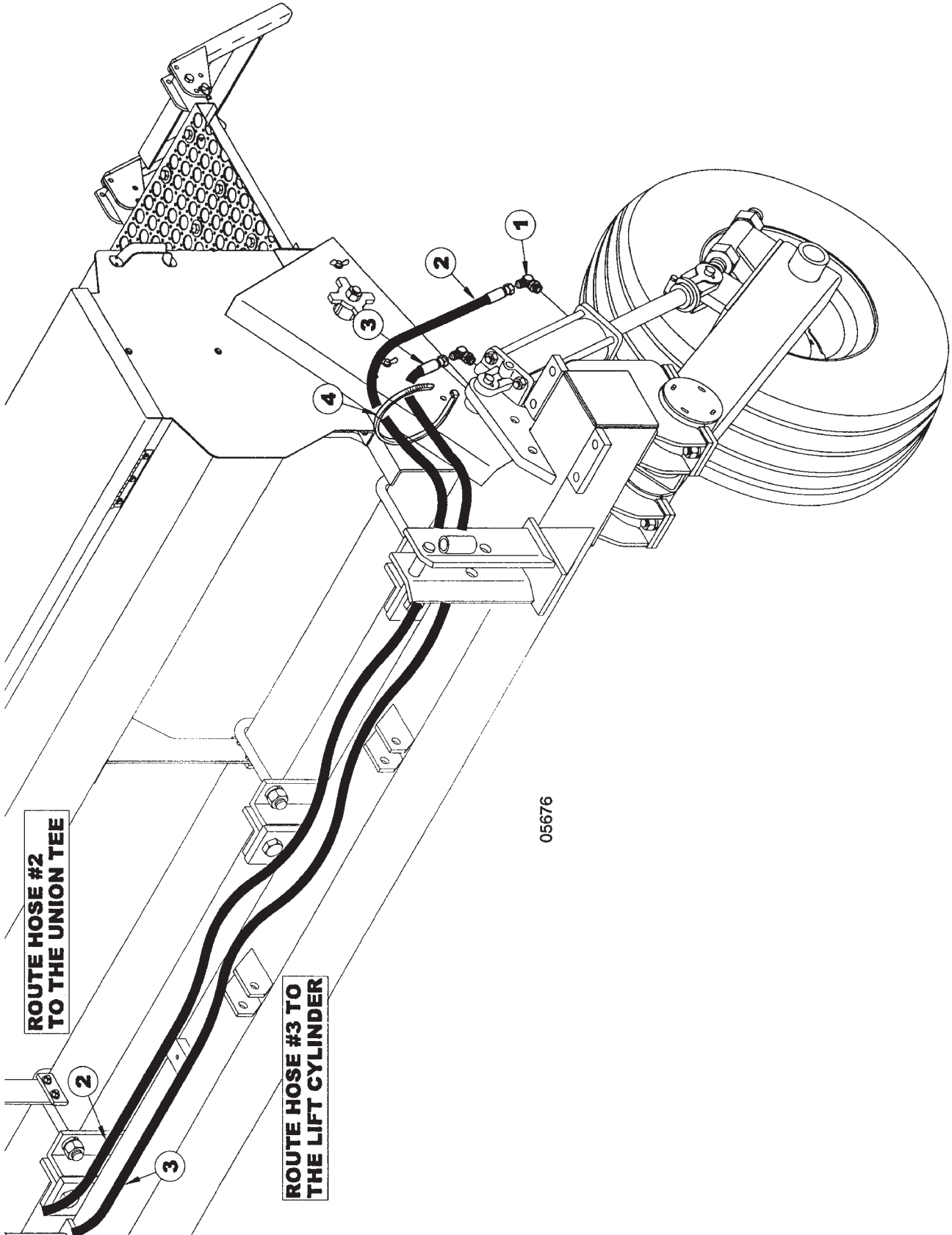
CENTER FRAME LIFT HYDRAULICS



ITEM	NUMBER	QTY	DESCRIPTION
1	SN4457		90 DEG STRAIGHT THD ELBOW, 7/8"-14 MF X 3/4"-16 MOR
2	SN4224005		HOSE, 1/2" X 224" L, FEMALE ENDS (30')
	SN4285005		HOSE, 1/2" X 285" L, FEMALE ENDS (40')
3	SN4255005		HOSE, 1/2" X 255" L, FEMALE ENDS (30')
	SN4294005		HOSE, 1/2" X 294" L, FEMALE ENDS (40')
4	SN4198005		HOSE, 1/2" X 198" L, FEMALE ENDS
5	SN4460		UNION TEE, 7/8"-14 MF
6	SN4065005		HOSE, 1/2" X 65" L, FEMALE ENDS
7	SN2355		STROKE CONTROL SEGMENTS, 1 1/2" DIAMETER
			WARNING
			THESE PARTS ARE IMPORTANT TO THE SAFETY OF THIS EQUIPMENT AND THOSE WHO OPERATE IT. USE ONLY EXACT REPLACEMENT PARTS TO PREVENT HYDRAULIC FAILURE. BEFORE REPLACING THESE PARTS, REVIEW AND FOLLOW THE INSTRUCTIONS IN THE SAFETY AND OPERATING SECTIONS OF THIS MANUAL.

I0005675
PR: t05g30n06d0015

OUTER WING LIFT HYDRAULICS



ROUTE HOSE #2
TO THE UNION TEE

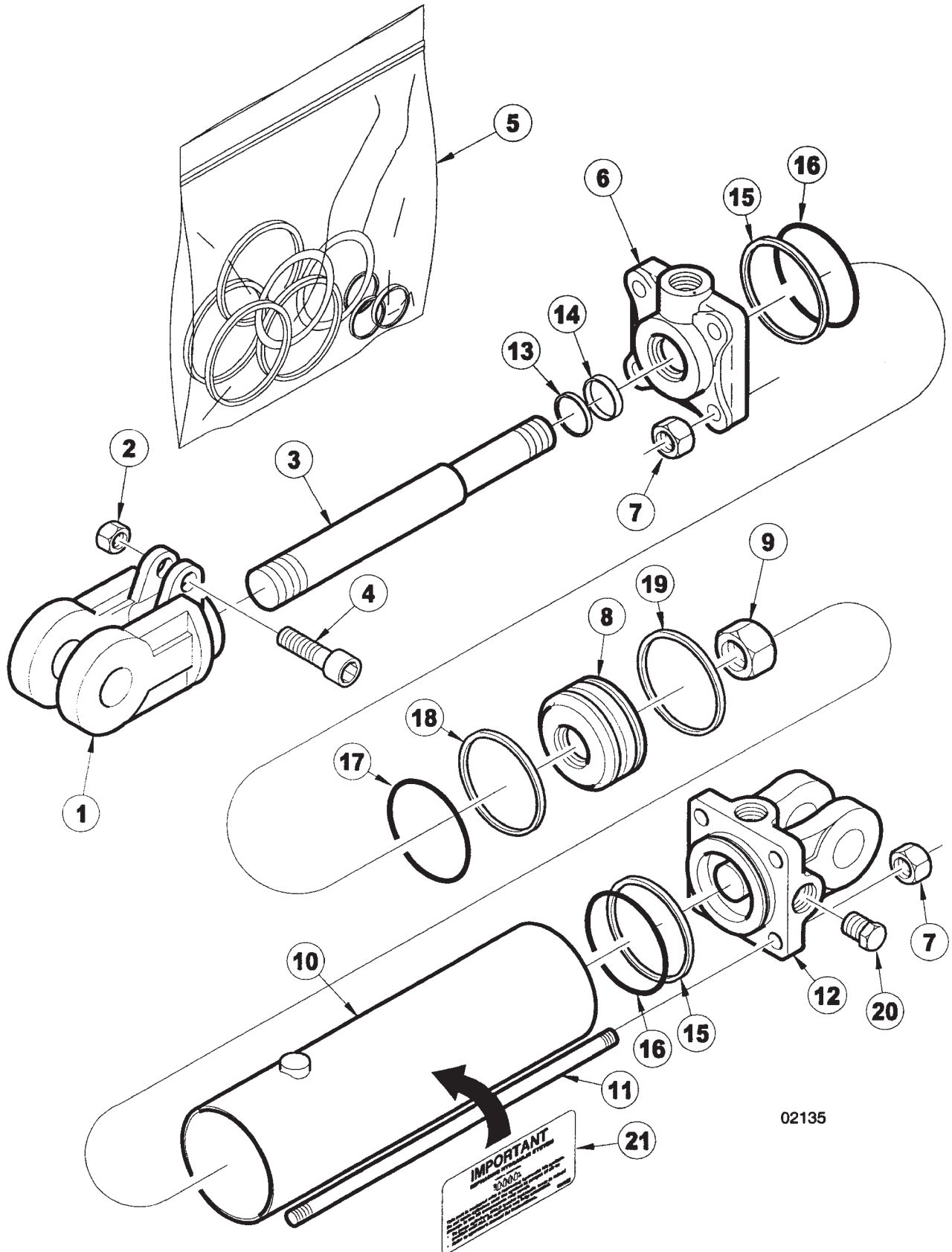
ROUTE HOSE #3 TO
THE LIFT CYLINDER

05676

ITEM	NUMBER	QTY	DESCRIPTION
1	SN4457		90 DEG STRAIGHT THD ELBOW, 7/8"-14 MF X 3/4"-16 MOR
2	SN4224005		HOSE, 1/2" X 224" L, FEMALE ENDS (30')
	SN4285005		HOSE, 1/2" X 285" L, FEMALE ENDS (40')
3	SN4255005		HOSE, 1/2" X 255" L, FEMALE ENDS (30')
	SN4294005		HOSE, 1/2" X 294" L, FEMALE ENDS (40')
4	SN2587		PLASTIC HOSE STRAP, 21 1/2" L
			WARNING
			THESE PARTS ARE IMPORTANT TO THE SAFETY OF THIS EQUIPMENT AND THOSE WHO OPERATE IT. USE ONLY EXACT REPLACEMENT PARTS TO PREVENT HYDRAULIC FAILURE. BEFORE REPLACING THESE PARTS, REVIEW AND FOLLOW THE INSTRUCTIONS IN THE SAFETY AND OPERATING SECTIONS OF THIS MANUAL.

I0005676
PR: t05g30n06d0016

3 3/4" X 10" HYDRAULIC CYLINDER
(4431R) VERSION 1, PRIOR TO 4/9/03



02135

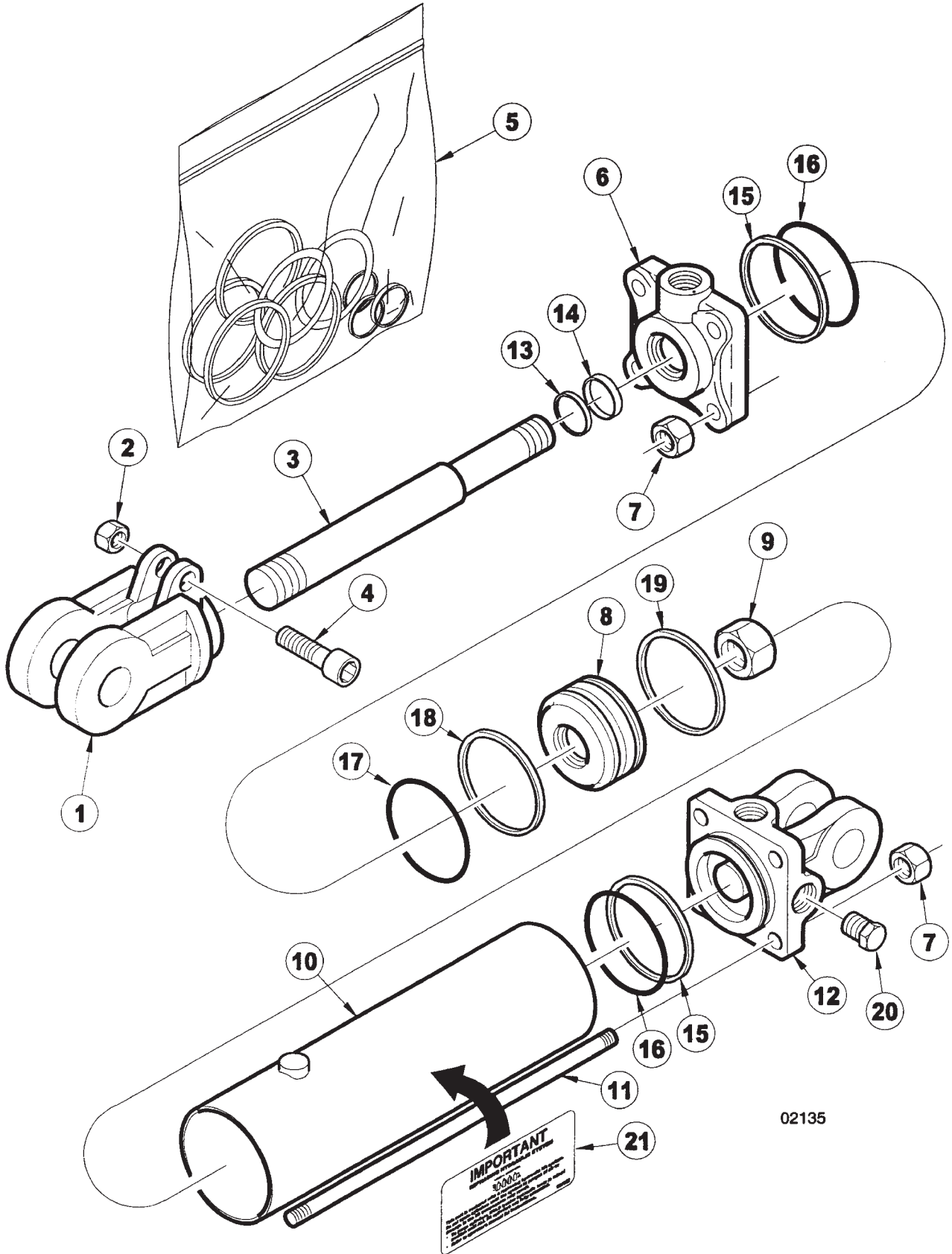
3 3/4" X 10" HYDRAULIC CYLINDER
(4431R) VERSION 1, PRIOR TO 4/9/03

ITEM	NUMBER	QTY	DESCRIPTION
1	SN8610-1		CLEVIS, 1 1/4" THREADS, 1" PIN W/BUSHING, CROSS
2	SN8671-1		CAPSCREW NUT, 5/16" THREADS CROSS
3	SN8899-1		ROD, 1 3/8" DIA, 10" REPHASING CROSS
4	SN8631-1		CAPSCREW, CROSS
5	SN8776-1		SEAL KIT, 3 3/4", 1 3/8" ROD, REPHASING CROSS
6	SN8736-10		HEAD, 3 3/4", 1 3/8" ROD
7	SN8864-1		TIE ROD NUT, 5/8" THREADS
8	SN8717-1		PISTON, 3 3/4" W/1" HOLE
9	SN8683-1		PISTON NUT, 1" CROSS
10	SN8828-1		TUBE, 3 3/4" X 10" REPHASING CROSS
11	SN8849-1		TIE ROD BOLT, 4" X 10" CROSS
12	SN8698-10		BASE, 3 3/4" (ORB), 1" PIN REPHASING CROSS
13			* WIPER
14			* U-CUP
15			* BACKUP
16			* O-RING
17			* O-RING
18			* TEFLON RING
19			* WEAR RING
20	SN4458		PLUG, 3/4"-16 MOR
21	SN997052		SYSTEMS MUST BE BLED OF AIR

NOTE: * AVAILABLE IN THE SEAL KIT ONLY
WHEN ORDERING HYDRAULIC CYLINDER
COMPONENTS, BE SURE TO NOTE THE PART #
AND THE CYLINDER PSI. (LOCATED ON THE
CYLINDER DECAL) AS THEY CONTAIN
DIFFERENT COMPONENTS. OLDER CYLINDERS
WERE 2500 PSI. AND THE NEWER CYLINDERS
ARE 3000 PSI. IDENTIFYING THE PART # OF
THE CYLINDER IS EXTREMELY IMPORTANT WHEN
ORDERING PARTS TO ENSURE PROPER
OPERATION OF THE HYDRAULIC CYLINDER.

I0002135
PR: t05g30n06d0017

3 3/4" X 10" CYLINDER (10815R)
VERSION 2, 4/9/03 & LATER



02135

**9433 OPERATOR'S MANUAL
SERVICE PARTS**

41

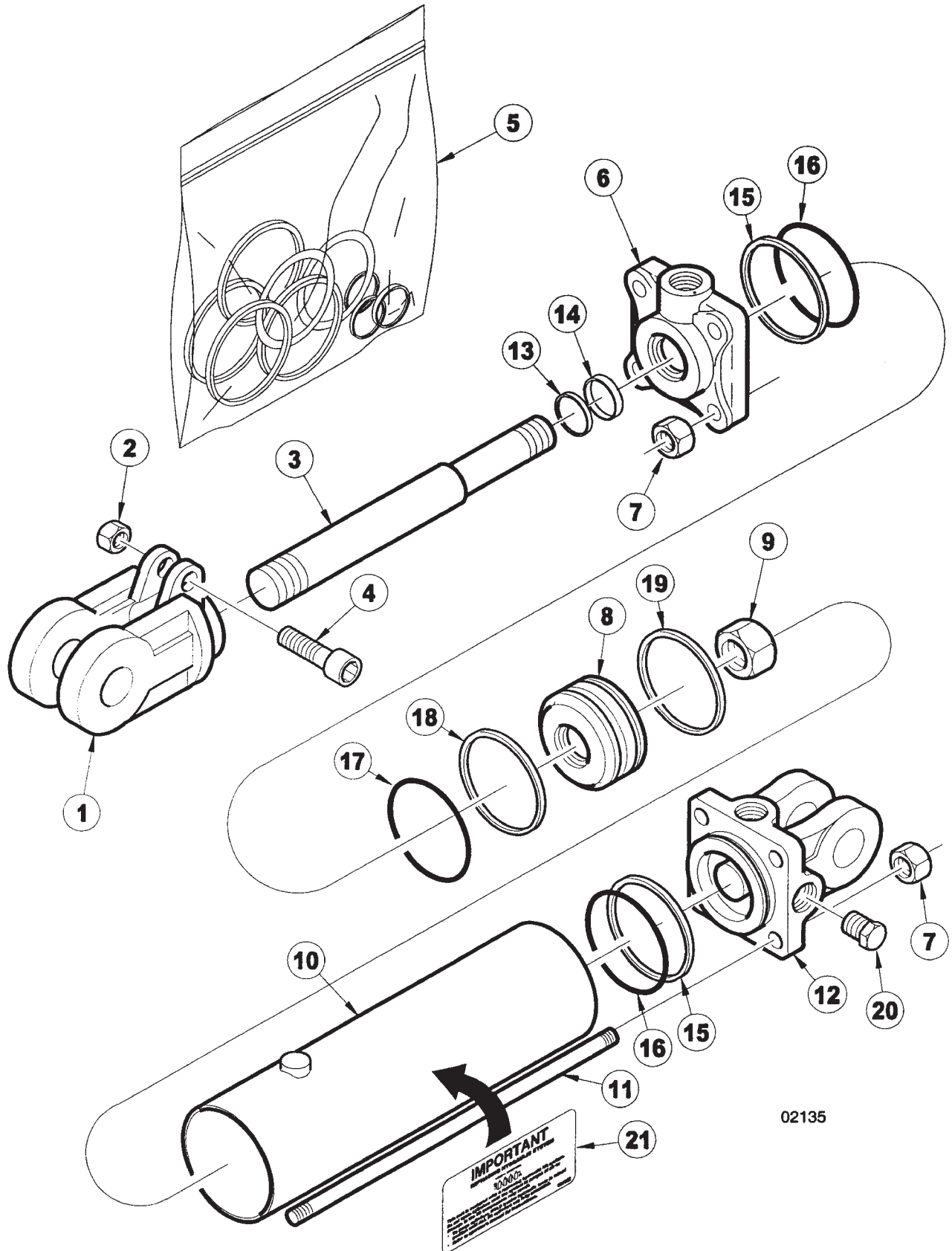
**3 3/4" X 10" CYLINDER (10815R)
VERSION 2, 4/9/03 & LATER**

ITEM	NUMBER	QTY	DESCRIPTION
1	SN8610-1		CLEVIS, 1 1/4" THREADS, 1" PIN W/BUSHING, CROSS
2	SN8671-1		CAPSCREW NUT, 5/16" THREADS CROSS
3	SN8925-1		ROD, 1 3/8" DIA, 10" REPHASING CROSS
4	SN8631-1		CAPSCREW, CROSS
5	SN8776-1		SEAL KIT, 3 3/4", 1 3/8" ROD, REPHASING CROSS
6	SN8736-10		HEAD, 3 3/4", 1 3/8" ROD
7	SN8864-1		TIE ROD NUT, 5/8" THREADS
8	SN8655-1		PISTON, 3 3/4" W/1" HOLE REPHASING, CROSS
9	SN8683-1		PISTON NUT, 1" CROSS
10	SN8828-1		TUBE, 3 3/4" X 10" REPHASING CROSS E
11	SN8654-1		TIE ROD BOLT, 4" X 10" REPHASING, CROSS
12	SN8656-10		BASE, 3 3/4" (ORB), 1" PIN REPHASING, CROSS
13			* WIPER
14			* U-CUP
15			* BACKUP
16			* O-RING
17			* O-RING
18			* TEFLON RING
19			* WEAR RING
20	SN4458		PLUG, 3/4"-16 MOR
21	SN997052		SYSTEMS MUST BE BLED OF AIR

NOTE: *ITEMS ARE AVAILABLE IN THE SEAL
KIT ONLY.
WHEN ORDERING HYDRAULIC CYLINDER
COMPONENETS, BE SURE TO NOTE THE PART #
AND THE CYLINDER PSI. (LOCATED ON THE
CYLINDER DECAL) AS THEY CONTAIN
DIFFERENT COMPONENTS. OLDER CYLINDERS
WERE 2500 PSI. AND THE NEWER CYLINDERS
ARE 3000 PSI. IDENTIFYING THE PART # OF
THE CYLINDER IS EXTREMELY IMPORTANT WHEN
ORDERING PARTS TO ENSURE PROPER
OPERATION OF THE HYDRAULIC CYLINDER.

I0002135
PR: t05g30n06d0018

4" X 10" HYDRAULIC CYLINDER (4430R)
VERSION 1, PRIOR TO 6/23/03



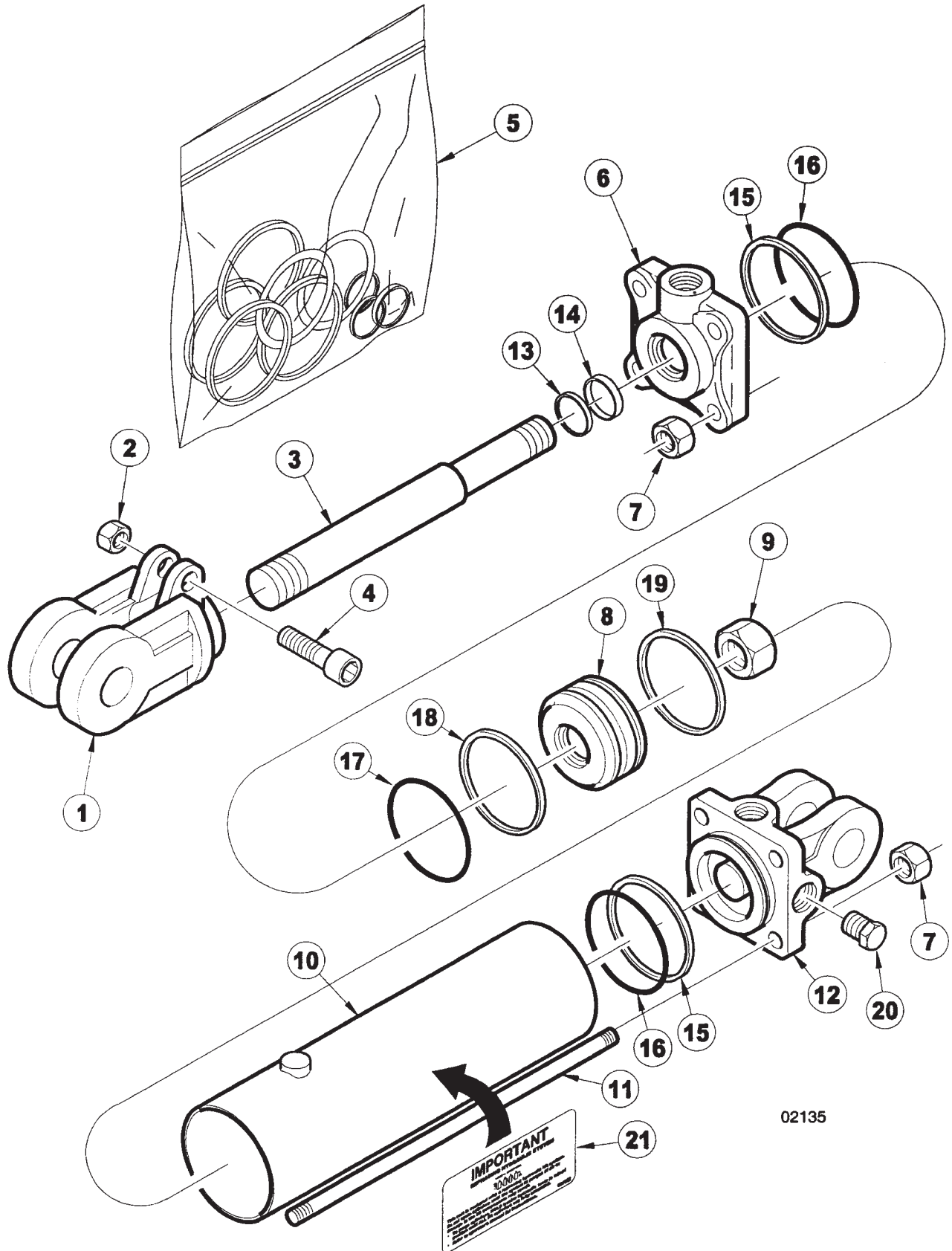
02135

ITEM	NUMBER	QTY	DESCRIPTION
1	SN8610-1		CLEVIS, 1 1/4" THREADS, 1" PIN W/BUSHING, CROSS
2	SN8671-1		CAPSCREW NUT, 5/16" THREADS CROSS
3	SN8899-1		ROD, 1 3/8" DIA, 10" REPHASING CROSS
4	SN8631-1		CAPSCREW, CROSS
5	SN8781-1		SEAL KIT, 4", 1 3/8" ROD REPHASING CROSS
6	SN8739-10		HEAD, 4" 1 3/8" ROD, REPHASING CROSS
7	SN8864-1		TIE ROD NUT, 5/8" THREADS
8	SN8718-1		PISTON, 4" W/1" HOLE REPHASING CROSS
9	SN8683-1		PISTON NUT, 1" CROSS
10	SN8826-1		TUBE, 4" X 10" REPHASING CROSS
11	SN8849-1		TIE ROD BOLT, 4" X 10" CROSS
12	SN8699-10		BASE, 4" REPHASING, CROSS
13			* WIPER
14			* U-CUP
15			* BACKUP
16			* O-RING
17			* O-RING
18			* TEFLON RING
19			* WEAR RING
20	SN4458		PLUG, 3/4"-16 MOR
21	SN997052		SYSTEMS MUST BE BLED OF AIR

NOTE: * AVAILABLE IN THE SEAL KIT ONLY
WHEN ORDERING HYDRAULIC CYLINDER
COMPONENTS, BE SURE TO NOTE THE PART #
AND THE CYLINDER PSI. (LOCATED ON THE
CYLINDER DECAL) AS THEY CONTAIN
DIFFERENT COMPONENTS. OLDER CYLINDERS
WERE 2500 PSI. AND THE NEWER CYLINDER
ARE 3000 PSI. IDENTIFYING THE PART # OF
THE CYLINDER IS EXTREMELY IMPORTANT WHEN
ORDERING PARTS TO ENSURE PROPER
OPERATION OF THE HYDRAULIC CYLINDER.

I0002135
PR: t05g30n06d0019

4" X 10" HYDRAULIC CYLINDER (10814R)
VERSION 2, 6/23/03 & LATER



02135

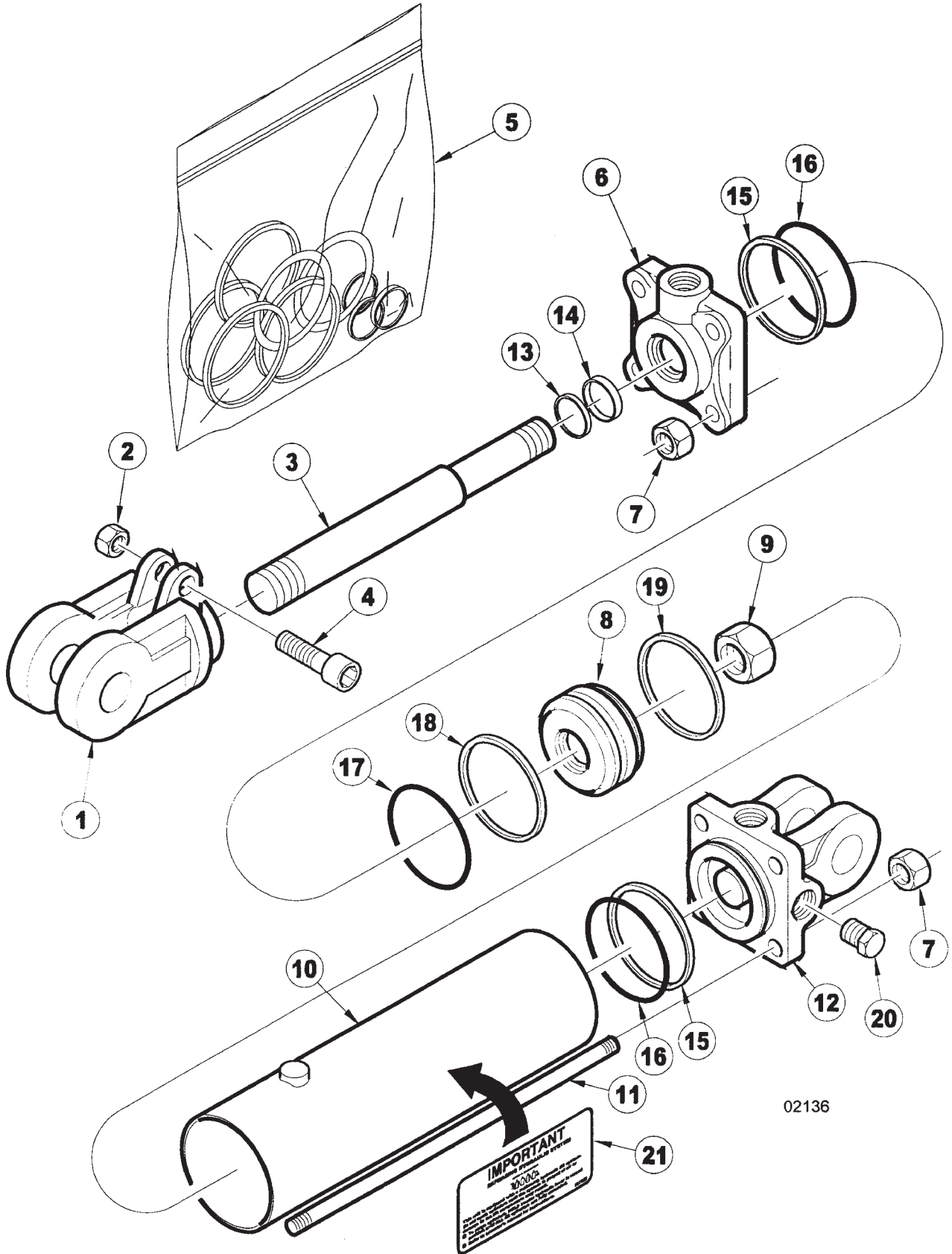
4" X 10" HYDRAULIC CYLINDER (10814R)
VERSION 2, 6/23/03 & LATER

ITEM	NUMBER	QTY	DESCRIPTION
1	SN8610-1		CLEVIS, 1 1/4" THREADS, 1" PIN W/BUSHING, CROSS
2	SN8671-1		CAPSCREW NUT, 5/16" THREADS CROSS
3	SN8925-1		ROD, 1 3/8" DIA, 10" REPHASING CROSS
4	SN8631-1		CAPSCREW, CROSS
5	SN8781-1		SEAL KIT, 4", 1 3/8" ROD
6	SN8739-10		HEAD, 4" 1 3/8" ROD, REPHASING CROSS
7	SN8864-1		TIE ROD NUT, 5/8" THREADS
8	SN8653-1		PISTON, 4" W/1" HOLE, REPHASING CROSS
9	SN8683-1		PISTON NUT, 1" CROSS
10	SN8826-1		TUBE, 4" X 10" REPHASING CROSS
11	SN8654-1		TIE ROD BOLT, 4" X 10" REPHASING, CROSS
12	SN8670-10		BASE, 4" (ORB) CROSS
13			* WIPER
14			* U-CUP
15			* BACKUP
16			* O-RING
17			* O-RING
18			* TEFLON RING
19			* WEAR RING
20	SN4458		PLUG, 3/4"-16 MOR
21	SN997052		SYSTEMS MUST BE BLED OF AIR

NOTE: *AVAILABLE IN THE SEAL KIT ONLY
WHEN ORDERING HYDRAULIC CYLINDER
COMPONENTS, NOTE THE PART # AND THE
CYLINDER PSI. (LOCATED ON THE CYLINDER
DECAL) AS THEY CONTAIN DIFFERENT
COMPONENTS. OLDER CYLINDERS WERE 2500
PSI. AND THE NEWER CYLINDERS ARE 3000
PSI. IDENTIFYING THE PART # OF THE
CYLINDER IS EXTREMELY IMPORTANT WHEN
ORDERING PARTS TO ENSURE PROPER
OPERATION OF THE HYDRAULIC CYLINDER.

I0002135
PR: t05g30n06d0020

4 1/4" X 10" CYLINDER (7104R) VERSION 1,
PRIOR TO 1/19/04



02136

9433 OPERATOR'S MANUAL
SERVICE PARTS

47

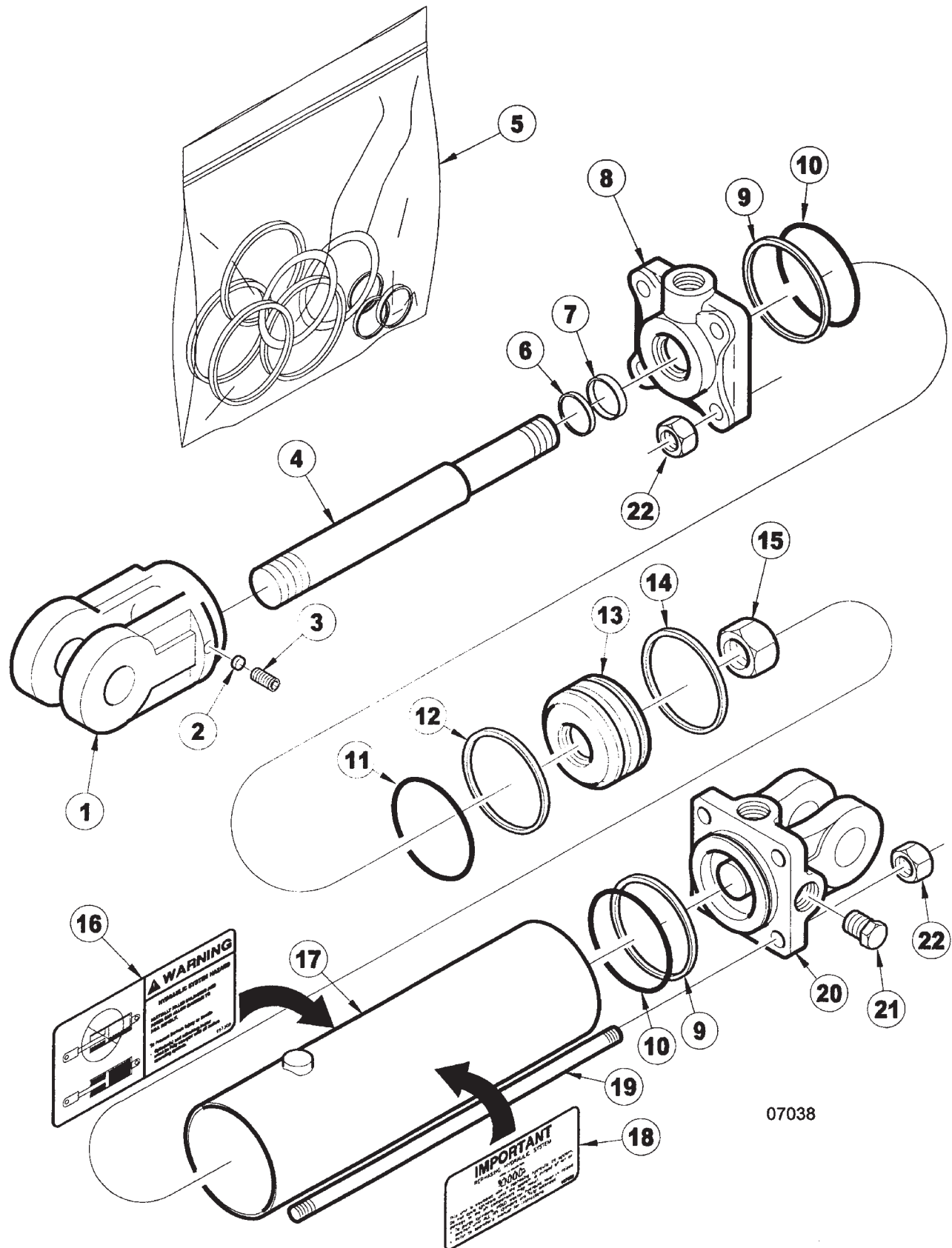
4 1/4" X 10" CYLINDER (7104R) VERSION 1,
PRIOR TO 1/19/04

ITEM	NUMBER	QTY	DESCRIPTION
1	SN8610-1		CLEVIS, 1 1/4" THREADS, 1" PIN W/BUSHING, CROSS
2	SN8671-1		CAPSCREW NUT, 5/16" THREADS CROSS
3	SN8966-1		ROD, 1 3/8" DIA, 10" CROSS
4	SN8631-1		CAPSCREW, CROSS
5	SN8780-1		SEAL KIT, 4 1/4", 1 3/8" ROD REPHASING CROSS
6	SN8741-10		HEAD, 4 1/4", 1 3/8" ROD
7	SN8865-1		TIE ROD NUT, 3/4" THREADS
8	SN8695-1		PISTON, 4 1/4" W/1 1/4" HOLE REPHASING, CROSS
9	SN8683-1		PISTON NUT, 1" CROSS
10	SN8805-1		TUBE, 4 1/4" X 10", CROSS
11	SN8873-1		TIE ROD BOLT, 4 1/4" X 10",CROSS
12	SN8675-10		BASE, 4 1/4" (ORB), 1" PIN,CROSS
13			* WIPER
14			* U-CUP
15			* BACK-UP
16			* O-RING
17			* O-RING
18			* TEFLON RING
19			* WEAR RING
20	SN4458		PLUG, 3/4"-16 MOR
21	SN997052		SYSTEMS MUST BE BLED OF AIR

NOTE: * AVAILABLE IN THE SEAL KIT ONLY
 WHEN ORDERING HYDRAULIC CYLINDER
 COMPONENTS, BE SURE TO NOTE THE PART #
 AND THE CYLINDER PSI. (LOCATED ON THE
 CYLINDER DECAL) AS THEY CONTAIN
 DIFFERENT COMPONENTS. OLDER CYLINDERS
 WERE 2500 PSI. AND THE NEWER CYLINDERS
 ARE 3000 PSI. IDENTIFYING THE PART # OF
 THE CYLINDER IS EXTREMELY IMPORTANT WHEN
 ORDERING PARTS TO ENSURE PROPER
 OPERATION OF THE HYDRAULIC CYLINDER.

I0002136
 PR: t05g30n06d0021

4 1/4" X 10" CYLINDER (12013R)
VERSION 2, 1/19/04 & LATER



07038

**9433 OPERATOR'S MANUAL
SERVICE PARTS**

49

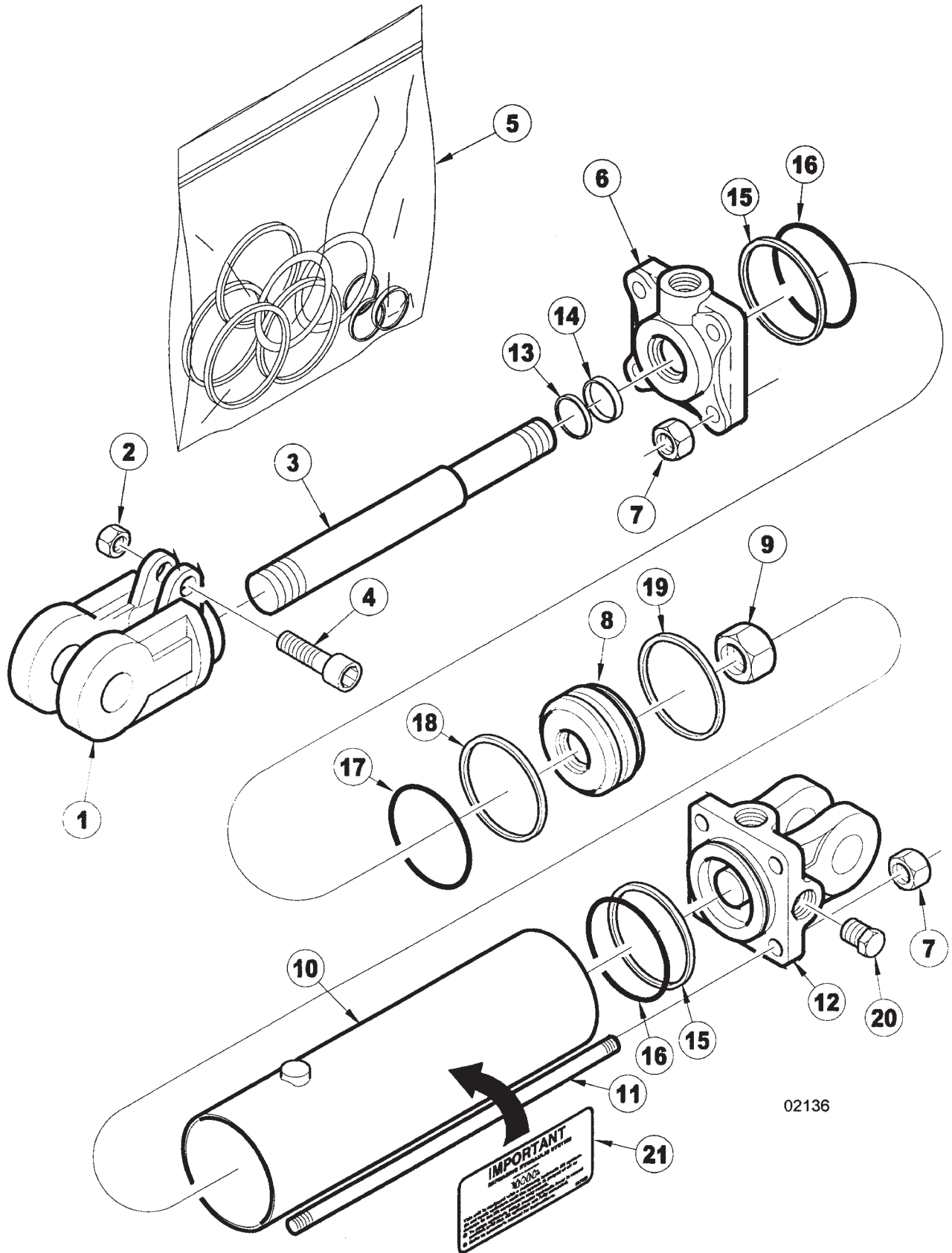
**4 1/4" X 10" CYLINDER (12013R)
VERSION 2, 1/19/04 & LATER**

ITEM	NUMBER	QTY	DESCRIPTION
1	SN8968-1		CLEVIS, 1 1/4" THREADS, 1" PIN W/BUSHING, CROSS
2	SN8961-1		PLUG, NYLON, CROSS
3	SN8963-1		SET SCREW, 3/8"-16 X 7/8" L, SHSS W/NYLOK, CROSS
4	SN8966-1		ROD, 1 3/8" DIA, 10" CROSS
5	SN8780-1		SEAL KIT, 4 1/4", 1 3/8" ROD REPHASING, CROSS
6			* WIPER
7			* U-CUP
8	SN8741-10		HEAD, 4 1/4", 1 3/8" ROD REPHASING CROSS
9			* BACK-UP
10			* O-RING
11			* O-RING
12			* TEFLON RING
13	SN8958-1		PISTON, 4 1/4" W/1 1/4" HOLE REPHASING, CROSS
14			* WEAR RING
15	SN8683-1		PISTON NUT, 1" CROSS
16	SN997309		ON HYDRAULIC SYSTEM HAZARD
17	SN8805-1		TUBE, 4 1/4" X 10", CROSS
18	SN997052		SYSTEMS MUST BE BLED OF AIR
19	SN8873-1		TIE ROD BOLT, 4 1/4" X 10",CROSS
20	SN8675-10		BASE, 4 1/4" (ORB), 1" PIN,CROSS
21	SN4458		PLUG, 3/4"-16 MOR
22	SN8865-1		TIE ROD NUT, 3/4" THREADS

NOTE: *AVAILABLE IN THE SEAL KIT ONLY.
WHEN ORDERING HYDRAULIC CYLINDER
COMPONENTS, BE SURE TO NOTE THE PART
NUMBER AND THE CYLINDER PSI. (LOCATED
ON THE CYLINDER DECAL) AS THEY CONTAIN
DIFFERENT COMPONENTS. OLDER CYLINDERS
WERE 2500 PSI. AND THE NEWER CYLINDERS
ARE 3000 PSI. IDENTIFYING THE PART # OF
THE CYLINDER IS EXTREMELY IMPORTANT WHEN
ORDERING PARTS TO ENSURE PROPER
OPERATION OF THE HYDRAULIC CYLINDERS.

I0007038
PR: t05g30n06d0022

4 1/2" X 10" CYLINDER (7419R)
VERSION 1, PRIOR TO 12/12/03



02136

**9433 OPERATOR'S MANUAL
SERVICE PARTS**

51

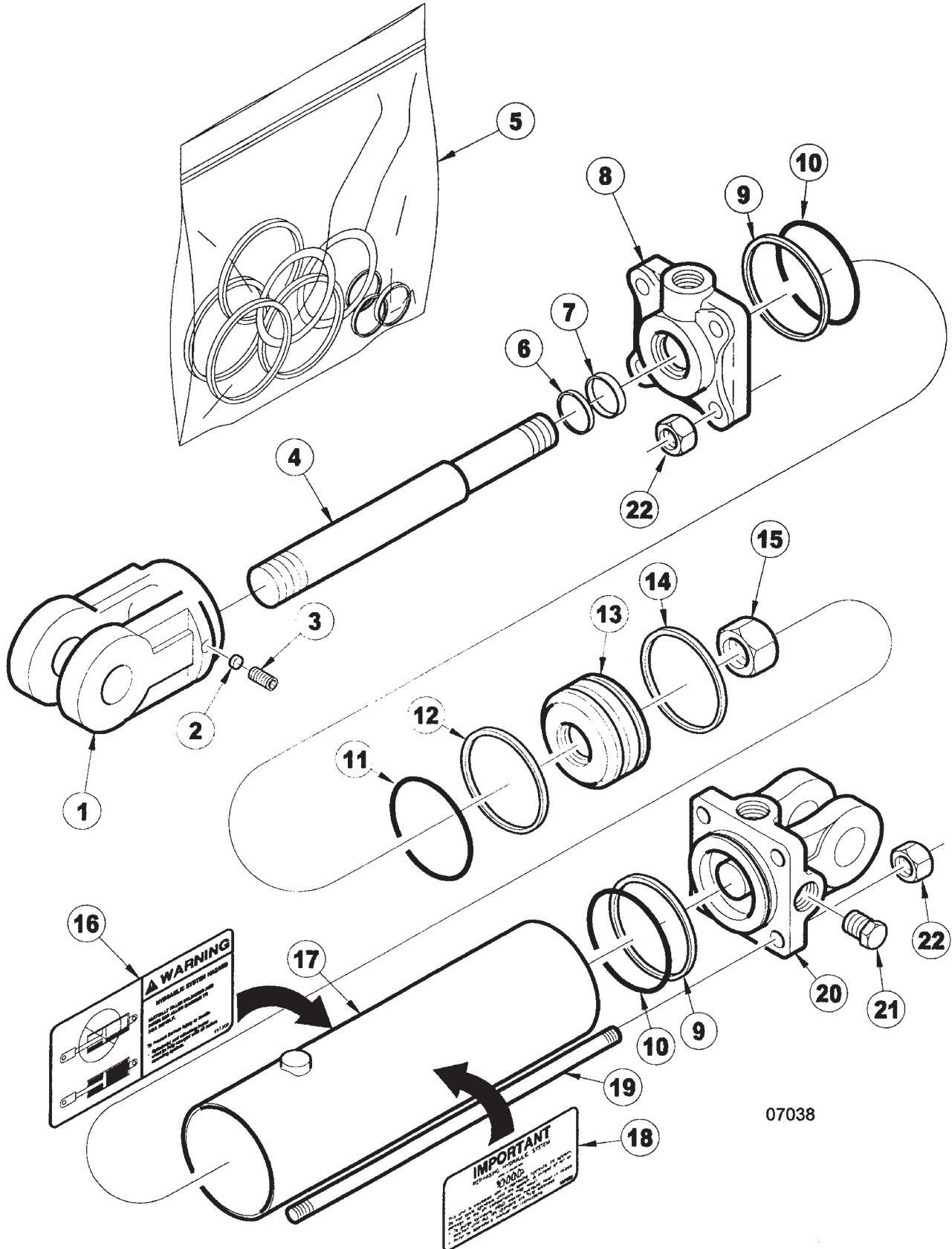
**4 1/2" X 10" CYLINDER (7419R)
VERSION 1, PRIOR TO 12/12/03**

ITEM	NUMBER	QTY	DESCRIPTION
1	SN8617-1		CLEVIS, 1 1/2" THREADS, CROSS
2	SN8671-1		CAPSCREW NUT, 5/16" THREADS CROSS
3	SN8901-1		ROD, 1 1/2" DIA, 10" REPHASING CROSS
4	SN8631-1		CAPSCREW, CROSS
5	SN8799-1		SEAL KIT, 4 1/2", 1 1/2" ROD, CROSS
6	SN8730-10		HEAD, 4 1/2", 1 1/2" ROD
7	SN8865-1		TIE ROD NUT, 3/4" THREADS
8	SN8720-1		PISTON, 4 1/2" REPHASING CROSS
9	SN8685-1		PISTON NUT, 1 1/4" THREAD, CROSS
10	SN8804-1		TUBE, 4 1/2" X 10" REPHASING CROSS
11	SN8873-1		TIE ROD BOLT, 4 1/4" X 10", CROSS
12	SN8679-10		BASE, 4 1/2" (ORB), 1" PIN CROSS
13			* WIPER
14			* U-CUP
15			* BACKUP
16			* O-RING
17			* O-RING
18			* TEFLON RING
19			* WEAR RING
20	SN4458		PLUG, 3/4"-16 MOR
21	SN997052		SYSTEMS MUST BE BLED OF AIR

NOTE: * AVAILABLE IN THE SEAL KIT ONLY
WHEN ORDERING HYDRAULIC CYLINDER
COMPONENTS, BE SURE TO NOTE THE PART #
AND THE CYLINDER PSI. (LOCATED ON THE
CYLINDER DECAL) AS THEY CONTAIN
DIFFERENT COMPONENTS. OLDER CYLINDERS
WERE 2500 PSI. AND THE NEWER CYLINDERS
ARE 3000 PSI. IDENTIFYING THE PART # OF
THE CYLINDER IS EXTREMELY IMPORTANT WHEN
ORDERING PARTS TO ENSURE PROPER
OPERATION OF THE HYDRAULIC CYLINDER.

I0002136
PR: t05g30n06d0023

4 1/2" X 10" CYLINDER (12014R)
VERSION 2, 12/12/03 & LATER



07038

**9433 OPERATOR'S MANUAL
SERVICE PARTS**

53

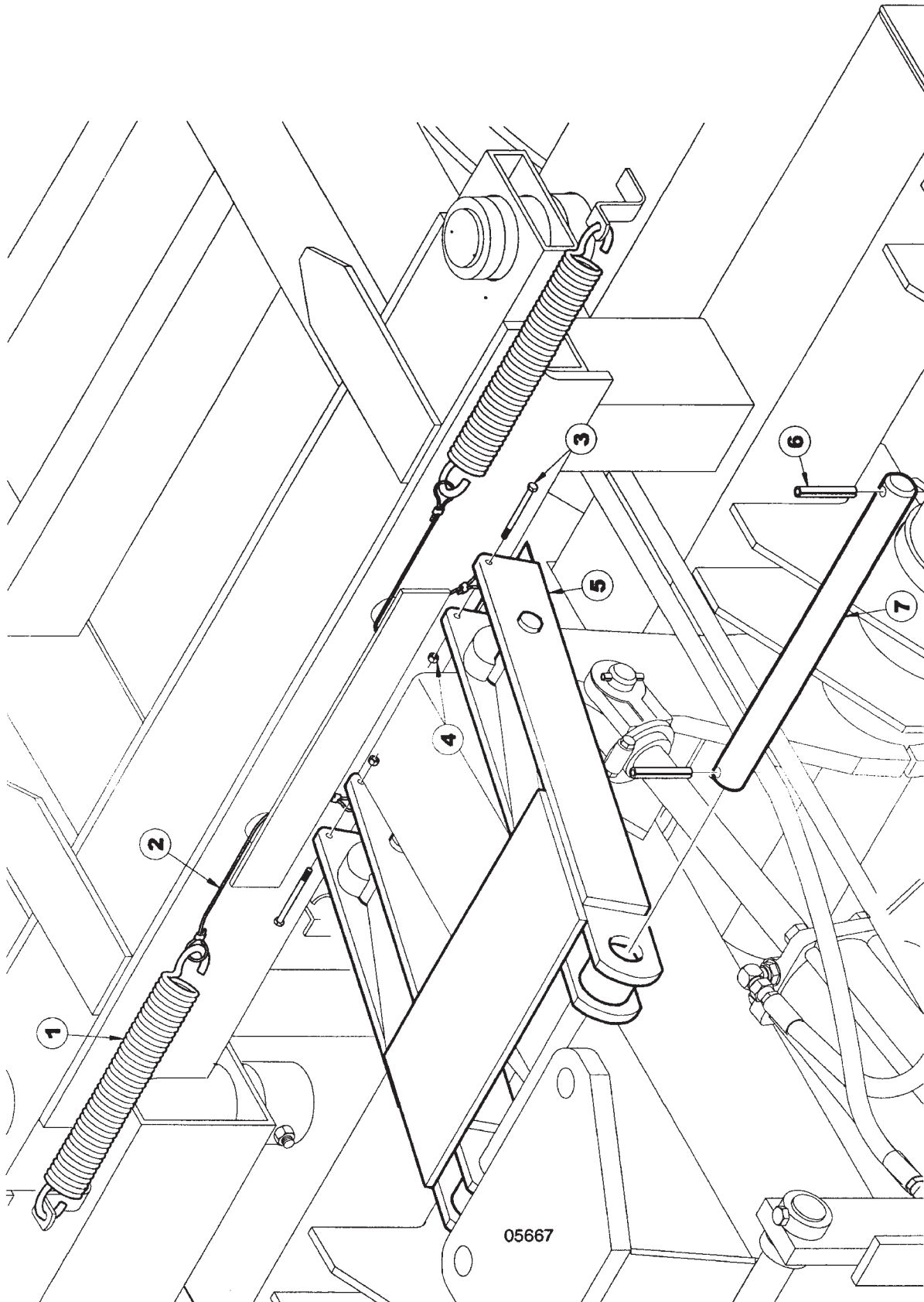
**4 1/2" X 10" CYLINDER (12014R)
VERSION 2, 12/12/03 & LATER**

ITEM	NUMBER	QTY	DESCRIPTION
1	SN12009		CLEVIS, 1 1/2" THREADS, CROSS
2	SN8961-1		PLUG, NYLON, CROSS
3	SN8963-1		SET SCREW, 3/8"-16 X 7/8" L, SHSS W/NYLOK, CROSS
4	SN8901-1		ROD, 1 1/2" DIA, 10" REPHASING CROSS
5	SN8951-1		SEAL KIT, 4 1/2", 1 1/2" ROD, CROSS
6			* WIPER
7			* U-CUP
8	SN8956-10		HEAD, 4 1/2", 1 1/2" ROD REPHASING, CROSS
9			* BACK-UP
10			* O-RING
11			* O-RING
12			* TEFLON RING
13	SN8953-1		PISTON, 4 1/2" REPHASING CROSS
14			* WEAR RING
15	SN8685-1		PISTON NUT, 1 1/4" THREAD, CROSSING CROSS
16	SN997309		ON HYDRAULIC SYSTEM HAZARD
17	SN8804-1		TUBE, 4 1/2" X 10" REPHASING CROSS E
18	SN997052		SYSTEMS MUST BE BLED OF AIR
19	SN8873-1		TIE ROD BOLT, 4 1/4" X 10",CROSS
20	SN8679-10		BASE, 4 1/2" (ORB), 1" PIN CROSSING, CROSS
21	SN4458		PLUG, 3/4"-16 MOR
22	SN8865-1		TIE ROD NUT, 3/4" THREADS

NOTE: AVAILABLE IN THE SEAL KIT ONLY
WHEN ORDERING HYDRAULIC CYLINDER
COMPONENTS, BE SURE TO NOTE THE PART #
AND THE CYLINDER PSI. (LOCATED ON THE
CYLINDER DECAL) AS THEY CONTAIN
DIFFERENT COMPONENTS. OLDER CYLINDERS
WERE 2500 PSI. AND THE NEWER CYLINDERS
ARE 3000 PSI. IDENTIFYING THE PART # OF
THE CYLINDER IS EXTREMELY IMPORTANT WHEN
ORDERING PARTS TO ENSURE PROPER
OPERATION OF THE HYDRAULIC CYLINDER.

I0007038
PR: t05g30n06d0024

TRANSPORT LOCK ASSEMBLY

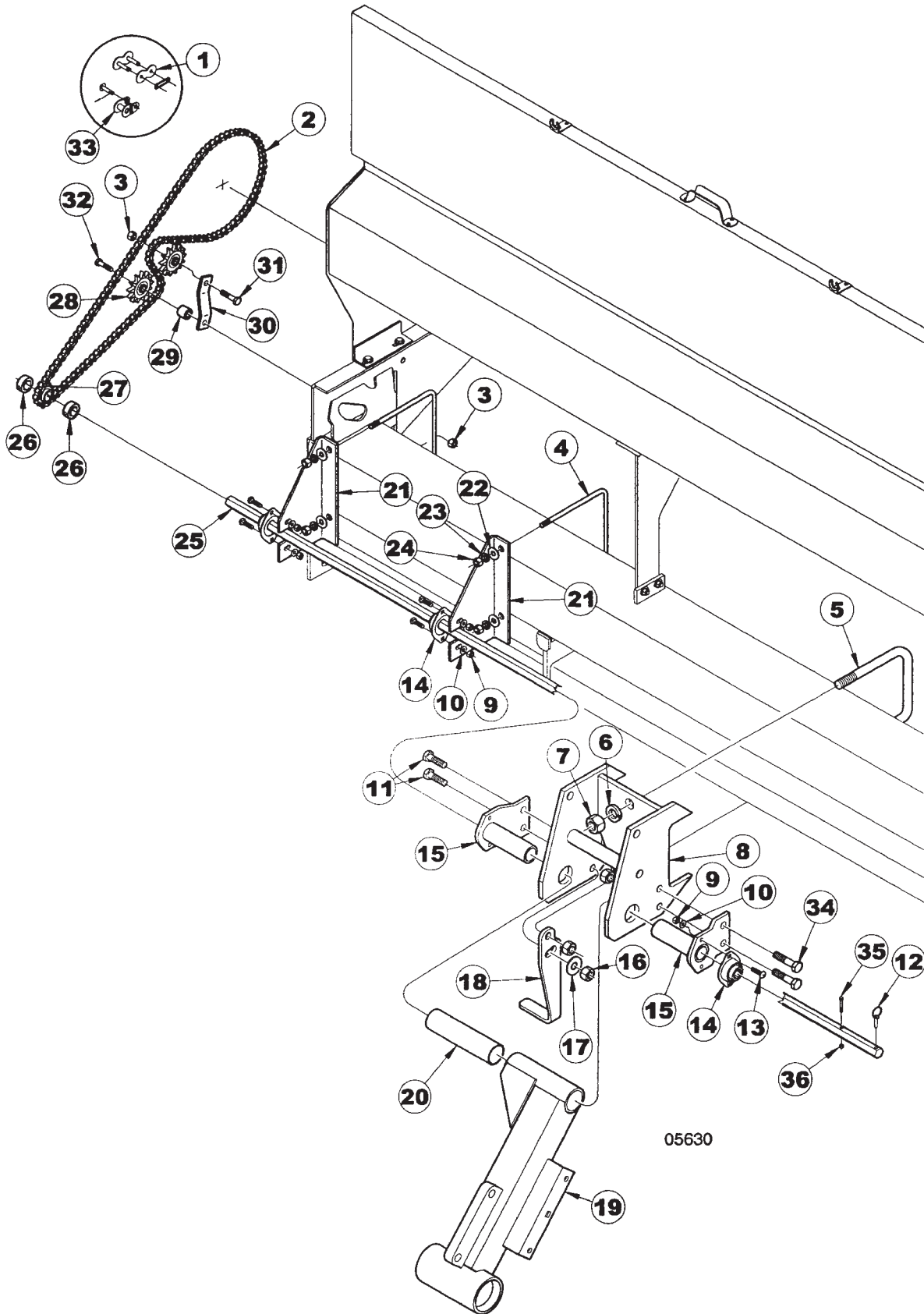


TRANSPORT LOCK ASSEMBLY

ITEM	NUMBER	QTY	DESCRIPTION
1	SN7198		SPRING, 1.250" OD X 1.020" ID, 6" L EXTENSION
2	SN7197		CABLE, 17"
3	SN7771		HEX BOLT, 1/4"-20 X 4 1/2", GR 5, Y/D
4	SN3881		LOCK NUT, 1/4"-20 HEX NYLON INSERT, GR 2, Y/D
5	SN7733		TRANSPORT LOCK
6	SNFK150025		ROLL PIN, 1/2" X 3 1/2" Y/D
7	SN7193		PIN, 1 1/2" X 18" (16")

I0005667
PR: t05g30n06d0025

TOP HALF OF THE CENTER SECTION GAUGE
WHEEL ASSEMBLY



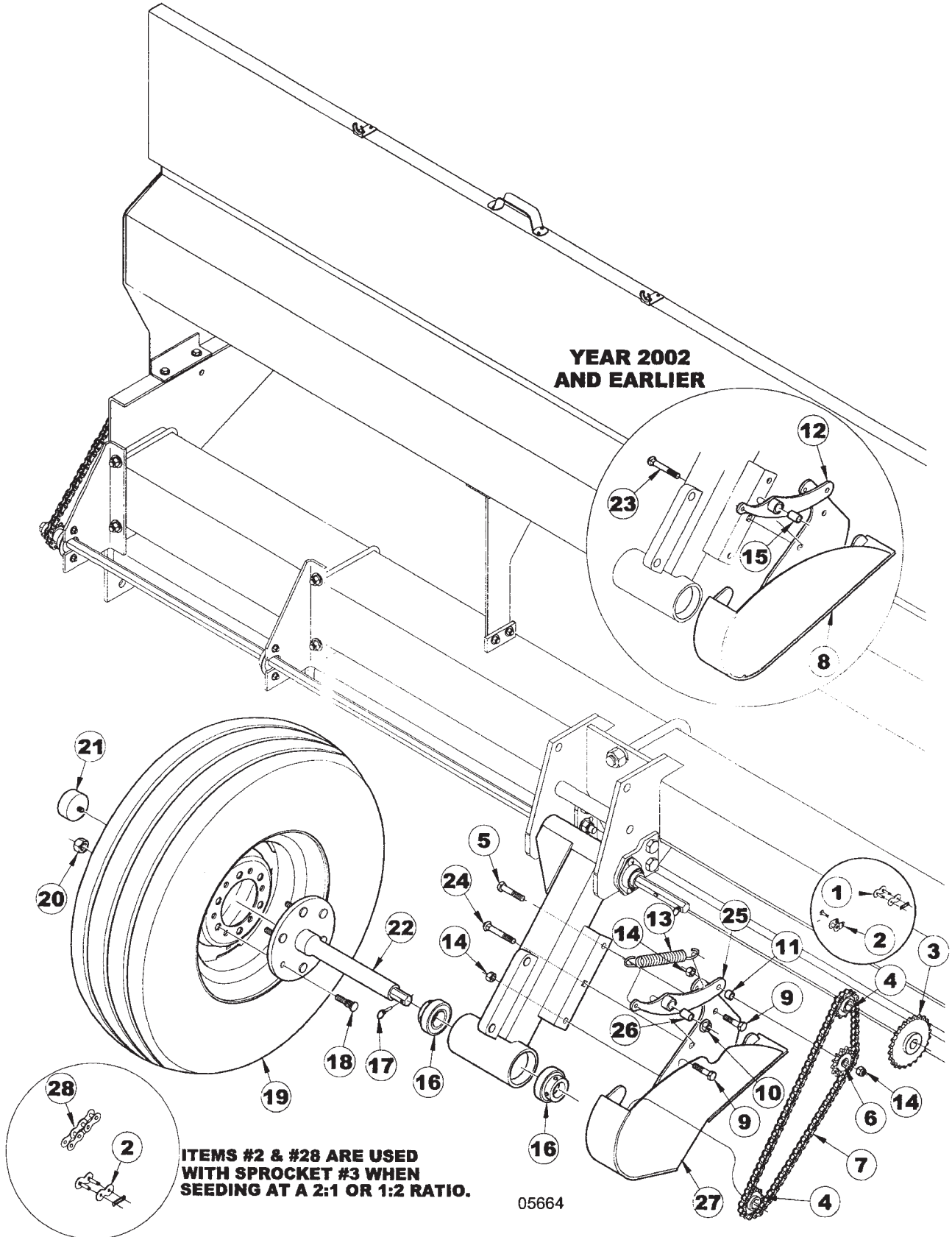
05630

TOP HALF OF THE CENTER SECTION GAUGE
WHEEL ASSEMBLY

ITEM	NUMBER	QTY	DESCRIPTION
1	SNDR41008		LINK, SINGLE CONNECTING #50 CHAIN
2	SN9176		CHAIN, 79 3/8" L NO. 50
3	SN2096		LOCK NUT, 1/2"-13 HEX NYLON INSERT
4	SNDR80018		U-BOLT, 1/2"-13 X 8 1/4" X 7 5/8" W, GR 5, Y/D
5	SN7070		U-BOLT, 1"-8 X 9" X 8 1/16" W, GR 5, Y/D
6	SN1283		LOCK WASHER, 1" SPLIT TYPE MED, Y/D
7	SN110		HEX NUT, 1"-8 FULL, GR 5, Y/D
8	SN9131		MOUNT, GAUGE WHEEL
9	SN6378		LOCK NUT, 5/16" HEX NYLON
10	SN6377		FLAT WASHER, 5/16" Y/D
11	SN1298		HEX BOLT, 5/8"-11 X 2 1/2", GR 5, Y/D
12	SN9083		KLIK PIN, 1/4" DIA X 2 1/8"
13	SN6376		CARRIAGE BOLT, 5/16"-18 X 1" GR 5, Y/D
14	SN9081		BEARING, 7/8" HEX BORE
15	SN9029		PIVOT BRACKET, GAUGE WHEEL
16	SN669-1		LOCK NUT, 5/8" HEX NYLON
17	SN2089		FLAT WASHER, 5/8", Y/D
18	SN10292		ARM, WHEEL STOP RIGHT
19	SN9129		GAUGE WHEEL AXLE, RT
20	SN9137		BUSHING, 2" OD X 1 3/4" ID, 8"L, PLASTIC
21	SN9170		BEARING BRACKET, RT
22	SN486		FLAT WASHER, 1/2", Y/D
23	SN113		LOCK WASHER, 1/2" SPLIT TYPE MED, Y/D
24	SN114		HEX NUT, 1/2"-13 FULL, GR 2, Y/D
25	SN9878		JACKSHAFT, 7/8" HEX, 75" L
26	SN9082		SET COLLAR, 7/8" HEX BORE, Y/D
27	SN9077		SPROCKET, 10 TOOTH, 7/8" HEX BORE
28	SNDR80029		SPROCKET, IDLER
29	SN9166R		SPACER, IDLER SPROCKET, UPPER, 7/8"L
30	SN9161		IDLER BRACKET, UPPER
31	SN2045		HEX BOLT, 1/2"-13 X 1 3/4", GR5, Y/D
32	SN156		HEX BOLT, 1/2"-13 X 3", GR 5 Y/D
33	SNDR41007		LINK, SINGLE OFFSET #50 CHAIN
34	SN670		HEX BOLT, 5/8"-11 X 2", GR 5, Y/D
35	SN2750		HEX BOLT, 1/4"-20 X 1 1/4", GR 2, Y/D
36	SN3881		LOCK NUT, 1/4"-20 HEX NYLON INSERT, GR 2, Y/D

I0005630
PR: t05g30n06d0026

LOWER HALF OF THE CENTER SECTION GAUGE
WHEEL ASSEMBLY

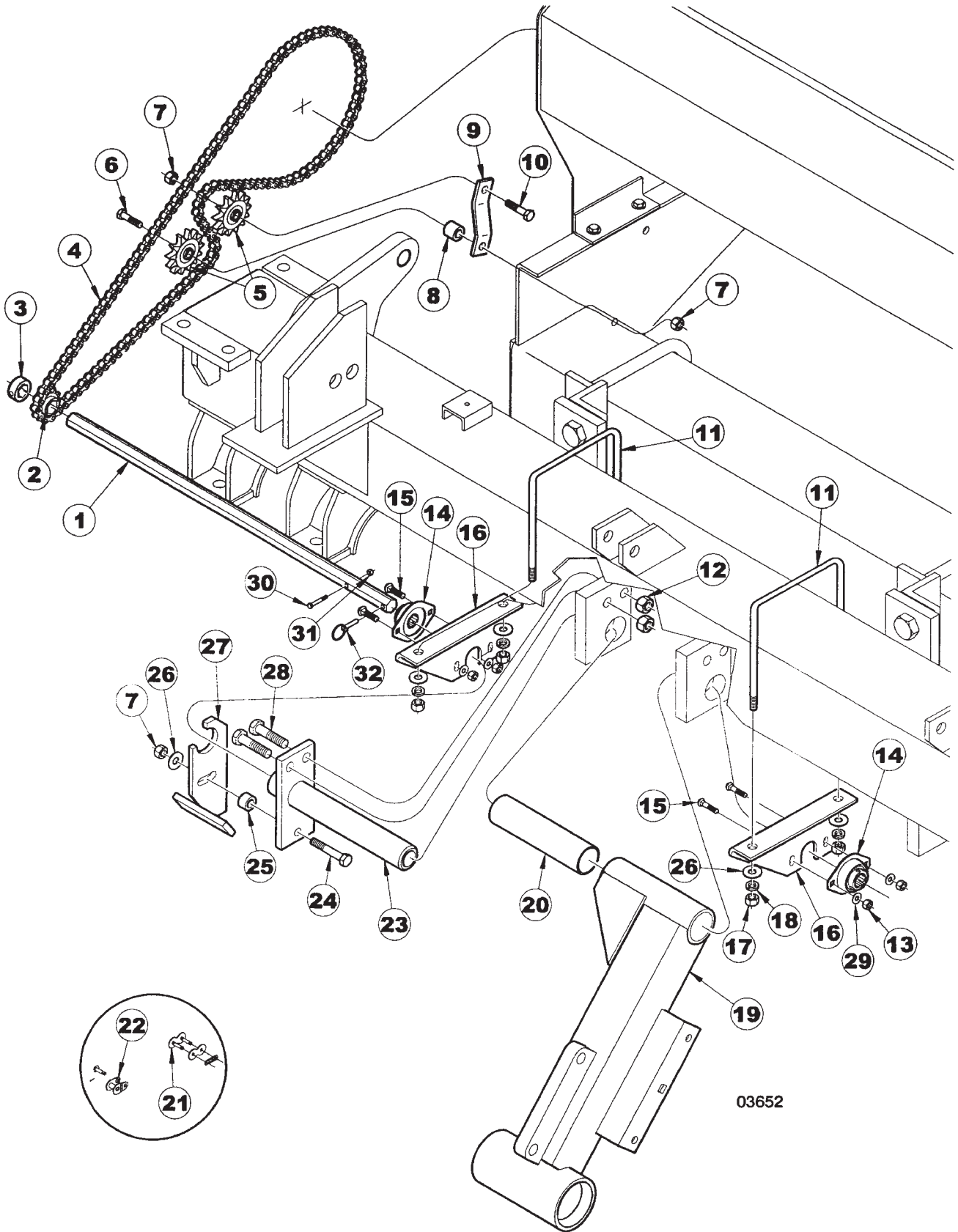


LOWER HALF OF THE CENTER SECTION GAUGE
WHEEL ASSEMBLY

ITEM	NUMBER	QTY	DESCRIPTION
1	SNDR41008		LINK, SINGLE CONNECTING #50 CHAIN
2	SNDR41007		LINK, SINGLE OFFSET #50 CHAIN
3	SN9079		SPROCKET, 24 TOOTH, 7/8" HEX BORE
4	SN9078		SPROCKET, 12 TOOTH, 7/8" HEX BORE
5	SN330		HEX BOLT, 1/2"-13 X 2" GR 5, Y/D
6	SNDR80029		SPROCKET, IDLER
7	SN12360		CHAIN, 48 11/16" L NO. 50
8	SN9882		CHAIN GUARD, GW, LT
	SN9881		CHAIN GUARD, GW, RT
9	SN1823		HEX BOLT, 1/2"-13 X 1 1/4", GR 5, Y/D
10	SN9683		1/2-13 FLANGE TOPLOCK NUT GR G CAD/ WAX
11	SN9886		BUSHING, 3/4" OD X 1/2" ID, 17/32" L
12	SN9884		IDLER BRACKET, LEFT
	SN9883		IDLER BRACKET, RIGHT
13	SN10325		SPRING, .105" WIRE DIA X 4 3/4" L EXTENSION Y/D
14	SN2096		LOCK NUT, 1/2"-13 HEX NYLON INSERT
15	SN9887		BUSHING, 3/4" OD X 1/2" ID, 1 1/16"L
16	SNDR30022		BEARING, 1 1/2" BORE W/LOCK COLLAR
17	SN9083		KLIK PIN, 1/4" DIA X 2 1/8"
18	SN7784		SHOULDER BOLT, 1/2"-20 X 1 7/8" PRESS IN, 3/8" SHOULDER
19	SN5151		TIRE, 9.5L 8 PLY TUBELESS W/15 X 6 WHEEL ASSY 6 BOLT
	SN3578		TIRE, 9.5L X 15, 8 PLY, TUBELESS
	SN5094		WHEEL, 15 X 6, 6-BOLT
	SN3577		VALVE STEM
20	SN1611		LUG NUT, 1/2"-20, GR 5, 90 DEG TAPER, Y/D
21	SNDR41518		ACREMETER, 9.5L/11L-15 X 30'
	SN6943		ACREMETER, 9.5L X 40'
22	SN9136		SPINDLE, GAUGE WHEEL, 6 BOLT HUB
23	SN9939		CARRIAGE BOLT, 1/2"-13 X 2 1/2", GR 5, Y/D
24	SN9178		CARRIAGE BOLT, 1/2"-13 X 3", GR 5, Y/D
25	SN10357		IDLER WELDMENT, CHAIN LEFT
	SN10356		IDLER WELDMENT, CHAIN RIGHT
26	SN10355		BUSHING, IDLER .750" OD X .532" ID, 1 9/16" L
27	SN10359		GUARD, CHAIN LEFT
	SN10358		GUARD, CHAIN RIGHT
28	SN12361		CHAIN, 2 7/16" L NO. 50

I0005664
PR: t05g30n06d0027

TOP HALF OF THE WING GAUGE WHEEL
ASSEMBLY



03652

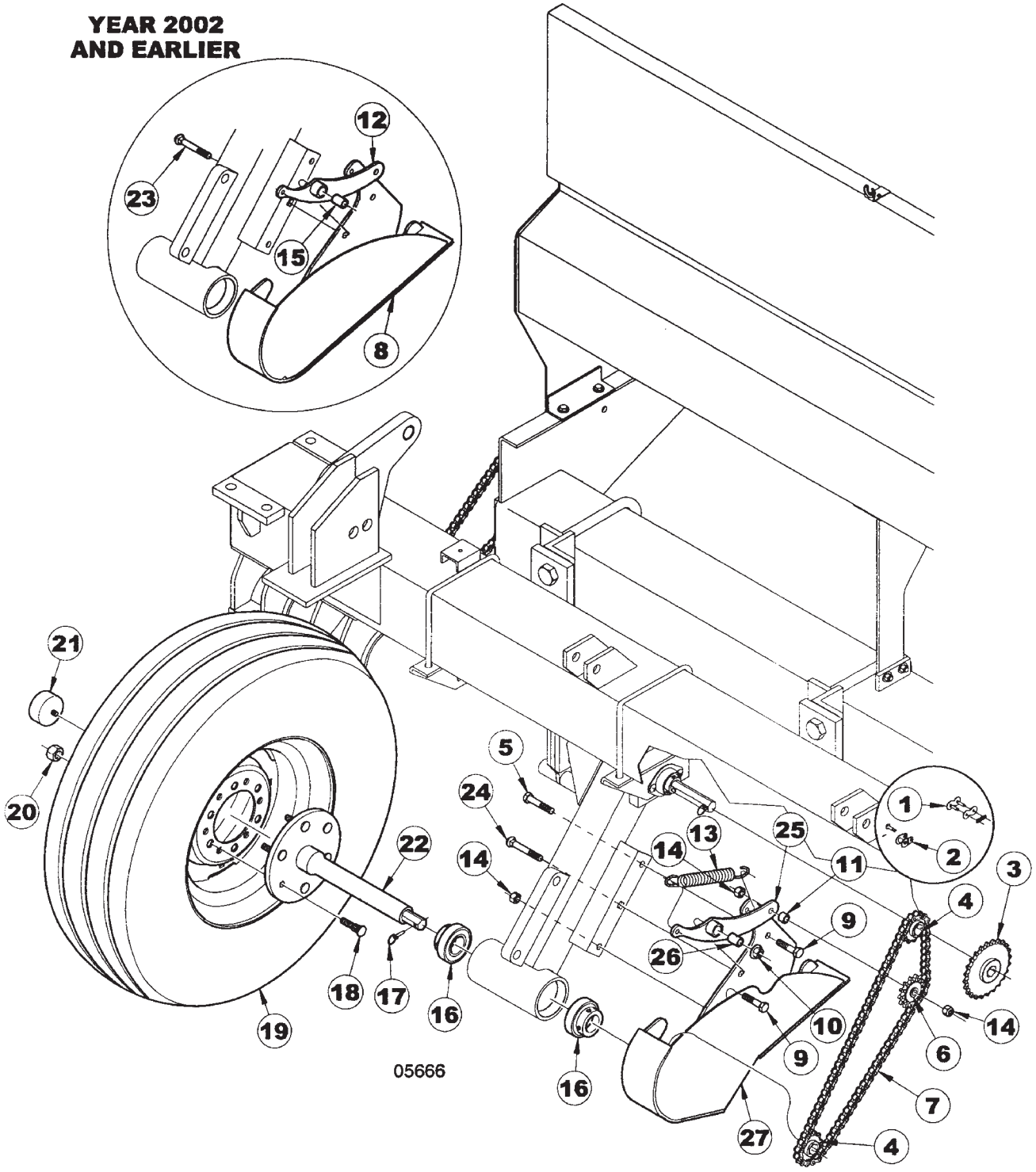
TOP HALF OF THE WING GAUGE WHEEL
ASSEMBLY

ITEM	NUMBER	QTY	DESCRIPTION
1	SN9151		JACKSHAFT, 7/8" HEX, 33 1/2" L
2	SN9077		SPROCKET, 10 TOOTH, 7/8" HEX BORE
3	SN9082		SET COLLAR, 7/8" HEX BORE, Y/D
4	SN9203		CHAIN, 83 1/8"L NO.50
5	SNDR80029		SPROCKET, IDLER
6	SN156		HEX BOLT, 1/2"-13 X 3", GR 5 Y/D
7	SN2096		LOCK NUT, 1/2"-13 HEX NYLON INSERT
8	SN9166R		SPACER, IDLER SPROCKET, UPPER, 7/8"L
9	SN9161		IDLER BRACKET, UPPER
10	SN2045		HEX BOLT, 1/2"-13 X 1 3/4", GR5, Y/D
11	SNDR80018		U-BOLT, 1/2"-13 X 8 1/4" X 7 5/8" W, GR 5, Y/D
12	SN669-1		LOCK NUT, 5/8" HEX NYLON
13	SN6378		LOCK NUT, 5/16" HEX NYLON
14	SN9081		BEARING, 7/8" HEX BORE
15	SN6376		CARRIAGE BOLT, 5/16"-18 X 1" GR 5, Y/D
16	SN9172		BEARING BRACKET, RT
	SN9173		BEARING BRACKET, LT
17	SN114		HEX NUT, 1/2"-13 FULL, GR 2, Y/D
18	SN113		LOCK WASHER, 1/2" SPLIT TYPE MED, Y/D
19	SN9129		GAUGE WHEEL AXLE, RT (SHOWN)
	SN9130		GAUGE WHEEL AXLE, LT
20	SN9137		BUSHING, 2" OD X 1 3/4" ID, 8"L, PLASTIC
21	SNDR41008		LINK, SINGLE CONNECTING #50 CHAIN
22	SNDR41007		LINK, SINGLE OFFSET #50 CHAIN
23	SN9135		PIN, GAUGE WHEEL, 12"L
24	SN112		HEX BOLT, 1/2"-13 X 2 1/2", GR 5, Y/D
25	SN9201		SPACER TUBE, 5/8"L
26	SN486		FLAT WASHER, 1/2", Y/D
27	SN10294		STOP, WHEEL
28	SN1298		HEX BOLT, 5/8"-11 X 2 1/2", GR 5, Y/D
29	SN6377		FLAT WASHER, 5/16" Y/D
30	SN2750		HEX BOLT, 1/4"-20 X 1 1/4", GR 2, Y/D
31	SN3881		LOCK NUT, 1/4"-20 HEX NYLON INSERT, GR 2, Y/D
32	SN9083		KLIK PIN, 1/4" DIA X 2 1/8"

I0003652
PR: t05g30n06d0028

LOWER HALF OF THE WING GAUGE WHEEL
ASSEMBLY

YEAR 2002
AND EARLIER



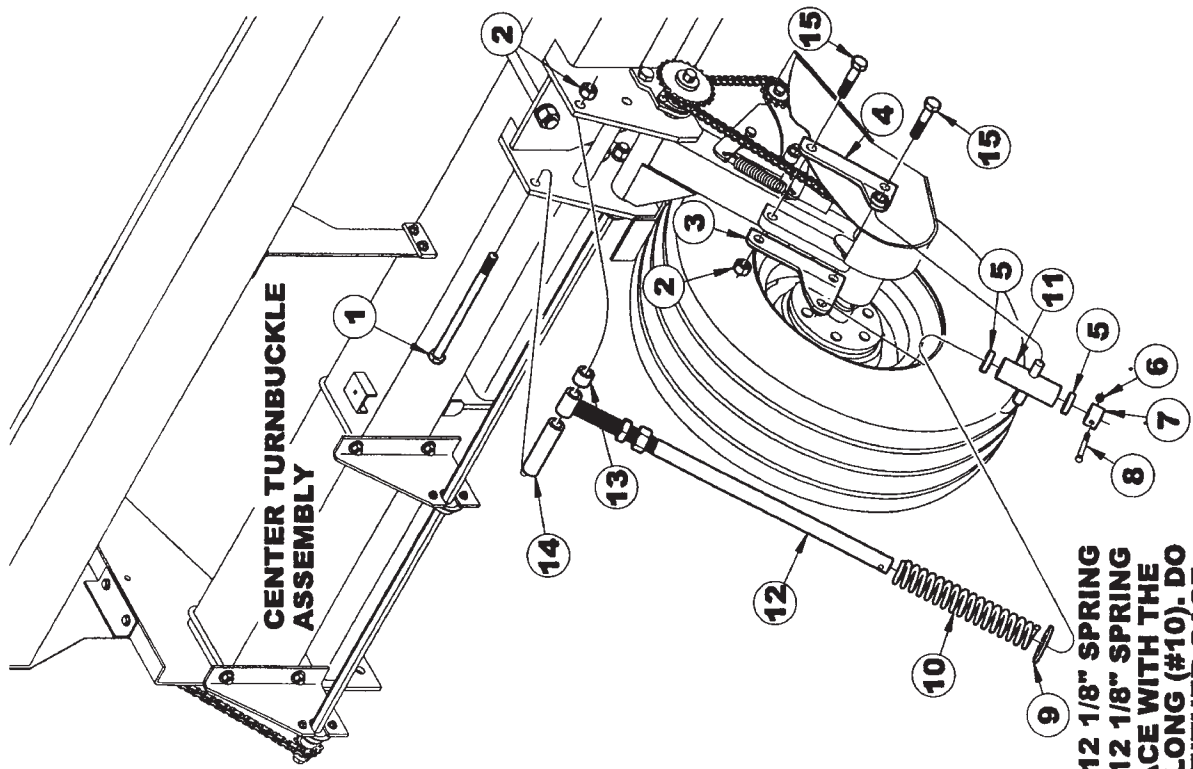
05666

LOWER HALF OF THE WING GAUGE WHEEL
ASSEMBLY

ITEM	NUMBER	QTY	DESCRIPTION
1	SNDR41008		LINK, SINGLE CONNECTING #50 CHAIN
2	SNDR41007		LINK, SINGLE OFFSET #50 CHAIN
3	SN9079		SPROCKET, 24 TOOTH, 7/8" HEX BORE
4	SN9078		SPROCKET, 12 TOOTH, 7/8" HEX BORE
5	SN330		HEX BOLT, 1/2"-13 X 2" GR 5, Y/D
6	SNDR80029		SPROCKET, IDLER
7	SN9888		CHAIN, 51" L NO. 50
8	SN9882		CHAIN GUARD, GW, LT
	SN9881		CHAIN GUARD, GW, RT (SHOWN)
9	SN1823		HEX BOLT, 1/2"-13 X 1 1/4", GR 5, Y/D
10	SN9683		1/2-13 FLANGE TOPLOCK NUT GR G CAD/ WAX
11	SN9886		BUSHING, 3/4" OD X 1/2" ID, 17/32" L
12	SN9884		IDLER BRACKET, LEFT
	SN9883		IDLER BRACKET, RIGHT
13	SN10325		SPRING, .105" WIRE DIA X 4 3/4" L EXTENSION Y/D
14	SN2096		LOCK NUT, 1/2"-13 HEX NYLON INSERT
15	SN9887		BUSHING, 3/4" OD X 1/2" ID, 1 1/16" L
16	SNDR30022		BEARING, 1 1/2" BORE W/LOCK COLLAR
17	SN9083		KLIK PIN, 1/4" DIA X 2 1/8"
18	SN7784		SHOULDER BOLT, 1/2"-20 X 1 7/8" PRESS IN, 3/8" SHOULDER
19	SN5151		TIRE, 9.5L 8 PLY TUBELESS W/15 X 6 WHEEL ASSY 6 BOLT
	SN3578		TIRE, 9.5L X 15, 8 PLY, TUBELESS
	SN5094		WHEEL, 15 X 6, 6-BOLT
	SN3577		VALVE STEM
20	SN1611		LUG NUT, 1/2"-20, GR 5, 90 DEG TAPER, Y/D
21	SNDR41518		ACREMETER, 9.5L/11L-15 X 30'
	SN6943		ACREMETER, 9.5L X 40'
22	SN9136		SPINDLE, GAUGE WHEEL, 6 BOLT HUB
23	SN9939		CARRIAGE BOLT, 1/2"-13 X 2 1/2", GR 5, Y/D
24	SN9178		CARRIAGE BOLT, 1/2"-13 X 3", GR 5, Y/D
25	SN10357		IDLER WELDMENT, CHAIN LEFT
	SN10356		IDLER WELDMENT, CHAIN RIGHT
26	SN10355		BUSHING, IDLER .750" OD X .532" ID, 1 9/16" L
27	SN10359		GUARD, CHAIN LEFT
	SN10358		GUARD, CHAIN RIGHT

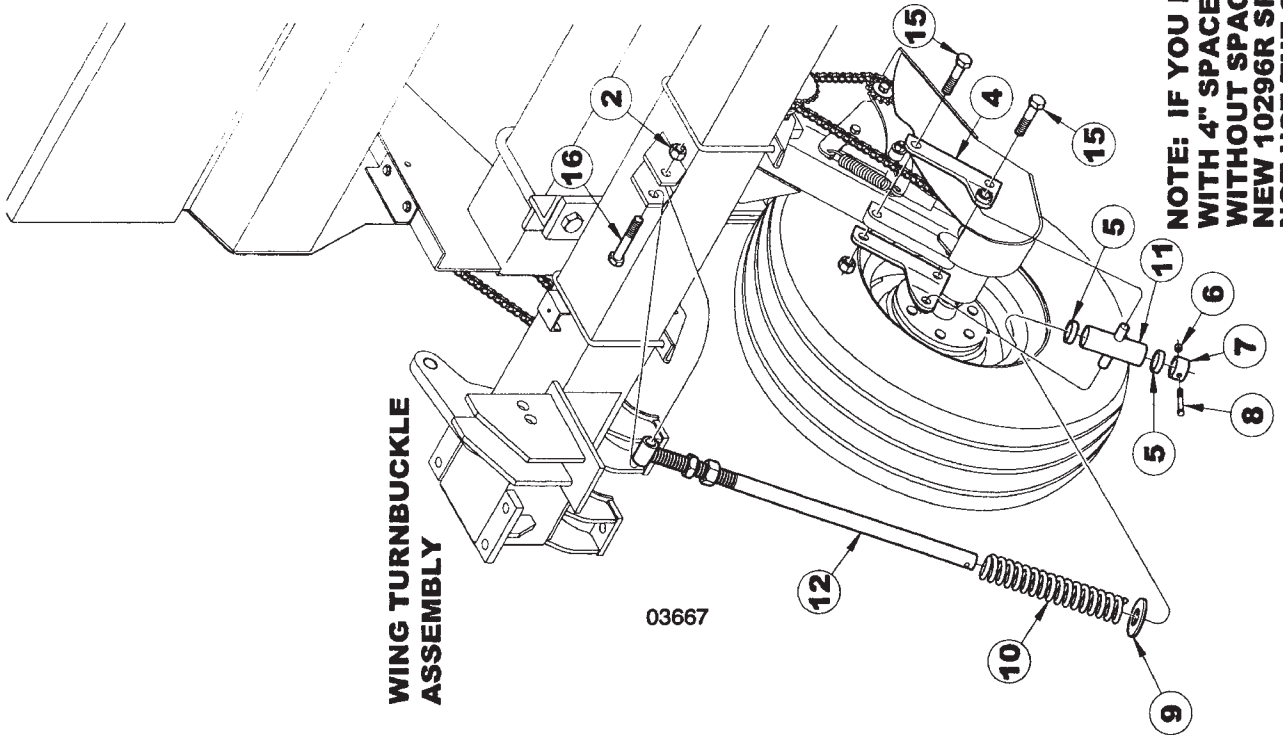
I0005666
PR: t05g30n06d0029

TURNBUCKLE ASSEMBLY ON GAUGE WHEELS



CENTER TURNBUCKLE ASSEMBLY

NOTE: IF YOU HAVE THE 12 1/8" SPRING WITH 4" SPACER OR THE 12 1/8" SPRING WITHOUT SPACER, REPLACE WITH THE NEW 10296R SPRING 15" LONG (#10). DO NOT USE THE SPACER IN EITHER CASE.



WING TURNBUCKLE ASSEMBLY

03667

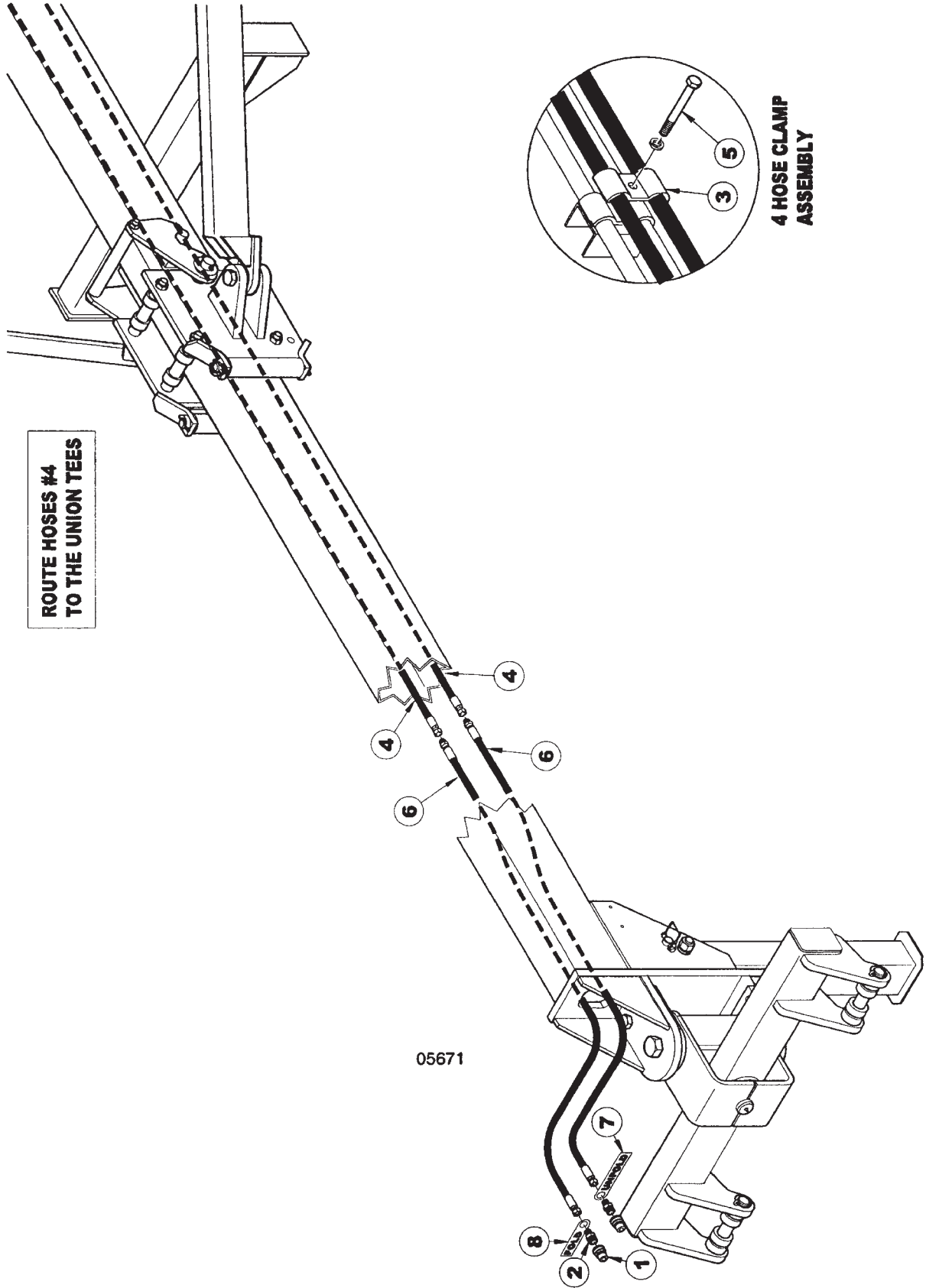
TURNBUCKLE ASSEMBLY ON GAUGE WHEELS

ITEM	NUMBER	QTY	DESCRIPTION
1	SN3411		HEX BOLT, 3/4"-10 X 11", GR 5, Y/D
2	SNHEN3410		LOCK NUT, 3/4" HEX NYLON
3	SN7518		BRACKET, GAUGE WHEEL RIGHT
4	SN7519		BRACKET, GAUGE WHEEL LEFT
5	SN7638R		SPACER TUBE, 1/2"
6	SN3567		LOCK NUT, 3/8"-16 HEX NYLON INSERT, GR 2, Y/D
7	SNB2610		COLLAR, 1.750" OD X 1.270" ID, 1" L
8	SN2487		HEX BOLT, 3/8"-16 X 2 1/2", GR 5, Y/D
9	SNFK150172		FLAT WASHER, 1 1/4" SAE, Y/D
10	SN10296		SPRING, 2.1875" OD X 1.4375" ID X 15" L, COMPRESSION .375" DIA
11	SN7517		CROSS, GAUGE WHEEL
12	SNB4103		TURNBUCKLE SCREW, Y/D
13	SN9164		SPACER, GW MOUNT, 1" L
14	SN9163		SPACER, GW MOUNT, 5 1/8" L
15	SN1345		HEX BOLT, 3/4"-10 X 3", GR 5, Y/D
16	SN1599		HEX BOLT, 3/4"-10 X 4", GR 5, Y/D

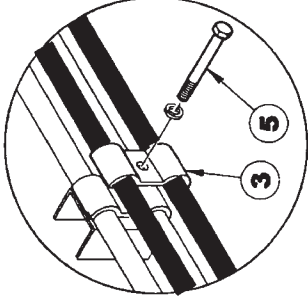
NOTE: IF YOU HAVE THE 12 1/8" SPRING
WITH 4" SPACER, OR THE 12 1/8" SPRING
WITHOUT SPACER, REPLACE WITH THE NEW
10296R SPRING 15" LONG (#10). DO NOT
USE THE SPACER IN EITHER CASE.

I0003667
PR: t05g30n06d0030

MAIN FRAME FOLD HYDRAULICS



ROUTE HOSES #4
TO THE UNION TEES



4 HOSE CLAMP
ASSEMBLY

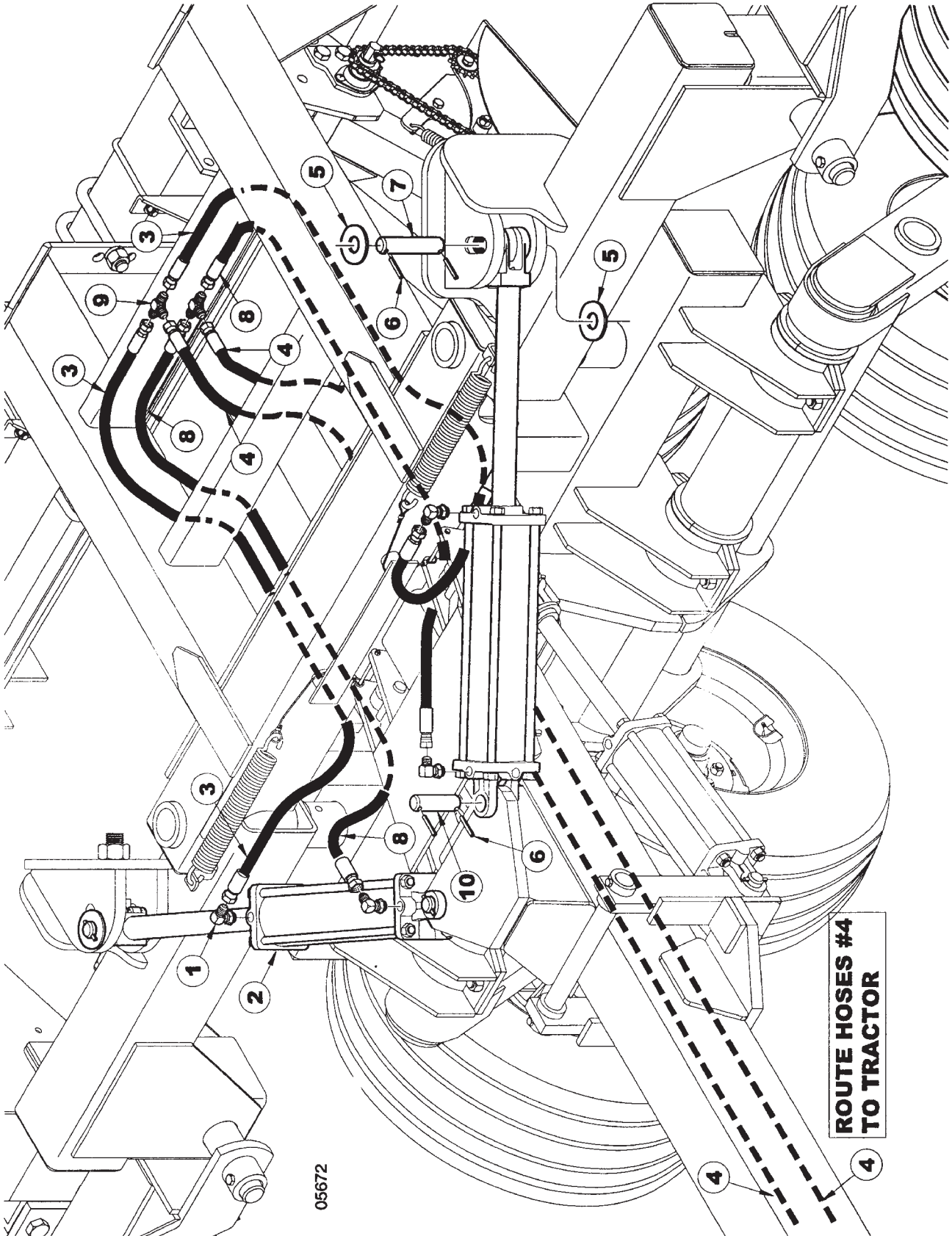
05671

ITEM	NUMBER	QTY	DESCRIPTION
1	SN3253		HYDRAULIC COUPLER, MALE HALF
2	SN2425		MALE CONNECTOR, 3/4"-16 MF X 1/2-14 MPT
3	SN5302		PIPE CLAMP, 3/8" BOLT HOLE
4	SN4200002		HOSE, 3/8" X 200" L, FEMALE ENDS
5	SN2487		HEX BOLT, 3/8"-16 X 2 1/2", GR 5, Y/D
6	SN4094003		HOSE, 3/8" X 94" L, M/F ENDS (30')
	SN4167003		HOSE, 3/8" X 167" L, M/F ENDS (40')

WARNING
THESE PARTS ARE IMPORTANT TO THE SAFETY
OF THIS EQUIPMENT AND THOSE WHO OPERATE
IT. USE ONLY EXACT REPLACEMENT PARTS TO
PREVENT HYDRAULIC FAILURE. BEFORE
REPLACING THESE PARTS, REVIEW AND FOLLOW
THE INSTRUCTIONS IN THE SAFETY AND
OPERATING SECTIONS OF THIS MANUAL.

I0005671
PR: t05g30n06d0031

CENTER FRAME FOLD HYDRAULICS



05672

**ROUTE HOSES #4
TO TRACTOR**

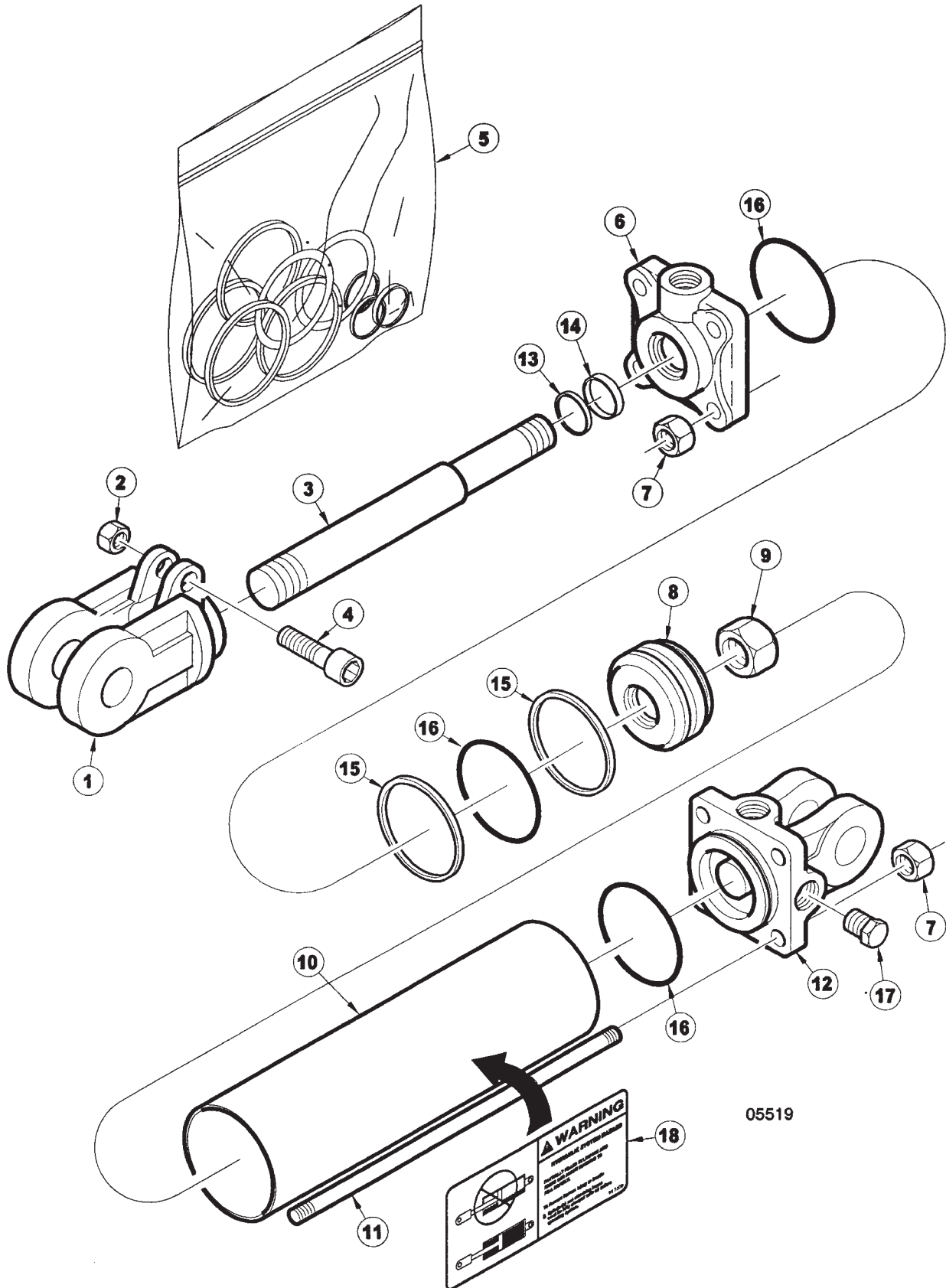
ITEM	NUMBER	QTY	DESCRIPTION
1	SN4466		90 DEG STR THD ELBOW, 3/4"-16 MF
2	SN9725		CYLINDER, 4" X 16" W/8618-1 CLEVIS (*VERSION 1, PRIOR TO 8/22/03)
	SN12012		CYLINDER, 4" X 16" W/8618-1 CLEVIS 3000 PSI (*VERSION 2, 8/22/03 & LATER)
3	SN4066002		HOSE, 3/8" X 66" L, FEMALE ENDS
4	SN4200002		HOSE, 3/8" X 200" L, FEMALE ENDS
5	SNFK150172		FLAT WASHER, 1 1/4" SAE, Y/D
6	SN3164		ROLL PIN, 5/16" X 2" SPIRAL MEDIUM DUTY, Y/D
7	SN9910		PIN, 1 1/4" X 6 3/8"
8	SN4060002		HOSE, 3/8" X 60" L, FEMALE ENDS
9	SN2429		UNION TEE, 3/4"-16 MF
10	SN9706		PIN, 1.243" X 4 1/16" (3"),Y/D

NOTE: *WHEN ORDERING HYDRAULIC CYLINDER COMPONENTS, BE SURE TO NOTE THE PART # AND THE CYLINDER PSI. (LOCATED ON THE CYLINDER DECAL) AS THEY CONTAIN DIFFERENT COMPONENTS. OLDER CYLINDERS WERE 2500 PSI. AND THE NEWER CYLINDERS ARE 3000 PSI. IDENTIFYING THE PART # OF THE CYLINDER IS EXTREMELY IMPORTANT WHEN ORDERING PARTS TO ENSURE PROPER OPERATION OF THE HYDRAULIC CYLINDER.

WARNING
THESE PARTS ARE IMPORTANT TO THE SAFETY OF THIS EQUIPMENT AND THOSE WHO OPERATE IT. USE ONLY EXACT REPLACEMENT PARTS TO PREVENT HYDRAULIC FAILURE. BEFORE REPLACING THESE PARTS, REVIEW AND FOLLOW THE INSTRUCTIONS IN THE SAFETY AND OPERATING SECTIONS OF THIS MANUAL.

I0005672
PR: t05g30n06d0032

4" X 16" HYDRAULIC CYLINDER 9725R
(VERSION 1, PRIOR TO 8/22/03)



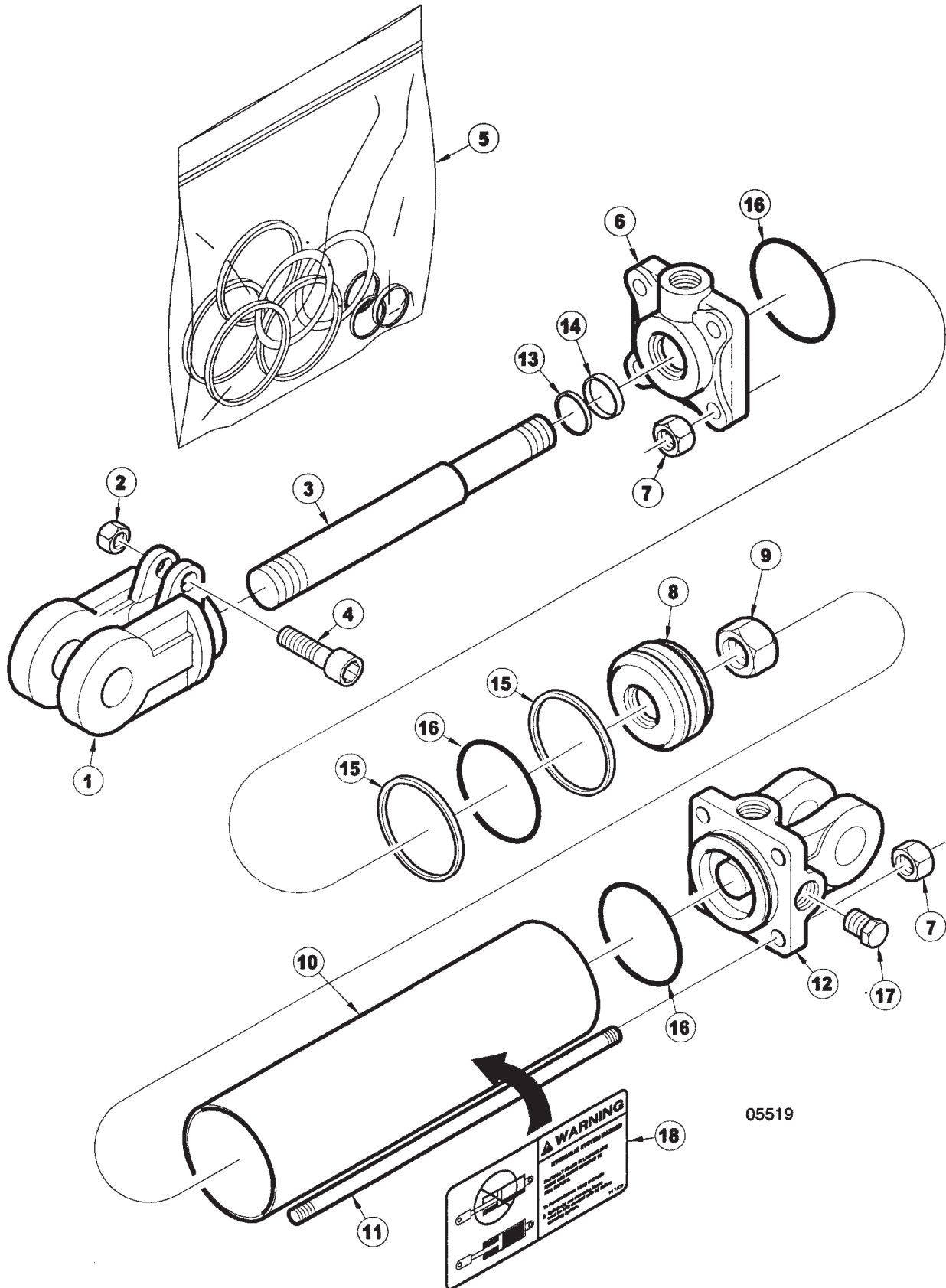
4" X 16" HYDRAULIC CYLINDER 9725R
(VERSION 1, PRIOR TO 8/22/03)

ITEM	NUMBER	QTY	DESCRIPTION
1	SN8618-1		CLEVIS, 1 1/4" THREADS, 1 1/4" PIN W/BUSHING, CROSS
2	SN8671-1		CAPSCREW NUT, 5/16" THREADS CROSS
3	SN8877-1		ROD, 1 1/2" DIA, 16" CROSS
4	SN8631-1		CAPSCREW, CROSS
5	SN8789-1		SEAL KIT, 4", 1 1/2" ROD REPHASING CROSS
6	SN8744-10		HEAD, 4", 1 1/2" ROD, CROSS (ORB)
7	SN8864-1		TIE ROD NUT, 5/8" THREADS
8	SN8713-1		PISTON, 4" W/1" HOLE CROSS
9	SN8681-1		PISTON NUT, 3/4" CROSS
10	SN8833-1		TUBE, 4" X 16" CROSS
11	SN8854-1		TIE ROD BOLT, 4" X 16" CROSS
12	SN8692-10		BASE, 4" (ORB), 1 1/4" PIN CROSS
13			* WIPER
14			* U-CUP
15			* BACKUP
16			* O-RING
17	SN4458		PLUG, 3/4"-16 MOR
18	SN997309		HYDRAULIC SYSTEM HAZARD

NOTE: * AVAILABLE IN THE SEAL KIT ONLY
WHEN ORDERING HYDRAULIC CYLINDER
COMPONENTS, BE SURE TO NOTE THE PART #
AND THE CYLINDER PSI. (LOCATED ON THE
CYLINDER DECAL) AS THEY CONTAIN
DIFFERENT COMPONENTS. OLDER CYLINDERS
WERE 2500 PSI. AND THE NEWER CYLINDERS
ARE 3000 PSI. IDENTIFYING THE PART # OF
THE CYLINDER IS EXTREMELY IMPORTANT WHEN
ORDERING PARTS TO ENSURE PROPER
OPERATION OF THE HYDRAULIC CYLINDER.

I0005519
PR: t05g30n06d0033

4" X 16" HYDRAULIC CYLINDER 12012R
(VERSION 2, 8/22/03 & LATER)



05519

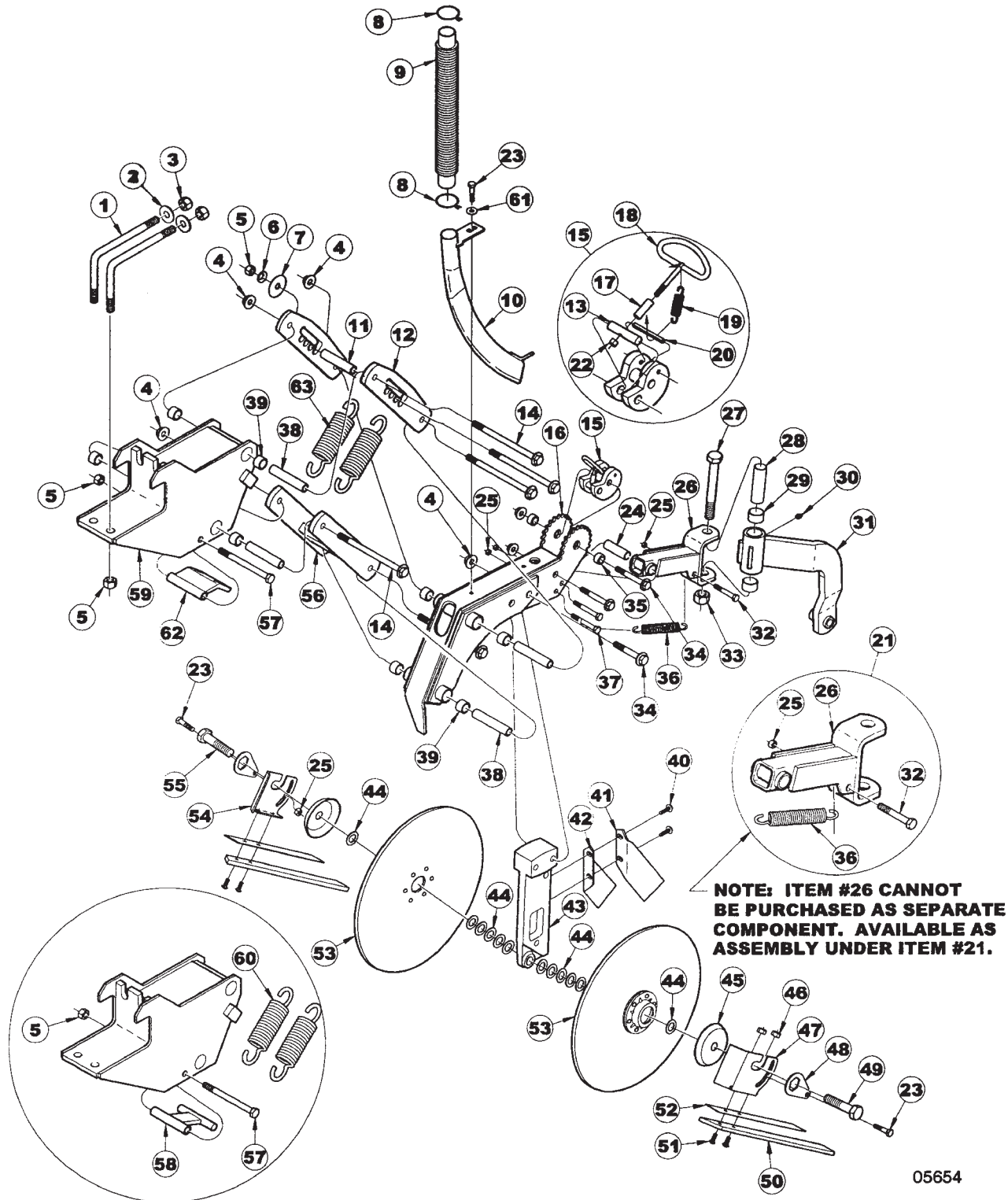
4" X 16" HYDRAULIC CYLINDER 12012R
(VERSION 2, 8/22/03 & LATER)

ITEM	NUMBER	QTY	DESCRIPTION
1	SN8618-1		CLEVIS, 1 1/4" THREADS, 1 1/4" PIN W/BUSHING, CROSS
2	SN8671-1		CAPSCREW NUT, 5/16" THREADS CROSS
3	SN12011		ROD, 1 1/2" DIA, 16" CROSS
4	SN8631-1		CAPSCREW, CROSS
5	SN8612-1		SEAL KIT, 4", 1 1/2" ROD, CROSS
6	SN8273-1		HEAD, 4", 1 1/2" ROD, CROSS
7	SN8864-1		TIE ROD NUT, 5/8" THREADS
8	SN8682-1		PISTON, 4" W/1" HOLE, CROSS
9	SN8681-1		PISTON NUT, 3/4" CROSS
10	SN8833-1		TUBE, 4" X 16" CROSS
11	SN8970-1		TIE ROD BOLT, 3 3/4" X 16" CROSS
12	SN8971-10		BASE, 4" (ORB), 1 1/4" PIN, REPHASING CROSS
13			* WIPER
14			* U-CUP
15			* BACKUP
16			* O-RING
17	SN4458		PLUG, 3/4"-16 MOR
18	SN997309		HYDRAULIC SYSTEM HAZARD

NOTE: *AVAILABLE IN THE SEAL KIT ONLY
WHEN ORDERING HYDRAULIC CYLINDER
COMPONENTS, BE SURE TO NOTE THE PART #
AND THE CYLINDER PSI. (LOCATED ON THE
CYLINDER DECAL) AS THEY CONTAIN
DIFFERENT COMPONENTS. OLDER CYLINDERS
WERE 2500 PSI. AND THE NEWER CYLINDERS
ARE 3000 PSI. IDENTIFYING THE PART # OF
THE CYLINDER IS EXTREMELY IMPORTANT WHEN
ORDERING PARTS TO ENSURE PROPER
OPERATION OF THE HYDRAULIC CYLINDER.

I0005519
PR: t05g30n06d0034

ALL PURPOSE HEADS UP OPENER



05654

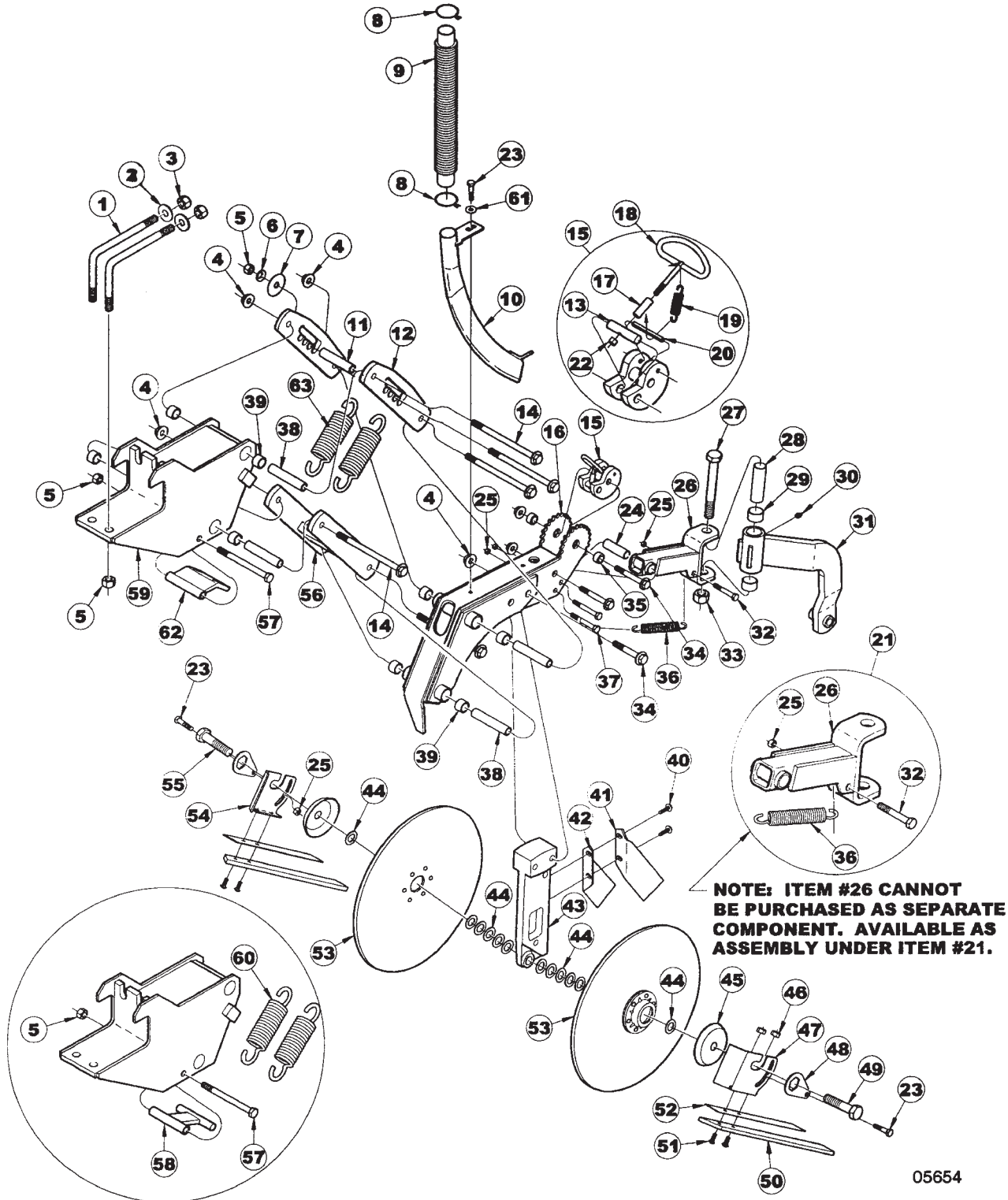
SERIAL # 09433L20020107 & EARLIER

ITEM	NUMBER	QTY	DESCRIPTION
1	SN7024		L-BOLT, 5/8"-11 X 4 5/8" X 6 5/8", Y/D
2	SNFK150283		FLAT WASHER, 5/8" SAE, Y/D
3	SN669-1		LOCK NUT, 5/8" HEX NYLON
4	SN9683		1/2-13 FLANGE TOPLOCK NUT GR G CAD/ WAX
5	SN2096		LOCK NUT, 1/2"-13 HEX NYLON INSERT
6	SN6618		WASHER, .531"ID X .813"OD, .129" CROWN HEIGHT, CURVED SPRING
7	SN6619		WASHER, .531" ID X 2.000" OD X .058" THICK, Y/D
8	SNDR12011		CLAMP, SEED TUBE
9	SNDR20004		SEED TUBE, RUBBER
10	SN9937		SEED TUBE, ALL PURPOSE HEADS UP
11	SN7033B		SPACER TUBE, 4 1/2" L,
12	SN7032		PARALLEL LINKAGE, 11" TOP, ALL PURPOSE
13	SN7084		DEPTH LOCK PIN, Y/D
14	SN9680		HHFS 1/2"-13 X 6 1/2" GR5 Y/D
15	SN9102		DEPTH CAM ASSY, ALL PURPOSE
16	SN7034B		OPENER FRAME, ALL PURPOSE
17	SN7085		SPACER, DEPTH LOCK, Y/D
18	SN7040		DEPTH LOCK, ALL PURPOSE, Y/D
19	SN7083		SPRING, .500" OD X .375" ID, 1 1/2" L EXTENSION
20	SN6440		ROLL PIN, 1/4" X 1 3/4" MEDIUM DUTY, Y/D
21	SN10333		PRESS WHEEL FRAME SWIVEL, W/SPRING, ALL PURPOSE
22	SN3881		LOCK NUT, 1/4"-20 HEX NYLON INSERT, GR 2, Y/D
23	SN1193		HEX BOLT, 3/8"-16 X 3/4", GR 5, Y/D
24	SN7042		CLAMP BUSHING, .750" OD X .532" ID, .109 W, 2 5/64" L
25	SN3567		LOCK NUT, 3/8"-16 HEX NYLON INSERT, GR 2, Y/D
26	SN7041		PRESS WHEEL FRAME, SWIVEL, ALL PURPOSE
27	SN1021		HEX BOLT, 3/4"-10 X 5 1/2", GR 5, Y/D
28	SN7043		CLAMP BUSHING, 1" OD X .760"ID, .120" W, 3 5/8" L
29	SN5934		BUSHING, 1 1/4" OD X 1" ID, 5/8" L (HARD) SPRING
30	SN2098-1		GREASE ZERK, 1/8" NPTF, 5/8" L
31	SN9101		PRESS WHEEL FRAME, REAR ALL PURPOSE (SERIAL# 09433F20020043 & EARLIER)
	SN7044B		PRESS WHEEL FRAME, REAR ALL PURPOSE (SERIAL# 09433F20020044 & LATER)
32	SN2487		HEX BOLT, 3/8"-16 X 2 1/2", GR 5, Y/D
33	SNHEN3410		LOCK NUT, 3/4" HEX NYLON
34	SN9682		HHFS 1/2"-13 X 3 3/4" GR5 Y/D
35	SN7034		BUSHING, DEPTH CONTROL, 1/2"
36	SN9708		SPRING, .162" WIRE DIA X 5" L EXTENS
37	SN3806		HEX BOLT, 3/8"-16 X 3", GR 5, Y/D

CONTINUED

I0005654
PR: t05g30n06d0035

ALL PURPOSE HEADS UP OPENER



05654

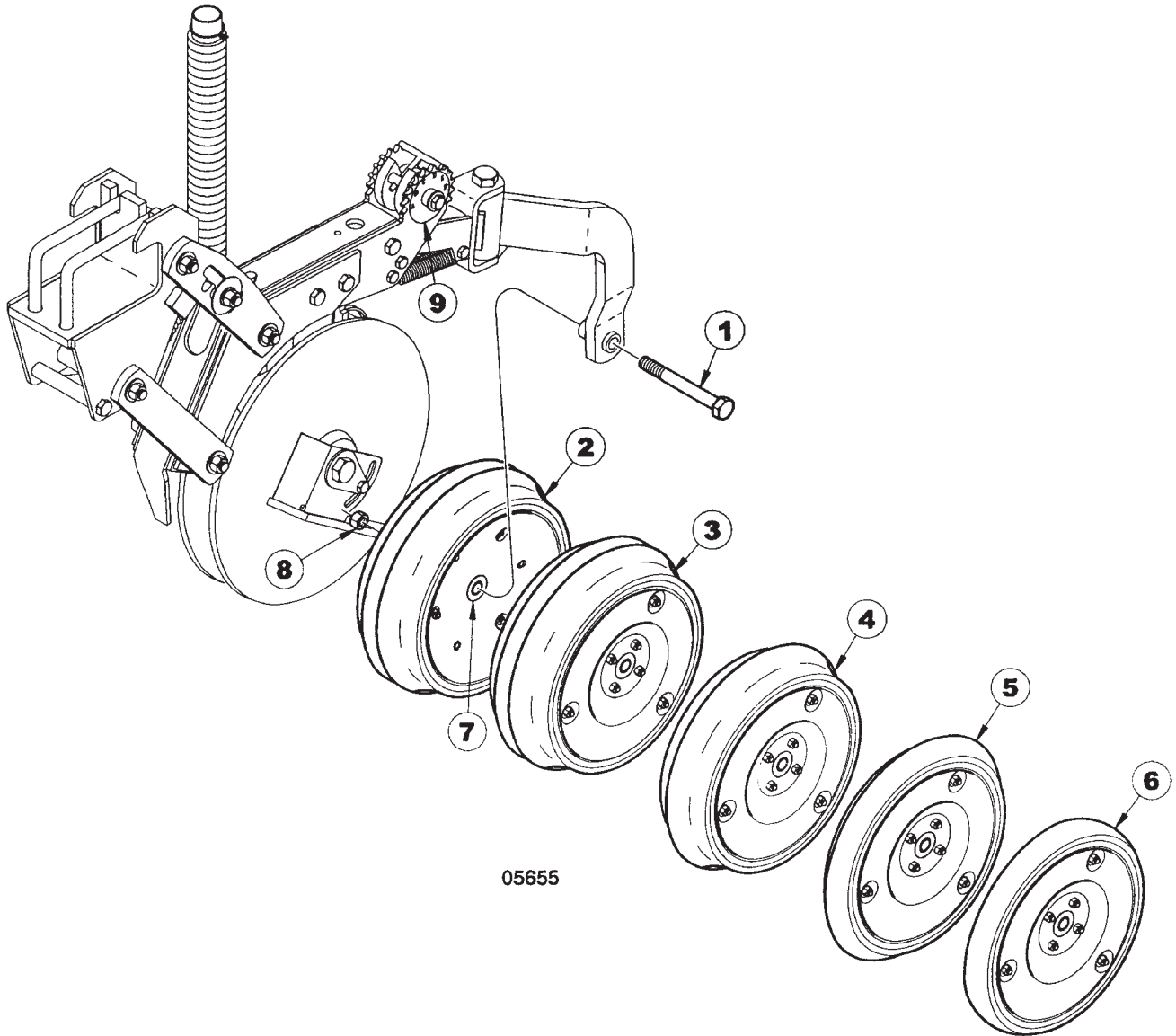
SERIAL # 09433L20020107 & EARLIER

ALL PURPOSE HEADS UP OPENER

ITEM	NUMBER	QTY	DESCRIPTION
38	SN7029		CLAMP BUSHING, 4 21/32"
39	SN5935		BUSHING, 1" OD X 3/4" ID, 5/8" L (HARD) SPRING
40	SN10463		HEX FLANGE BOLT, 5/16"-18 X 3/4" GR5, Y/D
41	SN10127		SCRAPER, OPENER LEFT
42	SN10126		SCRAPER, OPENER RIGHT
43	SN9780		OPENER BAR, ALL PURPOSE, HEADS UP
44	SNDR80011		WASHER, MACHINE
45	SNB1127		DUST CAP
46	SN6378		LOCK NUT, 5/16" HEX NYLON
47	SN7205		MOUNTING BRACKET, SOIL CONTROL DEVIC
48	SN7203		LOCKING ARM
49	SNDR81044		HEX BOLT, 3/4"-10 LH X 2", GR 5, Y/D
50	SN7201		SOIL CONTROL STRIP
51	SN6376		CARRIAGE BOLT, 5/16"-18 X 1" GR 5, Y/D
52	SN7859		SUPPOT, SOIL CONTROL STRIP
53	SN9753N		OPENER BLADE & BRG ASSEMBLY,HEADS UP
54	SN7204		MOUNTING BRACKET, SOIL CONTROL DEVIC
55	SN1220		HEX BOLT, 3/4"-10 X 2", GR 5 Y/D
56	SN10542		PARALLEL LINKAGE, 11" LOWER, ALL PURPOSE
57	SN840		HEX BOLT, 1/2"-13 X 5 1/2", GR 5, Y/D
58	SN7030		SPRING ANCHOR, ALL PURPOSE (SERIAL # 09433L20020107 & EARLIER)
59	SN7028		OPENER MOUNT, LONG, ALL
	SN7027		OPENER MOUNT, SHORT, ALL
60	SN7026		SPRING, 1.6875" OD X 1.1635" ID, 7 5/16" L, EXTENSION BLACK (SERIAL # 09433L20020107 & EARLIER)
61	SN317		FLAT WASHER, 3/8", Y/D
62	SN12348		SPRING ANCHOR,56 DEG ALL PURPOSE,Y/D (SERIAL # 09433L20020108 & LATER)
63	SN10479		SPRING, 2.125"OD X 1.513"ID, 8 3/8" L, EXTENSION BLACK (SERIAL # 09433L20020108 & LATER)
	SN7266		SOIL CONTROL DEVICE ASSY
	SN9879		ALL PURPOSE OPENER ASSEMBLY, HEADS UP, SHORT
	SN9880		ALL PURPOSE OPENER ASSEMBLY, HEADS UP, LONG

I0005654
PR: t05g30n06d0035

ALL PURPOSE HEADS UP OPENER PRESS WHEEL
ASSEMBLY



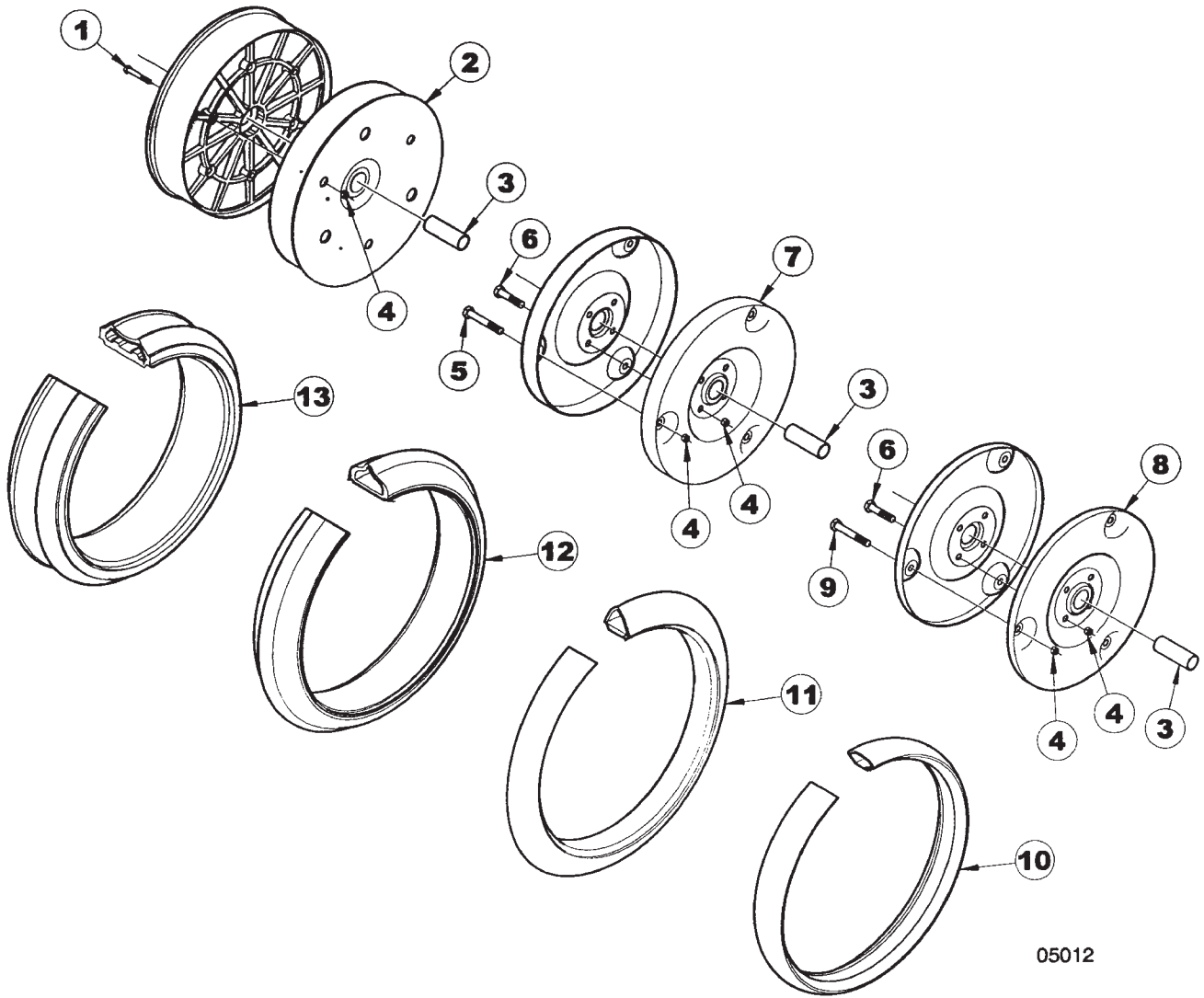
05655

ALL PURPOSE HEADS UP OPENER PRESS WHEEL
ASSEMBLY

ITEM	NUMBER	QTY	DESCRIPTION
1	SN2557		HEX BOLT, 5/8"-11 X 4 1/2", GR 5, Y/D
2	SN6869		PRESS WHEEL ASSY, 4" X 12" DOUBLE RIB NYLON RIM
3	SN7375		PRESS WHEEL ASSY, 3" X 13" DOUBLE RIB STEEL RIM
4	SN6866		PRESS WHEEL ASSY, 3" X 13" CENTER RIB STEEL RIM
5	SN6868		PRESS WHEEL ASSY, 2" X 13" V-CROWN STEEL RIM
6	SN6867		PRESS WHEEL ASSY, 2" X 13" SMOOTH CROWN STEEL RIM
7	SN7218		BEARING, 40MM
8	SN669-1		LOCK NUT, 5/8" HEX NYLON
9	SN997407		DEPTH DECAL

I0005655
PR: t05g30n06d0036

PRESS WHEEL & TIRE ASSEMBLY



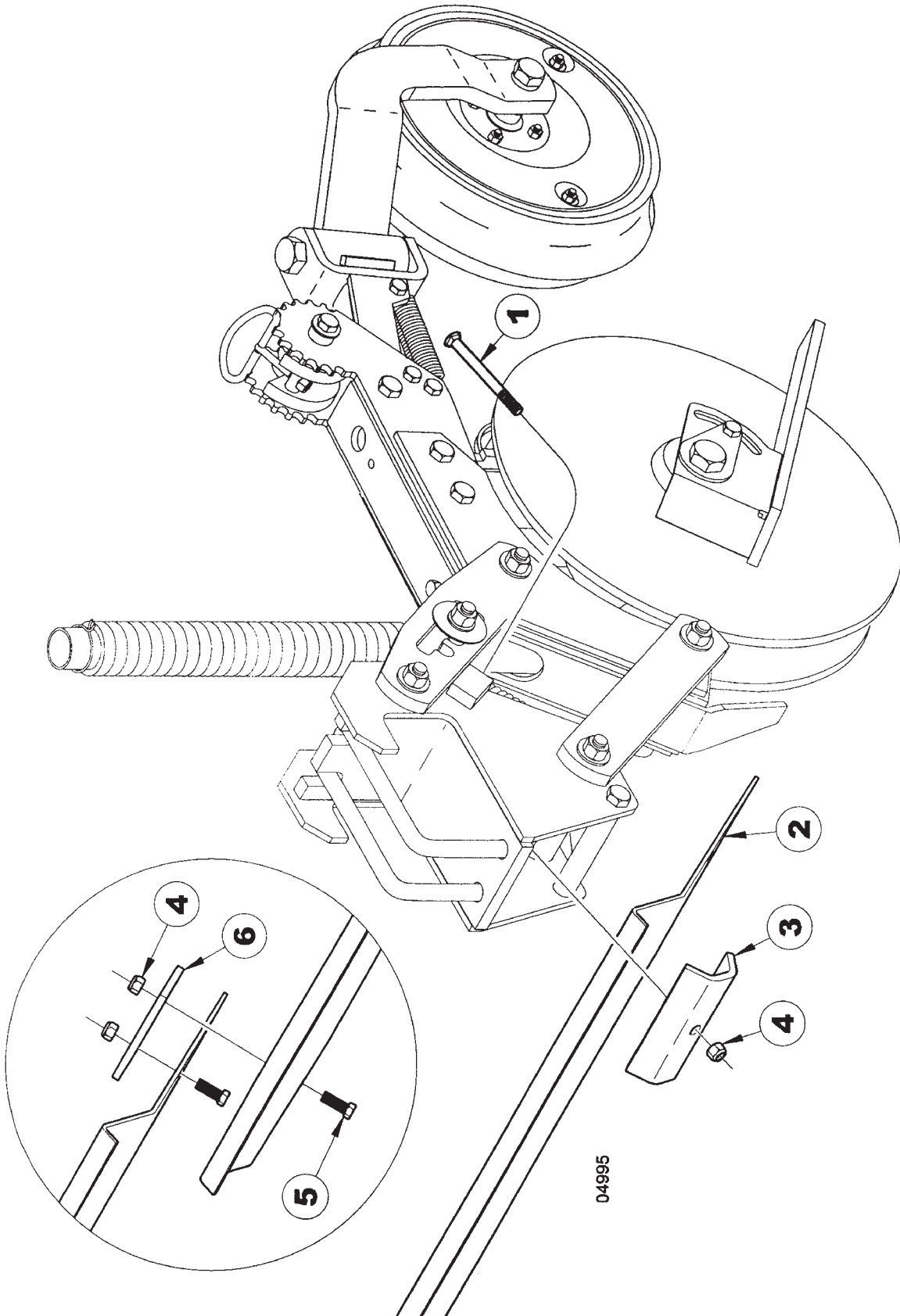
05012

PRESS WHEEL & TIRE ASSEMBLY

ITEM	NUMBER	QTY	DESCRIPTION
1	SN7416		HEX BOLT, 1/4"-20 X 2", GR 5, Y/D
2	SN9109		RIM, 4" X 12" NYLON HALF F/40 MM BRG
3	SN7218		BEARING, 40MM
4	SN3881		LOCK NUT, 1/4"-20 HEX NYLON INSERT, GR 2, Y/D
5	SN2487		HEX BOLT, 3/8"-16 X 2 1/2", GR 5, Y/D
6	SN7415		HEX BOLT, 3/8"-16 X 1 3/8" GR 5, Y/D
7	SN7412		RIM, 3" X 13" 13 GA CLINCHER HALF
8	SN7413		RIM, 2" X 13" 13 GA CLINCHER HALF FOR 40MM
9	SN175		HEX BOLT, 3/8"-16 X 1 1/2", GR 5, Y/D
10	SN7411		TIRE, 2" X 13" SMOOTH CROWN CLINCHER
11	SN7409		TIRE, 2" X 13" V-CROWN
12	SN7410		TIRE, 3" X 13" CENTER RIB
13	SN7408		TIRE, 4" X 12" DOUBLE RIB
	SN7407		TIRE, 3" X 13" DOUBLE RIB CLINCHER

I0005012
PR: t05g30n06d0037

OPENER SHIELD ASSEMBLY

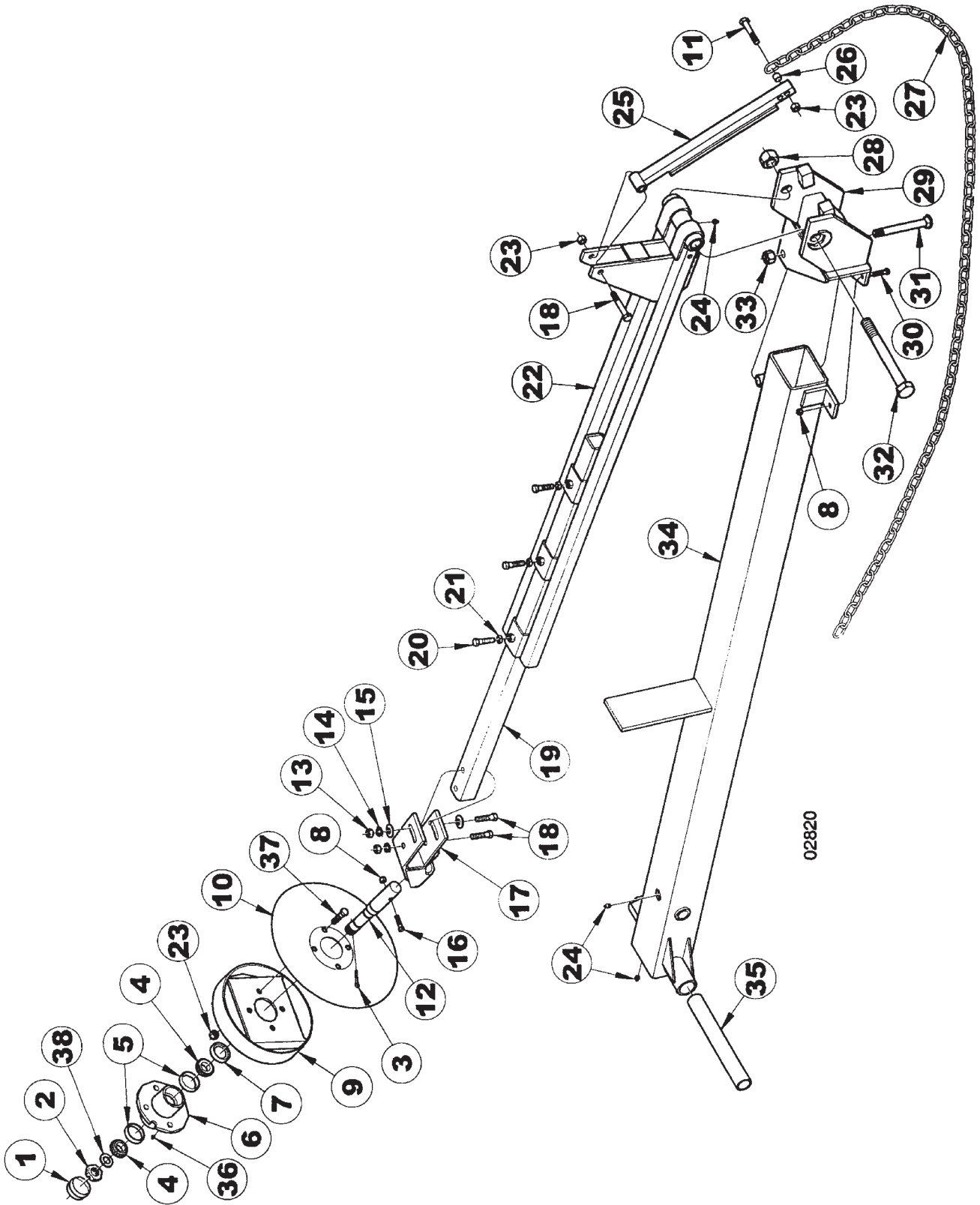


OPENER SHIELD ASSEMBLY

ITEM	NUMBER	QTY	DESCRIPTION
1	SN6682		CARRIAGE BOLT, 3/8"-16 X
2	SN7223		OPENER SHIELD, 5' (30' & 40' DRILL)
	SN7224		OPENER SHIELD, 7.5' (40' DRILL)
3	SN7221		MOUNTING CLIP
4	SN3567		LOCK NUT, 3/8"-16 HEX NYLON INSERT, GR 2, Y/D
5	SN178		HEX BOLT, 3/8"-16 X 1", GR 5, Y/D
6	SN7222		TIE STRAP
	SN7229		OPENER SHIELD ASSY, 30' DRILL
	SN7230		OPENER SHIELD ASSY, 40' DRILL

I0004995
PR: t05g30n06d0038

ROW MARKER ASSEMBLY

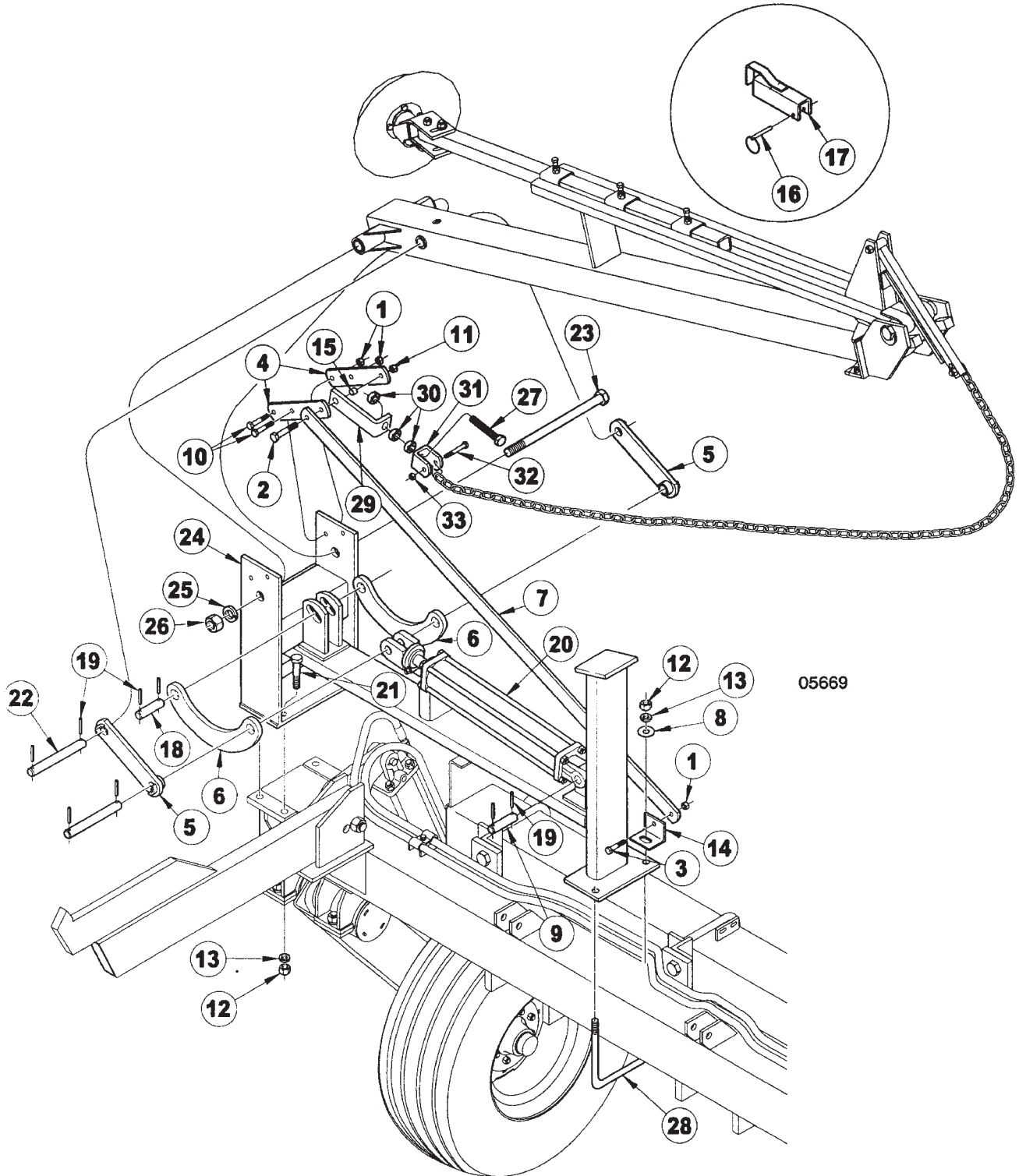


ROW MARKER ASSEMBLY

ITEM	NUMBER	QTY	DESCRIPTION
1	SN7779		DUST CAP, 1.986" OD X .032" TH Y/D
2	SN7778		HEX NUT, 1"-14 SLOTTED .531" TH GR 2, PLAIN
3	SN1609		COTTER PIN, 3/16" X 1 1/2"
4	SN776		BEARING (L44643)
5	SN777		RACE (L44610)
6	SN7780		FOUR BOLT HUB W/CUPS & ZERK
7	SN7775		SEAL, SINGLE LIP
8	SN3567		LOCK NUT, 3/8"-16 HEX NYLON INSERT, GR 2, Y/D
9	SN7781		MARKER ARM DEPTH BAND
10	SN7773		14" BLADE, 4 BOLT, .138" THICK .78" CONCAVITY
11	SN112		HEX BOLT, 1/2"-13 X 2 1/2", GR 5, Y/D
12	SN7825		SPINDLE, 1 1/4" X 8 5/8"(1"-14 UNS THD)
13	SN114		HEX NUT, 1/2"-13 FULL, GR 2, Y/D
14	SN113		LOCK WASHER, 1/2" SPLIT TYPE MED, Y/D
15	SN486		FLAT WASHER, 1/2", Y/D
16	SN2487		HEX BOLT, 3/8"-16 X 2 1/2", GR 5, Y/D
17	SN7782		HUB BRACKET
18	SN1507		HEX BOLT, 1/2"-13 X 3 1/2", GR 5, Y/D
19	SNB2632		EXTENSION ARM, 48"L
20	SN2045		HEX BOLT, 1/2"-13 X 1 3/4", GR5, Y/D
21	SN159		JAM NUT, 1/2"-13, GR 2, Y/D
22	SN6646		MARKER ARM, 30' OUTER
	SN6815		MARKER ARM, 40' OUTER
23	SN2096		LOCK NUT, 1/2"-13 HEX NYLON INSERT
24	SN2098-1		GREASE ZERK, 1/8" NPTF, 5/8" L
25	SN7755		MARKER LINKAGE ARM, OUTER
26	SN7667		SPACER, .750"OD X .532"ID, 3/8"L
27	SN7445		CHAIN, 5/16" PROOF, 78 3/4" L
	SN7446		CHAIN, 5/16" PROOF, 109 1/8" L
28	SN3938		LOCK NUT, 1"-8 HEX NYLON
29	SN7752		MARKER PIVOT HEAD, RIGHT
	SN7753		MARKER PIVOT HEAD, LEFT
30	SN175		HEX BOLT, 3/8"-16 X 1 1/2", GR 5, Y/D
31	SN7754		CARRIAGE BOLT, 3/4"-10 X 6", GR 5, Y/D
32	SN2316		HEX BOLT, 1"-8 X 8 1/2", GR 5, Y/D
33	SNHEN3410		LOCK NUT, 3/4" HEX NYLON INSERT, GR 5, Y/D
34	SN7748		MARKER ARM, 30' INNER RIGHT
	SN7749		MARKER ARM, 30' INNER LEFT
	SN7750		MARKER ARM, 40' INNER RIGHT
	SN7751		MARKER ARM, 40' INNER LEFT
35	SN6652		BUSHING, 1.500" OD X 1.156" ID 11 7/16" L
36	SN2098-6		GREASE ZERK, 1/4"-28, 17/32" L
37	SN2045		HEX BOLT, 1/2"-13 X 1 3/4", GR5, Y/D
38	SN3303		WASHER, 1 1/32" ID X 1 3/4" ODX 1/8" THICK, PLAIN

I0002820
PR: t05g30n06d0039

ROW MARKER MOUNT ASSEMBLY



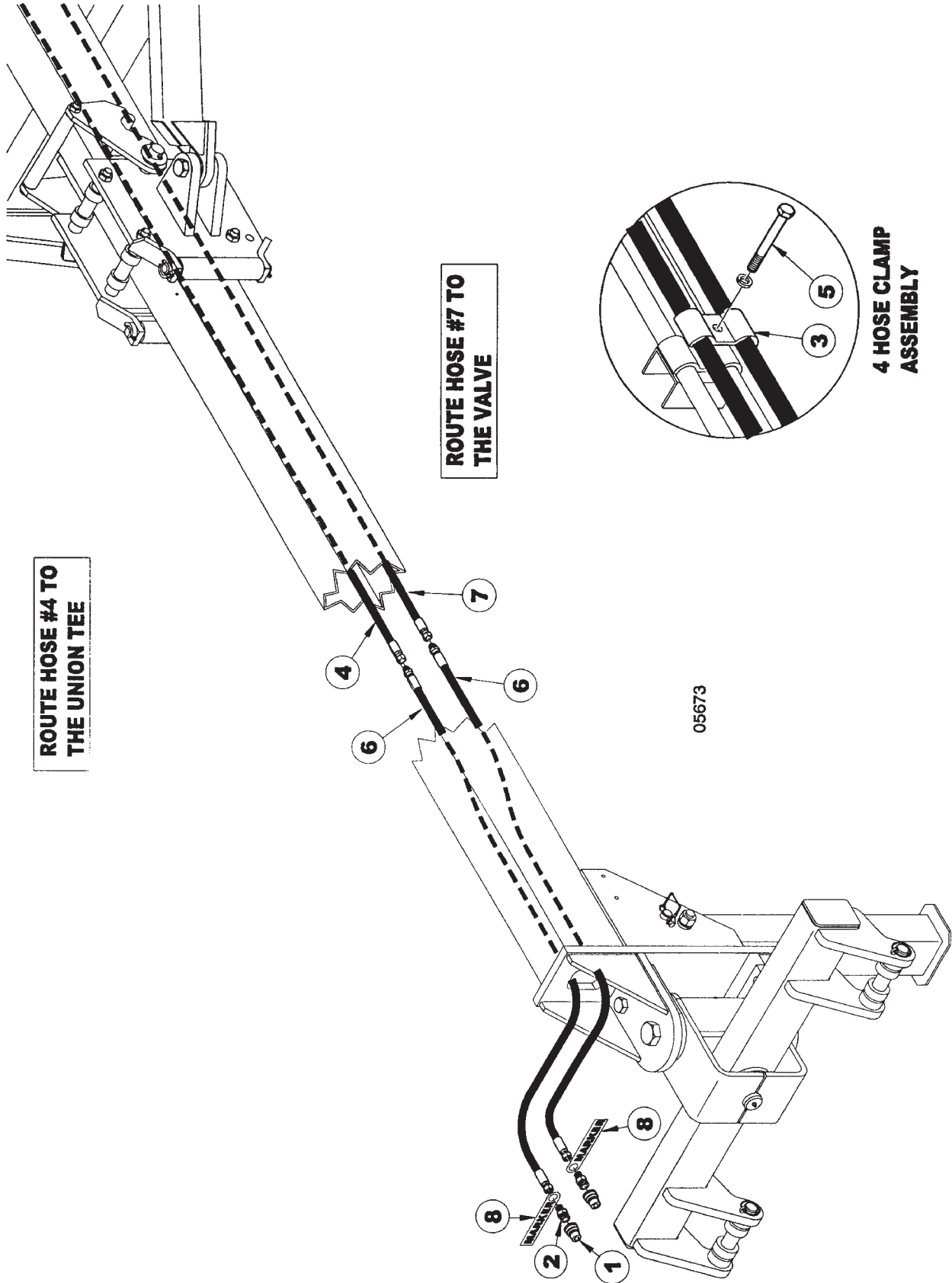
ROW MARKER MOUNT ASSEMBLY

ITEM	NUMBER	QTY	DESCRIPTION
1	SN2096		LOCK NUT, 1/2"-13 HEX NYLON INSERT
2	SN3758		HEX BOLT, 5/8"-11 X 3", GR 5, Y/D
3	SN330		HEX BOLT, 1/2"-13 X 2" GR 5, Y/D
4	SN7450		MARKER LINKAGE ARM, 12" L
5	SN6651		FOLD LINK, 30' & 40' MARKER
6	SN6649		MARKER LINKAGE, CURVED
	SN5934		BUSHING, 1 1/4" OD X 1" ID, 5/8" L (HARD) SPRING
7	SN7448		MARKER LINKAGE ARM, 49 7/8" L
8	SN893		FLAT WASHER, 3/4" Y/D
9	SN5339		PIN, 1" X 4 1/16" (3"), Y/D
10	SN112		HEX BOLT, 1/2"-13 X 2 1/2", GR 5, Y/D
11	SN669-1		LOCK NUT, 5/8" HEX NYLON
12	SN106		HEX NUT, 3/4"-10 FULL, GR 5, Y/D
13	SN1040		LOCK WASHER, 3/4" SPLIT TYPE MED, Y/D
14	SN6656		MARKER LINKAGE MOUNT
15	SN7449		BUSHING, CLAMP
16	SN5201		BALL LOCK PIN, 3/8" X 3"
17	SN6676		CYLINDER STOP, MARKER
18	SN5502		PIN, 1" X 5 1/16" (4") Y/D
19	SN3164		ROLL PIN, 5/16" X 2" SPIRAL MEDIUM DUTY, Y/D
20	SN6633		CYLINDER, 3" X 20" (30 1/4" CPC) ORB (*VERSION 1, PRIOR TO 8/28/03)
	SN12024		CYLINDER, 3" X 20" (30 1/4" CPC) ORB 3000 PSI (*VERSION 2, 8/28/03 & LATER)
21	SN1122		HEX BOLT, 3/4"-10 X 2 1/2", GR 5, Y/D
22	SN6643		PIN, 1" X 8" (6 11/16"), Y/D
23	SN5230		HEX BOLT, 1 1/8"-7 X 14 1/2", Y/D
24	SN7772		MARKER MOUNT, 30' & 40'
25	SN2561		LOCK WASHER, 1 1/8" SPLIT TYPE MED, Y/D
26	SN1300		HEX NUT, 1 1/8"-7 FULL, GR 2, Y/D
27	SN7789		HEX BOLT, 3/4"-10 X 4" FULL THD, GR 5, Y/D
28	SNDR80019		U-BOLT, 3/4"-10 X 8 3/4" X 7 13/16" W, GR 5, Y/D
29	SN7451		MARKER CHAIN PIVOT, RIGHT
	SN7452		MARKER CHAIN PIVOT, LEFT
30	SN1243		JAM NUT, 3/4"-10 HEX, GR 2, Y/D
31	SN7788		CLEVIS
32	SN6282		HEX BOLT, 7/16"-14 X 3", GR 5, Y/D
33	SNDR10524		LOCK NUT, 7/16"-14 HEX NYLON INSERT, Y/D

NOTE: WHEN ORDERING HYDRAULIC CYLINDER COMPONENTS, BE SURE TO NOTE THE PART # AND THE CYLINDER PSI. (LOCATED ON THE CYLINDER DECAL) AS THEY CONTAIN DIFFERENT COMPONENTS. OLDER CYLINDERS WERE 2500 PSI. AND THE NEWER CYLINDERS ARE 3000 PSI. IDENTIFYING THE PART # OF THE CYLINDER IS EXTREMELY IMPORTANT WHEN ORDERING PARTS TO ENSURE PROPER OPERATION OF THE HYDRAULIC CYLINDER.

I0005669
PR: t05g30n06d0040

ROW MARKER HYDRAULICS ON MAIN FRAME



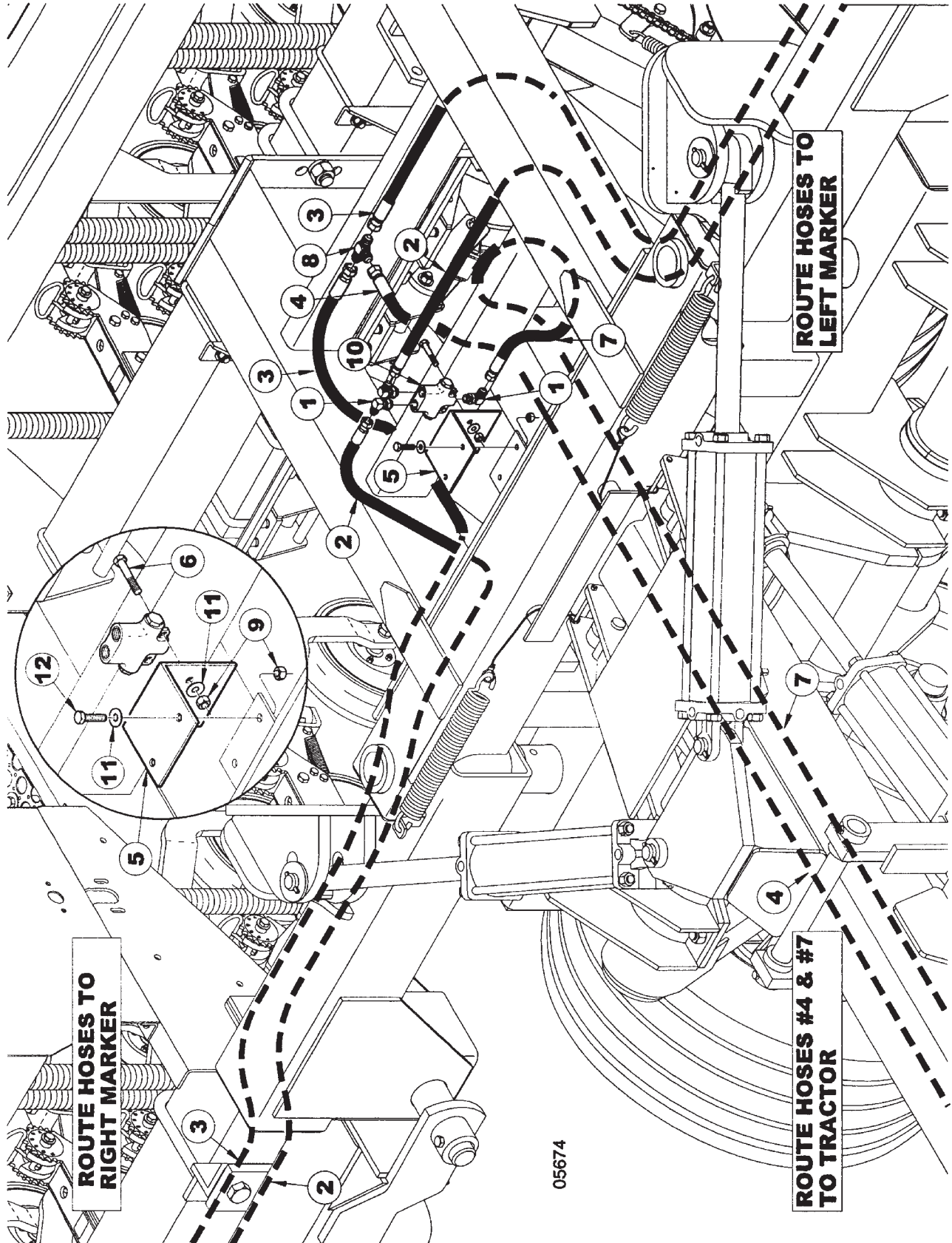
ROW MARKER HYDRAULICS ON MAIN FRAME

ITEM	NUMBER	QTY	DESCRIPTION
1	SN3253		HYDRAULIC COUPLER, MALE HALF
2	SN6177		MALE CONNECTOR, 9/16"-18 MF X 1/2-14 MPT
3	SN5302		PIPE CLAMP, 3/8" BOLT HOLE
4	SN4200011		HOSE, 1/4" X 200" L, 9/16"-18 F/ENDS (30' & 40')
5	SN2487		HEX BOLT, 3/8"-16 X 2 1/2", GR 5, Y/D
6	SN4112012		HOSE, 1/4" X 112"L,9/16"-18 M/F ENDS (30')
	SN4185012		HOSE, 1/4" X 185"L,9/16"-18 M/F ENDS (40')
7	SN4234011		HOSE, 1/4" X 234" L, 9/16"-18 F/ENDS (30' & 40')

WARNING
THESE PARTS ARE IMPORTANT TO THE SAFETY
OF THIS EQUIPMENT AND THOSE WHO OPERATE
IT. USE ONLY EXACT REPLACEMENT PARTS TO
PREVENT HYDRAULIC FAILURE. BEFORE
REPLACING THESE PARTS, REVIEW AND FOLLOW
THE INSTRUCTIONS IN THE SAFETY AND
OPERATING SECTIONS OF THIS MANUAL.

I0005673
PR: t05g30n06d0041

ROW MARKER HYDRAULICS ON THE CENTER
FRAME



05674

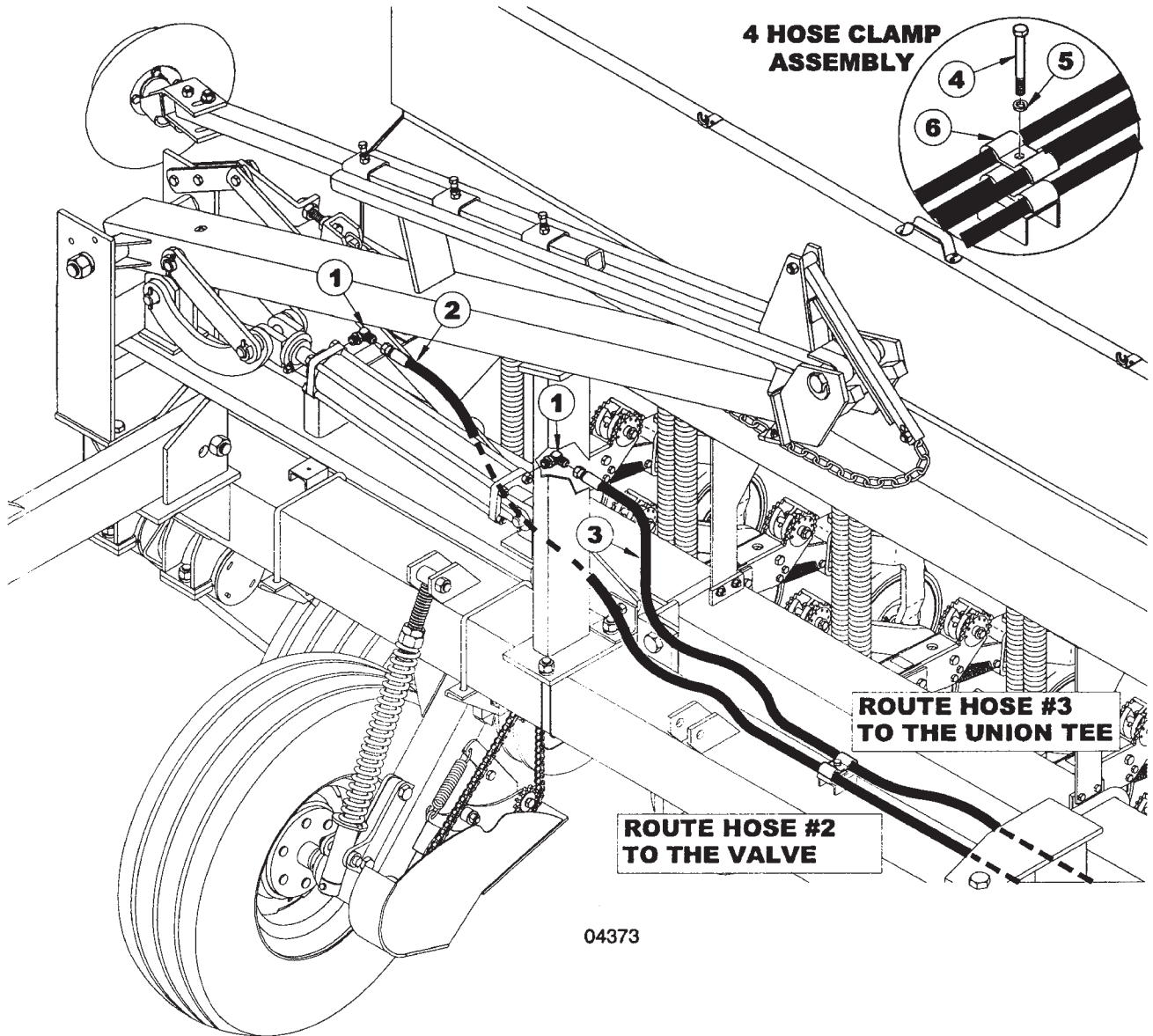
ROW MARKER HYDRAULICS ON THE CENTER
FRAME

ITEM	NUMBER	QTY	DESCRIPTION
1	SN6935		90 DEG STR THD ELBOW, 9/16"-18 MF X 3/4"-16 MOR
2	SN4200011		HOSE, 1/4" X 200" L, 9/16"-18 F/ENDS (30)
	SN4263011		HOSE, 1/4" X 263" L, 9/16"-18 F/ENDS (40)
3	SN4178011		HOSE, 1/4" X 178" L, 9/16"-18 F/ENDS (30)
	SN4240011		HOSE, 1/4" X 240" L, 9/16"-18 F/ENDS (40)
4	SN4200011		HOSE, 1/4" X 200" L, 9/16"-18 F/ENDS (30' & 40')
5	SNB1141		VALVE MOUNT
6	SN474		HEX BOLT, 3/8"-16 X 2", GR 5 Y/D
7	SN4234011		HOSE, 1/4" X 234" L, 9/16"-18 F/ENDS
8	SN7077		UNION TEE, 9/16"-18 MF
9	SN3567		LOCK NUT, 3/8"-16 HEX NYLON INSERT, GR 2, Y/D
10	SNDR56006		VALVE, 3/4-16 OR SEQUENCE
11	SN317		FLAT WASHER, 3/8", Y/D
12	SN178		HEX BOLT, 3/8"-16 X 1", GR 5, Y/D

WARNING
THESE PARTS ARE IMPORTANT TO THE SAFETY
OF THIS EQUIPMENT AND THOSE WHO OPERATE
IT. USE ONLY EXACT REPLACEMENT PARTS TO
PREVENT HYDRAULIC FAILURE. BEFORE
REPLACING THESE PARTS, REVIEW AND FOLLOW
THE INSTRUCTIONS IN THE SAFETY AND
OPERATING SECTIONS OF THIS MANUAL.

I0005674
PR: t05g30n06d0042

WING FRAME ROW MARKER HYDRAULICS



04373

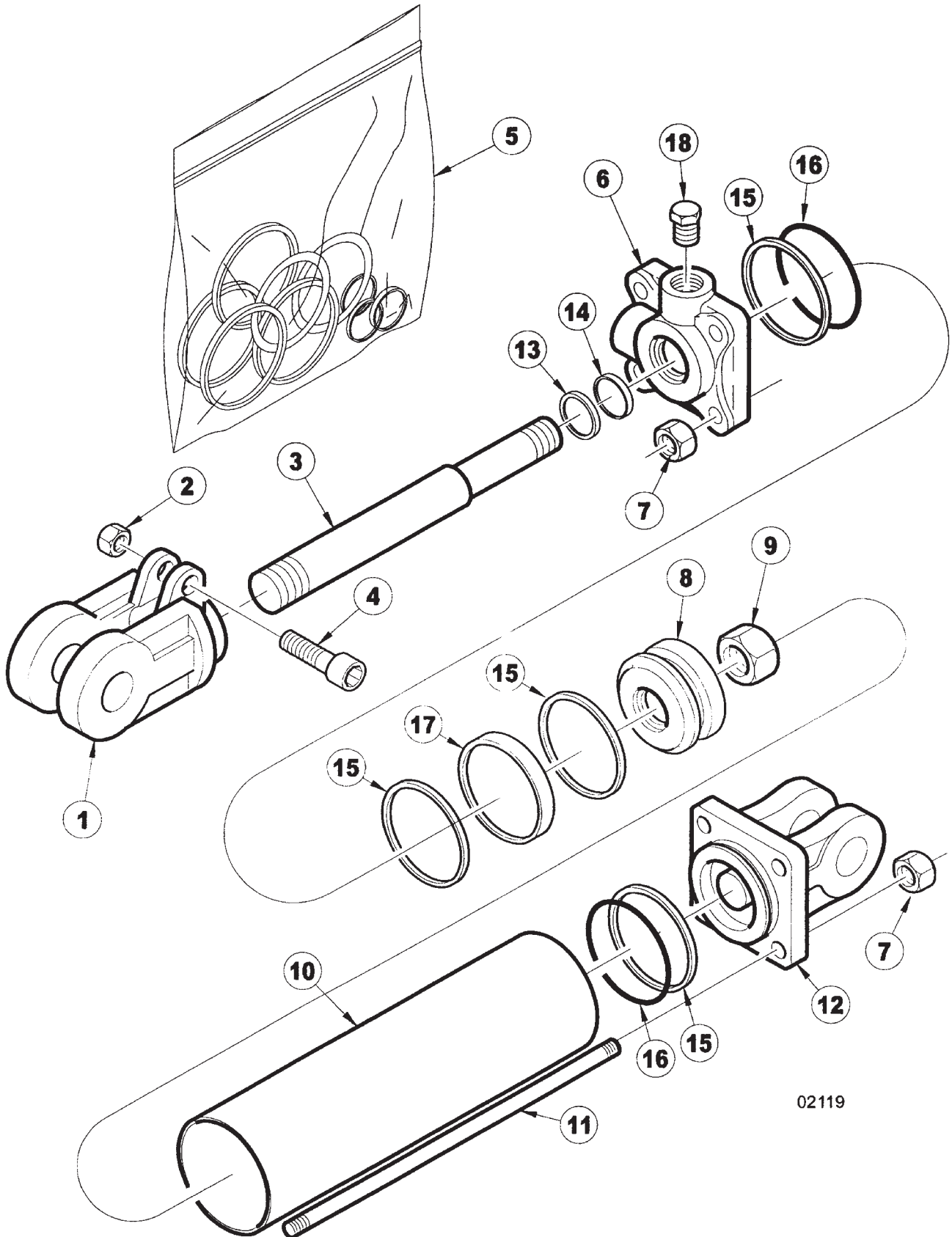
WING FRAME ROW MARKER HYDRAULICS

ITEM	NUMBER	QTY	DESCRIPTION
1	SN6935		90 DEG STR THD ELBOW, 9/16"-18 MF X 3/4"-16 MOR
2	SN4200011		HOSE, 1/4" X 200" L, 9/16"-18 F/ENDS (30)
	SN4263011		HOSE, 1/4" X 263" L, 9/16"-18 F/ENDS (40)
3	SN4178011		HOSE, 1/4" X 178" L, 9/16"-18 F/ENDS (30)
	SN4240011		HOSE, 1/4" X 240" L, 9/16"-18 F/ENDS (40)
4	SN2487		HEX BOLT, 3/8"-16 X 2 1/2", GR 5, Y/D
5	SN176		LOCK WASHER, 3/8" SPLIT TYPE MED, Y/D
6	SN5302		PIPE CLAMP, 3/8" BOLT HOLE

WARNING
THESE PARTS ARE IMPORTANT TO THE SAFETY
OF THIS EQUIPMENT AND THOSE WHO OPERATE
IT. USE ONLY EXACT REPLACEMENT PARTS TO
PREVENT HYDRAULIC FAILURE. BEFORE
REPLACING THESE PARTS, REVIEW AND
FOLLOW THE INSTRUCTIONS IN THE SAFETY
AND OPERATING SECTIONS OF THIS MANUAL.

I0004373
PR: t05g30n06d0043

3" X 20" HYDRAULIC CYLINDER (6633R)
VERSION 1, PRIOR TO 8/28/03

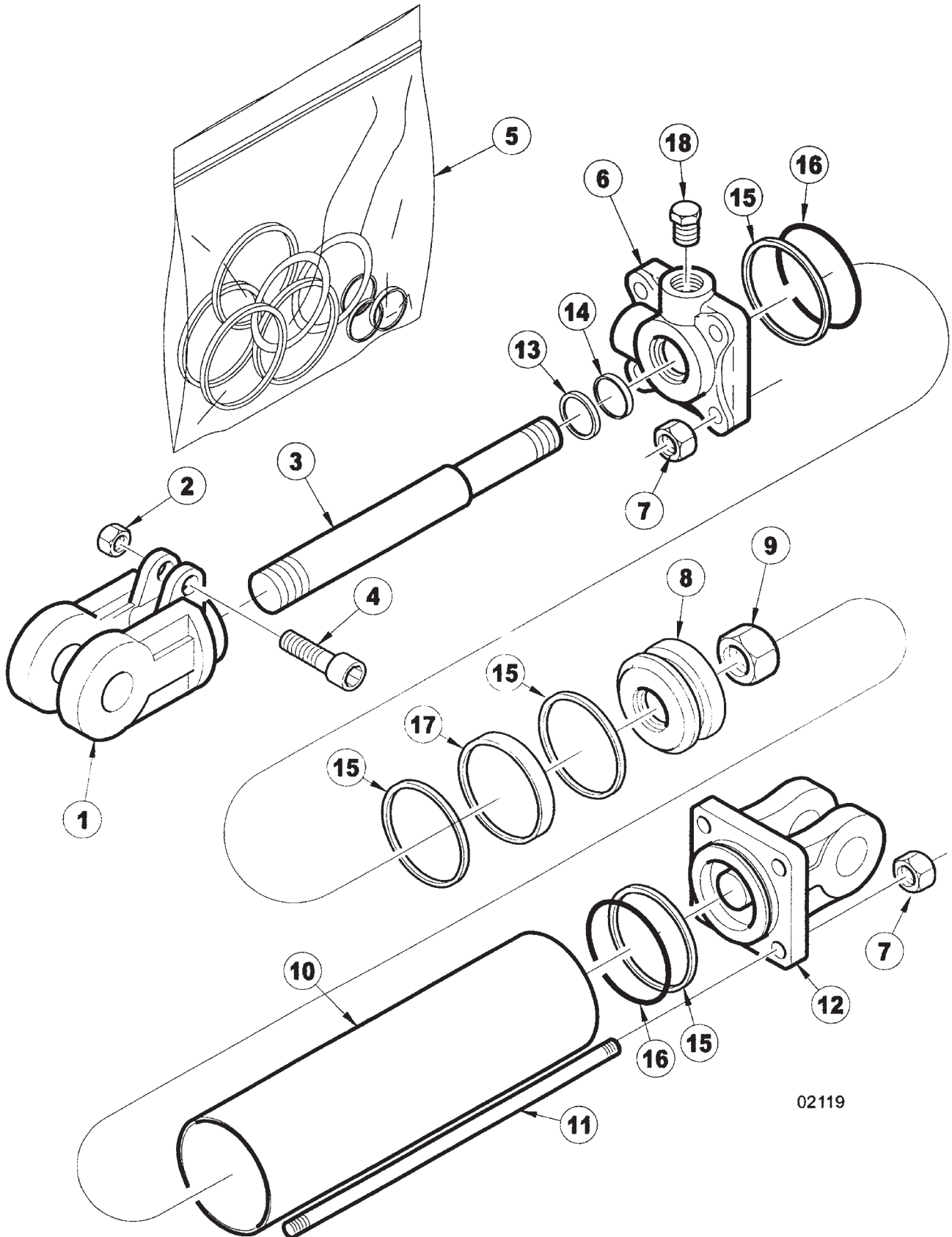


ITEM	NUMBER	QTY	DESCRIPTION
1	SN8610-1		CLEVIS, 1 1/4" THREADS, 1" PIN W/BUSHING, CROSS
2	SN8671-1		CAPSCREW NUT, 5/16" THREADS CROSS
3	SN8878-1		ROD, 1 1/4" DIA, 20" CROSS
4	SN8631-1		CAPSCREW, CROSS
5	SN8762-1		SEAL KIT, 3", 1 1/4" ROD, CROSS
6	SN8722-10		HEAD, 3", 1 1/4" ROD, CROSS (ORB)
7	SN8866-1		TIE ROD NUT, 1/2"-13 UNC CROSS
8	SN8711-1		PISTON, 3" W/3/4" HOLE CROSS
9	SN8681-1		PISTON NUT, 3/4" CROSS
10	SN8806-1		TUBE, 3" X 20" CROSS
11	SN8872-1		TIE ROD BOLT, 3" X 20", CROSS
12	SN8701-10		BASE, 3" (ORB) CROSS
13			* WIPER
14			* U-CUP
15			* BACKUP
16			* O-RING
17			* TEFLON RING
18	SN4458		PLUG, 3/4"-16 MOR

NOTE: * AVAILABLE IN THE SEAL KIT ONLY
WHEN ORDERING HYDRAULIC CYLINDER
COMPONENTS, BE SURE TO NOTE THE PART #
AND THE CYLINDER PSI. (LOCATED ON THE
CYLINDER DECAL) AS THEY CONTAIN
DIFFERENT COMPONENTS. OLDER CYLINDERS
WERE 2500 PSI. AND NEWER CYLINDERS ARE
3000 PSI. IDENTIFYING THE PART # OF THE
CYLINDER IS EXTREMELY IMPORTANT WHEN
ORDERING PARTS TO ENSURE PROPER
OPERATION OF THE HYDRAULIC CYLINDER.

I0002119
PR: t05g30n06d0044

3" X 20" HYDRAULIC CYLINDER (12024R)
VERSION 2, 8/28/03 & LATER



02119

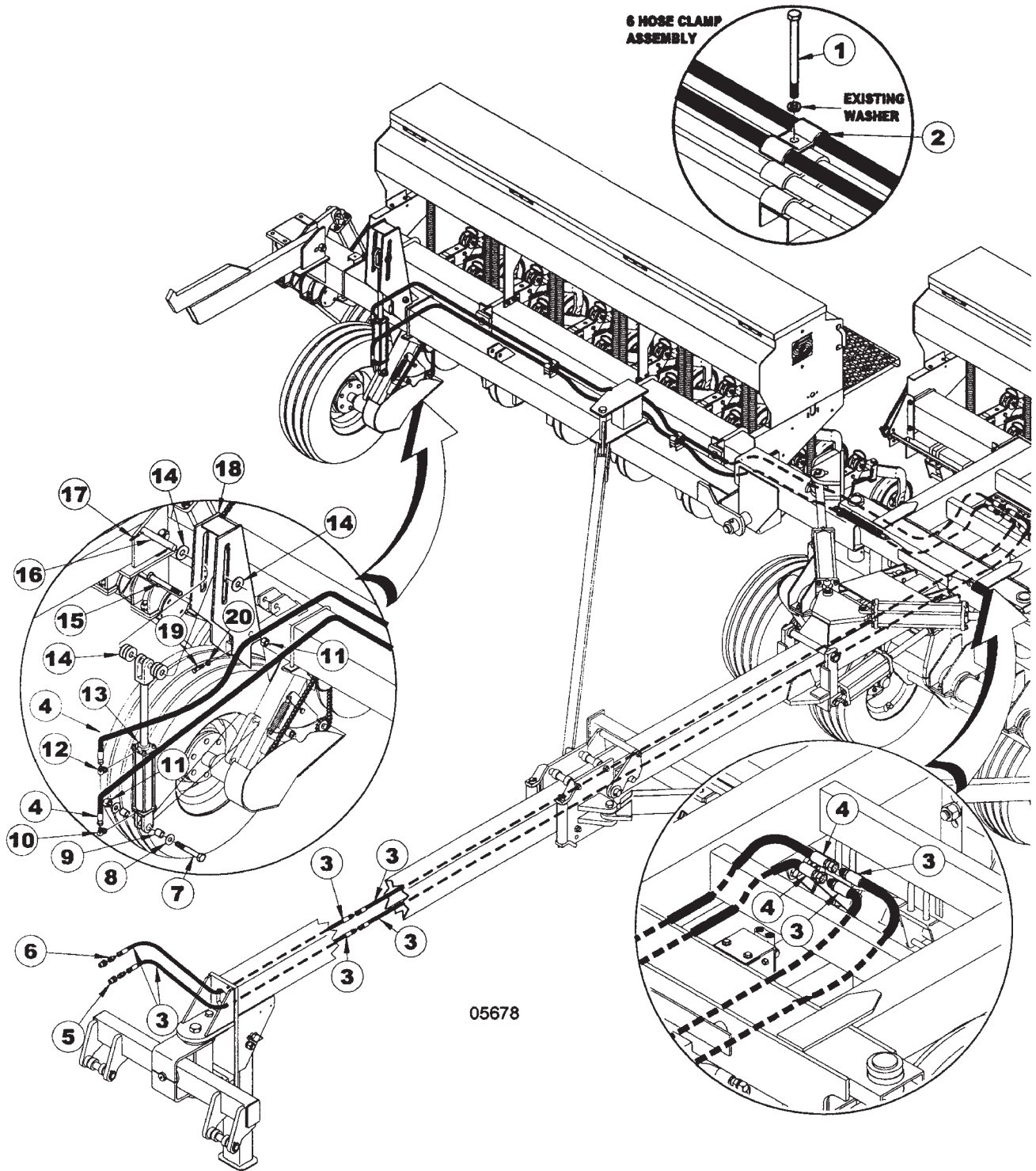
3" X 20" HYDRAULIC CYLINDER (12024R)
VERSION 2, 8/28/03 & LATER

ITEM	NUMBER	QTY	DESCRIPTION
1	SN8610-1		CLEVIS, 1 1/4" THREADS, 1" PIN W/BUSHING, CROSS
2	SN8671-1		CAPSCREW NUT, 5/16" THREADS CROSS
3	SN12022		ROD, 1 1/4" DIA, 20" CROSS
4	SN8631-1		CAPSCREW, CROSS
5	SN8939-1		SEAL KIT, 3", 1 1/4" ROD, CROSS
6	SN8931-10		HEAD, 3", 1 1/4" ROD, CROSS (ORB)
7	SN8866-1		TIE ROD NUT, 1/2"-13 UNC CROSS
8	SN8937-1		PISTON, 3" W/3/4" HOLE, CROSS
9	SN8681-1		PISTON NUT, 3/4" CROSS
10	SN12021		TUBE, 3" X 20" CROSS
11	SN12023		TIE ROD BOLT, 3" X 20", CROSS
12	SN8938-10		BASE, 3" (ORB) CROSS
13			* WIPER
14			* U-CUP
15			* BACKUP
16			* O-RING
17			* TEFLON RING
18	SN4458		G, 3/4"-16 MOR

NOTE: *AVAILABLE IN THE SEAL KIT ONLY.
WHEN ORDERING HYDRAULIC CYLINDER
COMPONENTS, BE SURE TO NOTE THE PART #
AND THE CYLINDER PSI. (LOCATED ON THE
CYLINDER DECAL) AS THEY CONTAIN
DIFFERENT COMPONENTS. OLDER CYLINDERS
WERE 2500 PSI. AND NEWER CYLINDERS ARE
3000 PSI. IDENTIFYING THE PART # OF THE
CYLINDER IS EXTREMELY IMPORTANT WHEN
ORDERING PARTS TO ENSURE PROPER
OPERATION OF THE HYDRAULIC CYLINDER.

I0002119
PR: t05g30n06d0045

HYDRAULIC SHUT-OFF ASSEMBLY



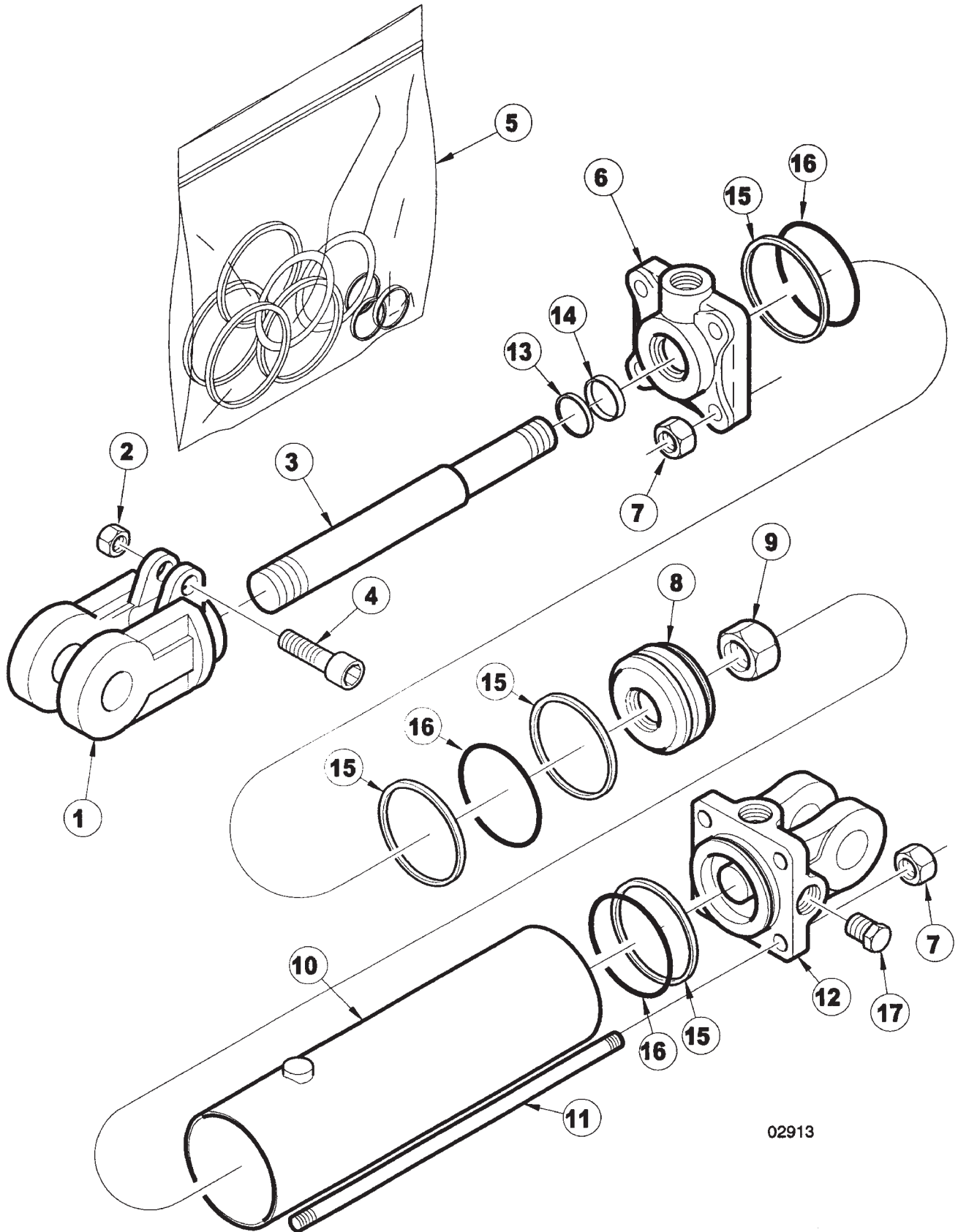
ITEM	NUMBER	QTY	DESCRIPTION
1	SN3806		HEX BOLT, 3/8"-16 X 3", GR 5, Y/D
2	SN5302		PIPE CLAMP, 3/8" BOLT HOLE
3	SN4155012		HOSE, 1/4" X 155"L,9/16"-18 M/F ENDS (30)
	SN4188012		HOSE,1/4" X 188" L,9/16"-18 M/F ENDS (40)
4	SN4196011		HOSE, 1/4" X 196" L, 9/16"-18 F/ENDS (30)
	SN4248011		HOSE, 1/4" X 248" L, 9/16"-18 F/ENDS (40)
5	SN3253		HYDRAULIC COUPLER, MALE HALF
6	SN6177		MALE CONNECTOR, 9/16"-18 MF X 1/2-14 MPT
7	SN1675		HEX BOLT, 3/4"-10 X 4 1/2", GR 5, Y/D
8	SN893		FLAT WASHER, 3/4" Y/D
9	SN9250		SPACER, 1.00"OD X .760"ID,1"L
10	SN6991		90 DEG STR THD ELBOW, 9/16"-18 MF X 3/4"-16 MOR W/1/32" REST
11	SNHEN3410		LOCK NUT, 3/4" HEX NYLON
12	SN6935		90 DEG STR THD ELBOW, 9/16"-18 MF X 3/4"-16 MOR
13	SNDR55002		CYLINDER, 2 1/2" X 8" (20 1/4" CPC) ORB CROSS (*VERSION 1, PRIOR TO 6/23/03)
	SN12051		CYLINDER, 2 1/2" X 8" (20 1/4" CPC) CROSS, 3000 PSI (*VERSION 2, 6/23/03 & LATER)
14	SN245		FLAT WASHER, 1" WIDE RIM, Y/D
15	SN916		HEX BOLT, 3/4"-10 X 6", GR 5, Y/D
16	SN5252		PIN, 1" X 6 9/16" (5 1/4") Y/D
17	SN3164		ROLL PIN, 5/16" X 2" SPIRAL MEDIUM DUTY, Y/D
18	SN9249		HYDRAULIC SHUT OFF TOWER
19	SN1823		HEX BOLT, 1/2"-13 X 1 1/4", GR 5, Y/D
20	SN159		JAM NUT, 1/2"-13, GR 2, Y/D

NOTE: WHEN ORDERING HYDRAULIC CYLINDER COMPONENTS, BE SURE TO NOTE THE PART # AND THE CYLINDER PSI. (LOCATED ON THE CYLINDER DECAL) AS THEY CONTAIN DIFFERENT COMPONENTS. OLDER CYLINDERS WERE 2500 PSI. AND THE NEWER CYLINDERS ARE 3000 PSI. IDENTIFYING THE PART # OF THE CYLINDER IS EXTREMELY IMPORTANT WHEN ORDERING PARTS TO ENSURE PROPER OPERATION OF THE HYDRAULIC CYLINDER.

WARNING
THESE PARTS ARE IMPORTANT TO THE SAFETY OF THIS EQUIPMENT AND THOSE WHO OPERATE IT. USE ONLY EXACT REPLACEMENT PARTS TO PREVENT HYDRAULIC FAILURE. BEFORE REPLACING THESE PARTS, REVIEW AND FOLLOW THE INSTRUCTIONS IN THE SAFETY AND OPERATING SECTIONS OF THIS MANUAL.

I0005678
PR: t05g30n06d0046

2 1/2" X 8" CYLINDER (DR55002)
VERSION 1, PRIOR TO 6/23/03



02913

**9433 OPERATOR'S MANUAL
SERVICE PARTS**

101

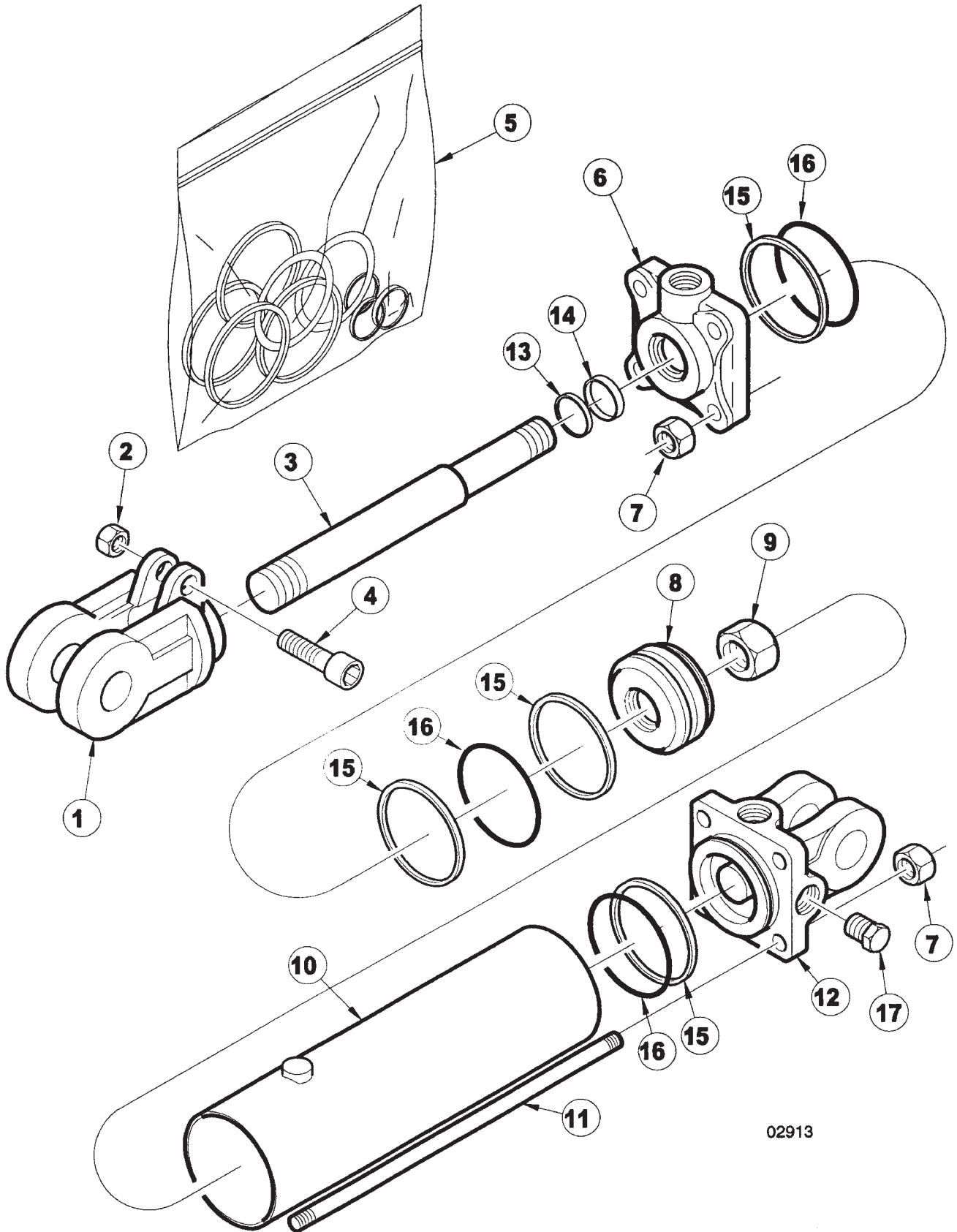
**2 1/2" X 8" CYLINDER (DR55002)
VERSION 1, PRIOR TO 6/23/03**

ITEM	NUMBER	QTY	DESCRIPTION
1	SN8629-1		CLEVIS, 1 1/16" THD, 1" PIN CROSS
2	SN8671-1		CAPSCREW NUT, 5/16" THREADS CROSS
3	SN8879-1		ROD, 1" DIA, 8" CROSS
4	SN8631-1		CAPSCREW, CROSS
5	SN8800-1		SEAL KIT, 2 1/2" X 8" CROSS
6	SN8721-10		HEAD, 2 1/2", 1" ROD, CROSS (ORB)
7	SN8864-1		TIE ROD NUT, 5/8" THREADS
8	SN8689-1		PISTON, 2 1/2"
9	SN8681-1		PISTON NUT, 3/4" CROSS
10	SN8809-1		TUBE, 2 1/2" X 8", CROSS
11	SN8870-1		TIE ROD BOLT, 2 1/2" X 8", CROSS
12	SN8690-10		BASE, 2 1/2" (ORB), 1" PIN CROSS
13			* WIPER
14			* U-CUP
15			* BACKUP
16			* O-RING
17	SN4458		PLUG, 3/4"-16 MOR

NOTE: * AVAILABLE IN THE SEAL KIT ONLY
WHEN ORDERING HYDRAULIC CYLINDER
COMPONENTS, BE SURE TO NOTE THE PART #
AND THE CYLINDER PSI. (LOCATED ON THE
CYLINDER DECAL) AS THEY CONTAIN
DIFFERENT COMPONENTS. OLDER CYLINDERS
WERE 2500 PSI. AND THE NEWER CYLINDERS
ARE 3000 PSI. IDENTIFYING THE PART # OF
THE CYLINDER IS EXTREMELY IMPORTANT WHEN
ORDERING PARTS TO ENSURE PROPER
OPERATION OF THE HYDRAULIC CYLINDER.

I0002913
PR: t05g30n06d0047

2 1/2" X 8" CYLINDER (12051R) VERSION 2,
6/23/03 & LATER

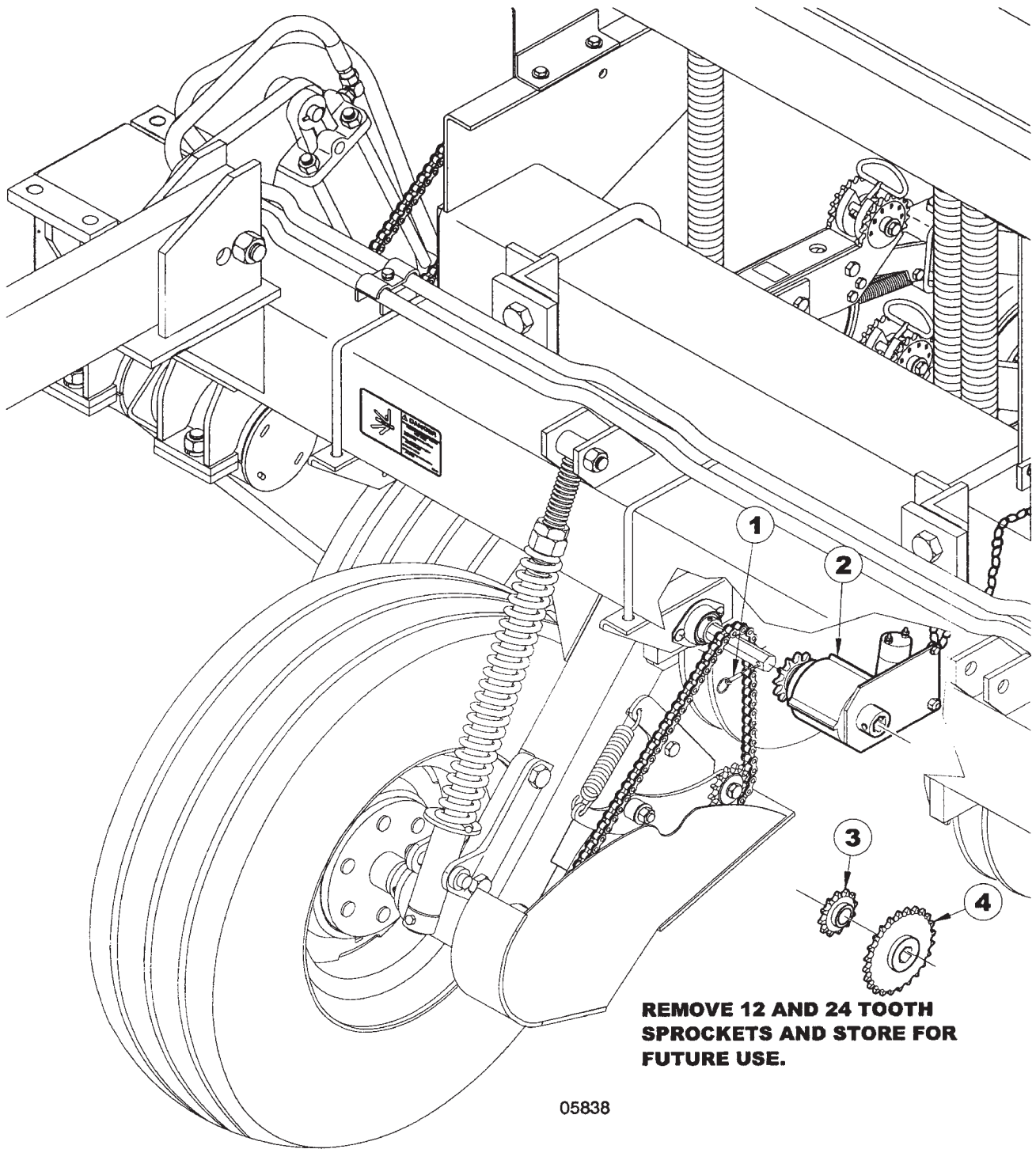


ITEM	NUMBER	QTY	DESCRIPTION
1	SN8629-1		CLEVIS, 1 1/16" THD, 1" PIN CROSS RINCE
2	SN8671-1		CAPSCREW NUT, 5/16" THREADS CROSS
3	SN8879-1		ROD, 1" DIA, 8" CROSS
4	SN8631-1		CAPSCREW, CROSS
5	SN8756-1		SEAL KIT, 2 1/2", 1 1/16" ROD, CROSS
6	SN8731-10		HEAD, 2 1/2", 1 1/16" ROD, CROSS (ORB)
7	SN8864-1		TIE ROD NUT, 5/8" THREADS
8	SN8714-1		PISTON, 2 1/2" W/3/4" HOLE, CROSS
9	SN8681-1		PISTON NUT, 3/4" CROSS
10	SN8809-1		TUBE, 2 1/2" X 8", CROSS
11	SN8870-1		TIE ROD BOLT, 2 1/2" X 8", CROSSING CROSS
12	SN8680-10		BASE, 2 1/2" (ORB), 1" PIN, CROSS
13			* WIPER
14			* U-CUP
15			* BACKUP
16			* O-RING
17	SN4458		PLUG, 3/4"-16 MOR

NOTE: *AVAILABLE IN THE SEAL KIT ONLY.
WHEN ORDERING HYDRAULIC CYLINDER
COMPONENTS, BE SURE TO NOTE THE PART #
AND THE CYLINDER PSI. (LOCATED ON THE
CYLINDER DECAL) AS THEY CONTAIN
DIFFERENT COMPONENTS. OLDER CYLINDERS
WERE 2500 PSI. AND NEWER CYLINDERS ARE
3000 PSI. IDENTIFYING THE PART # OF THE
CYLINDER IS EXTREMELY IMPORTANT WHEN
ORDERING PARTS TO ENSURE PROPER
OPERATION OF THE HYDRAULIC CYLINDER.

I0002913
PR: t05g30n06d0048

ELECTRIC CLUTCH KIT

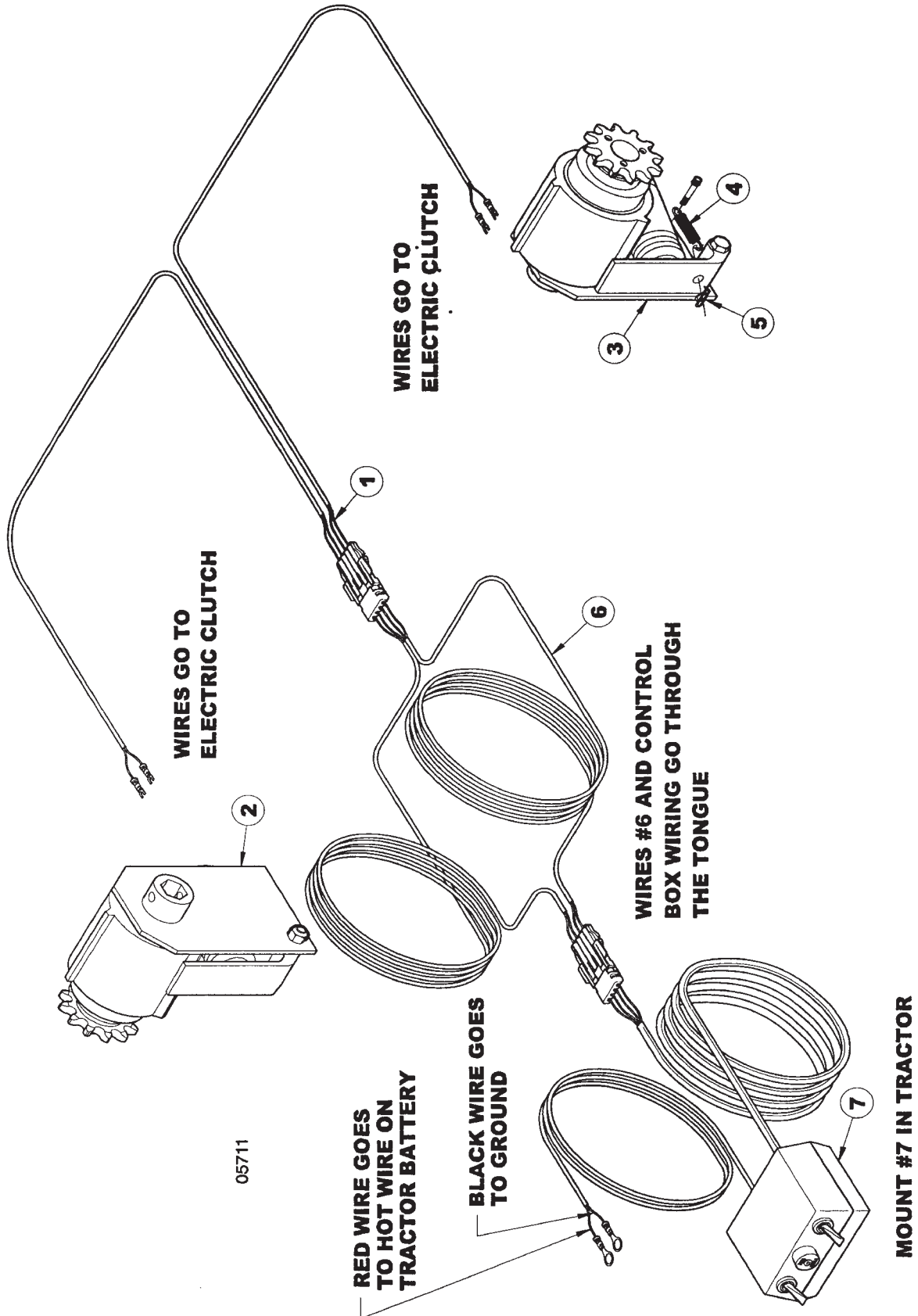


ELECTRIC CLUTCH KIT

ITEM	NUMBER	QTY	DESCRIPTION
1	SN9083		KLIK PIN, 1/4" DIA X 2 1/8"
2	SN10055		CLUTCH, RIGHT
	SN10056		CLUTCH, LEFT
3	SN9078		SPROCKET, 12 TOOTH, 7/8" HEX BORE
4	SN9079		SPROCKET, 24 TOOTH, 7/8" HEX BORE

I0005838
PR: t05g30n06d0049

ELECTRIC CLUTCH KIT ASSEMBLY

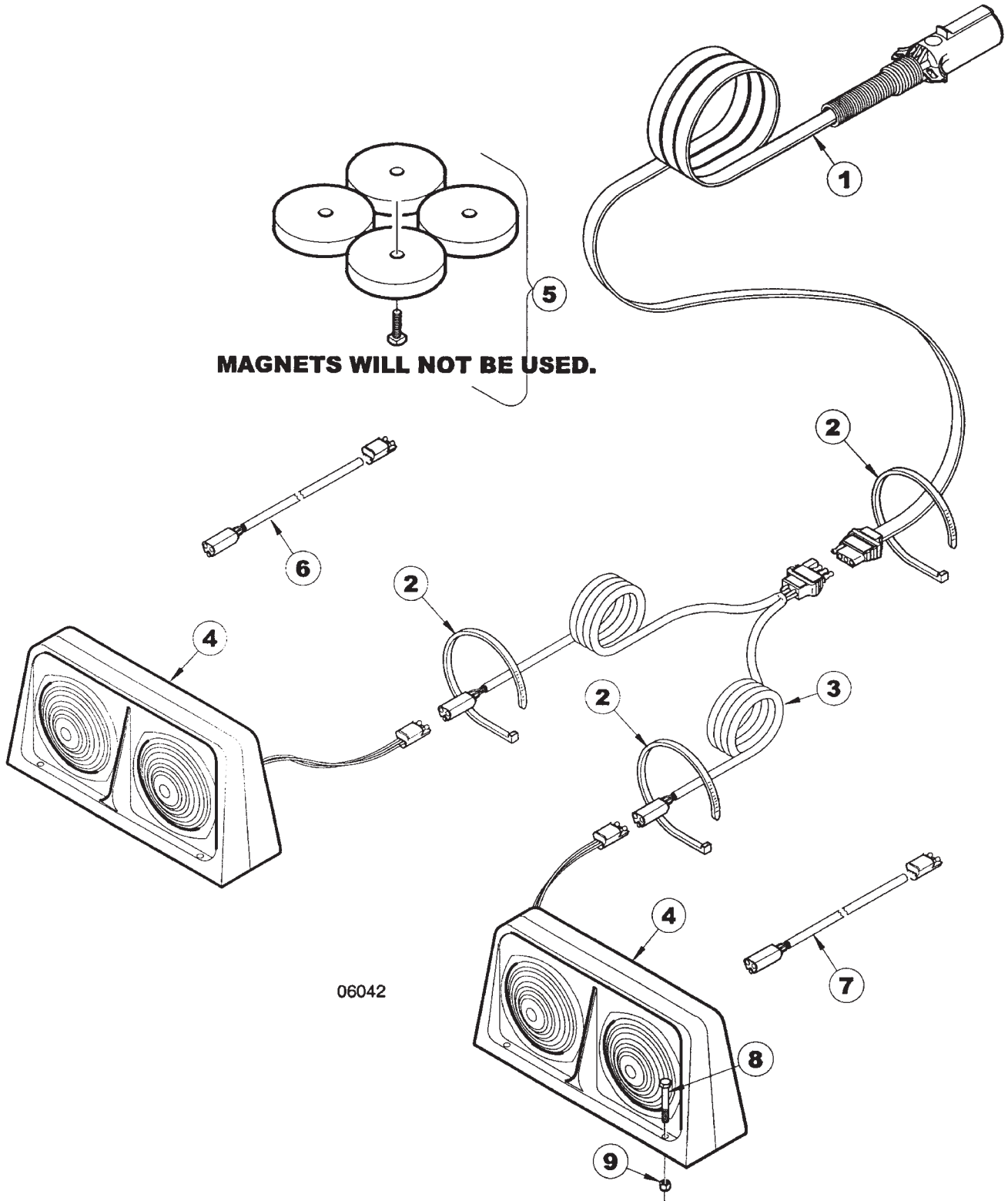


ELECTRIC CLUTCH KIT ASSEMBLY

ITEM	NUMBER	QTY	DESCRIPTION
1	SN10050		HARNESS, EXTENSION 20'
2	SN10055		CLUTCH, RIGHT
3	SN10056		CLUTCH, LEFT
4	SN10053		EXTENSION SPRING
5	SN10054		CLIP
6	SN10051		HARNESS, PLANTER
7	SN10052		CONTROL BOX ASSY
	SN9874		CLUTCH KIT, SINGLE
	SN9875		CLUTCH KIT, DOUBLE

I0005711
PR: t05g30n06d0050

LIGHT KIT ASSEMBLY



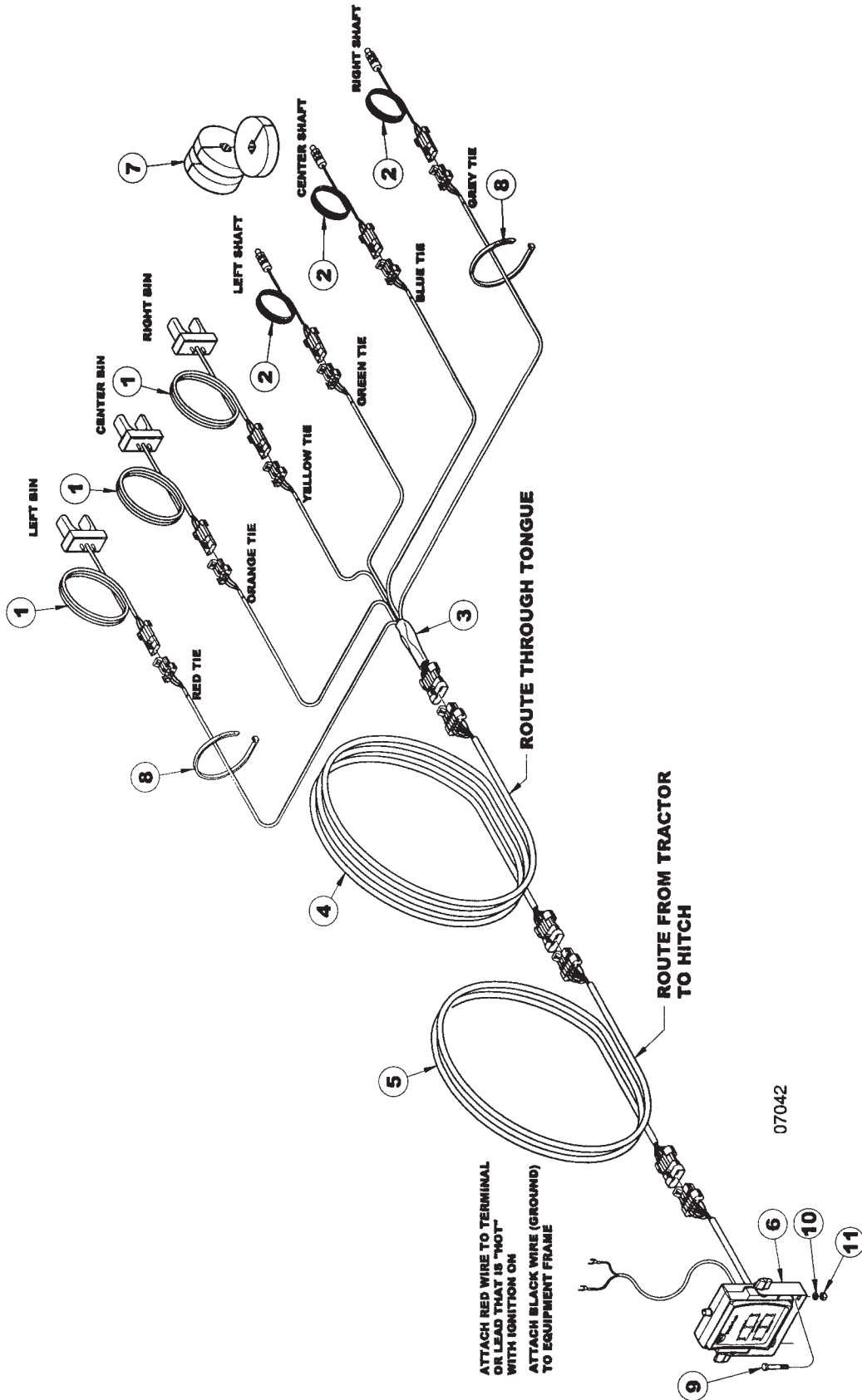
06042

LIGHT KIT ASSEMBLY

ITEM	NUMBER	QTY	DESCRIPTION
1	SN5846		HARNESS, 25' STR SEC, SHIELDED FESTOON CABLE W/CONNECTORS
2	SN2587		PLASTIC HOSE STRAP, 21 1/2" L
3	SN5847		HARNESS, 15' WISHBONE W/FLAT & TRIANGULAR CONNECTORS
4	SN5844		DUAL LAMP, AMBER FT/REAR & RED REAR, RIGHT
	SN5845		DUAL LAMP, AMBER FT/REAR & RED REAR, LEFT
5	SN5857		MAGNET KIT
6	SN5849		HARNESS, 5' EXTENSION W/TRIAN-GULAR CONNECTORS, LEFT
7	SN5848		HARNESS, 5' EXTENSION W/TRIAN-GULAR CONNECTORS, RIGHT
8	SN2750		HEX BOLT, 1/4"-20 X 1 1/4", GR 2, Y/D
9	SN3881		LOCK NUT, 1/4"-20 HEX NYLON INSERT, GR 2, Y/D
	SN5838		LIGHT KIT W/HARDWARE (INCLUDES ITEMS 1-5)

I0006042
PR: t05g30n06d0051

SHAFT & BIN LEVEL MONITOR KIT (OPTIONAL)

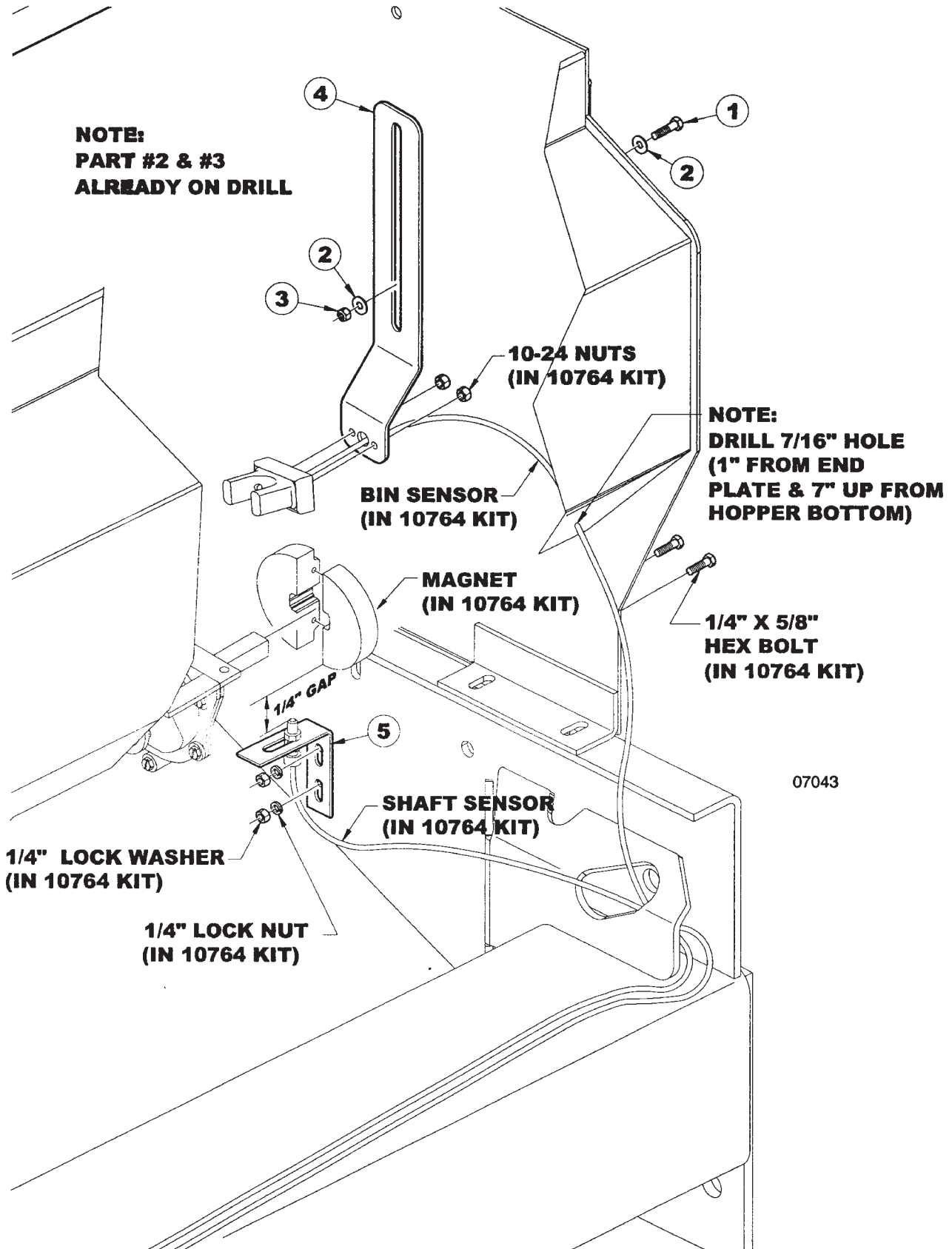


SHAFT & BIN LEVEL MONITOR KIT (OPTIONAL)

ITEM	NUMBER	QTY	DESCRIPTION
1			* BIN SENSOR & WIRING
2			* SHAFT SENSOR & WIRING
3			* MAIN HARNESS
4			* 25' 10 PIN EXTENSION
5			* 15' 10 PIN EXTENSION
6			* MONITOR
7			* MAGNETS
	SN10764		DRILL SHAFT/BIN MONITOR, 30'-40' (INCLUDES ITEMS 1-7)

I0007042
PR: t05g30n06d0052

**SHAFT & BIN LEVEL MONITOR MOUNTING
(OPTIONAL)**

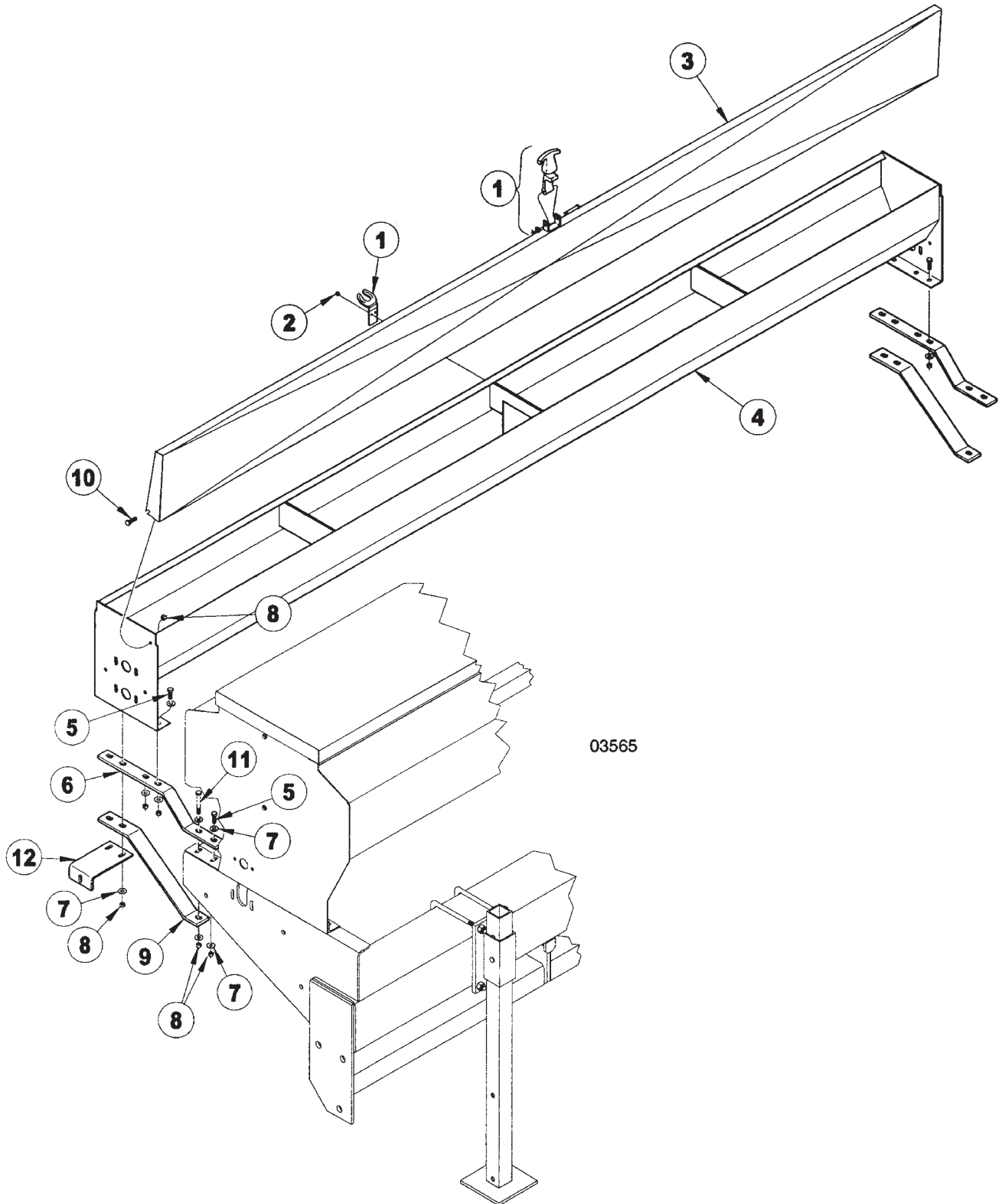


SHAFT & BIN LEVEL MONITOR MOUNTING
(OPTIONAL)

ITEM	NUMBER	QTY	DESCRIPTION
1	SN2568		HEX BOLT, 1/4"-20 X 3/4", GR 2 Y/D
2	SN506		FLAT WASHER, 1/4", Y/D
3	SN3881		LOCK NUT, 1/4"-20 HEX NYLON INSERT
4	SN10771		BRACKET, BIN SENSOR
5	SN10853		SHAFT, MONITOR MAGNET STRAP

I0007043
PR: t05g30n06d0053

GRASS SEEDER HOPPER ASSEMBLY (OPTIONAL)



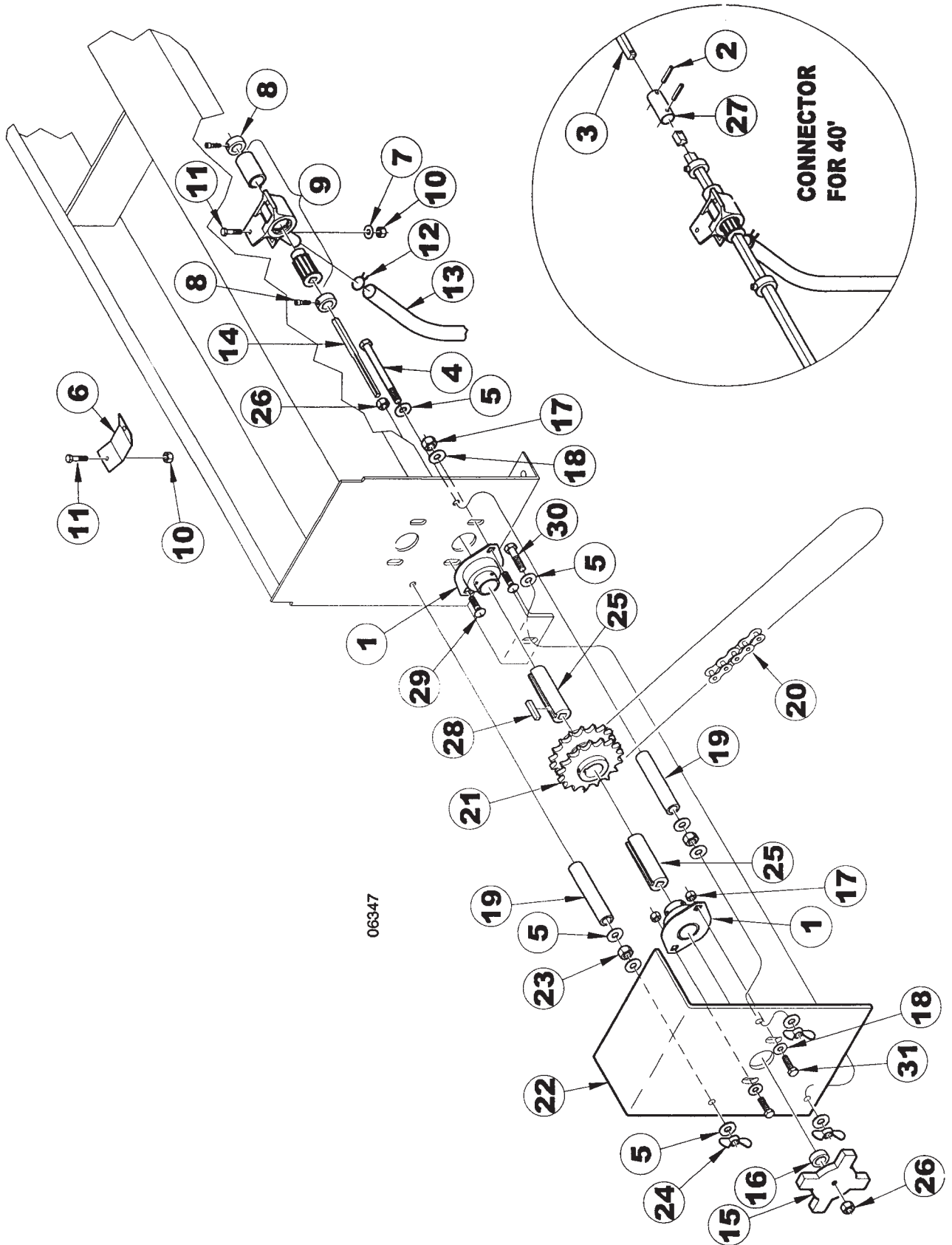
GRASS SEEDER HOPPER ASSEMBLY (OPTIONAL)

ITEM	NUMBER	QTY	DESCRIPTION
1	SNA0007		HOPPER LATCH ASSEMBLY
2	SNDR12034		RIVET, 3/16" X 1/4"
3	SNBP10065		HOPPER LID, 7 1/2' GRASS SEED (40')
	SNBP10076		HOPPER LID, 10' GRASS SEED (30' & 40')
4	SNBP10296		HOPPER BOX, 7 1/2' GRASS SEED (40')
	SNBP10074		HOPPER BOX, 10' GRASS SEED (30' & 40')
5	SN175		HEX BOLT, 3/8"-16 X 1 1/2", GR 5, Y/D
6	SNBP10030		BRACKET, UPPER GRASS
7	SN317		FLAT WASHER, 3/8", Y/D
8	SN3567		LOCK NUT, 3/8"-16 HEX NYLON INSERT, GR 2, Y/D
9	SNBP10031		BRACKET, LOWER GRASS
10	SN178		HEX BOLT, 3/8"-16 X 1", GR 5, Y/D
11	SNFK150221		HEX BOLT, 3/8"-16 X 5" GR 5, Y/D
12	SN7956		BRACKET, LOWER CHAIN GUARD

I0003565

PR: t05g30n06d0054

GRASS SEEDER SHAFT ASSEMBLY

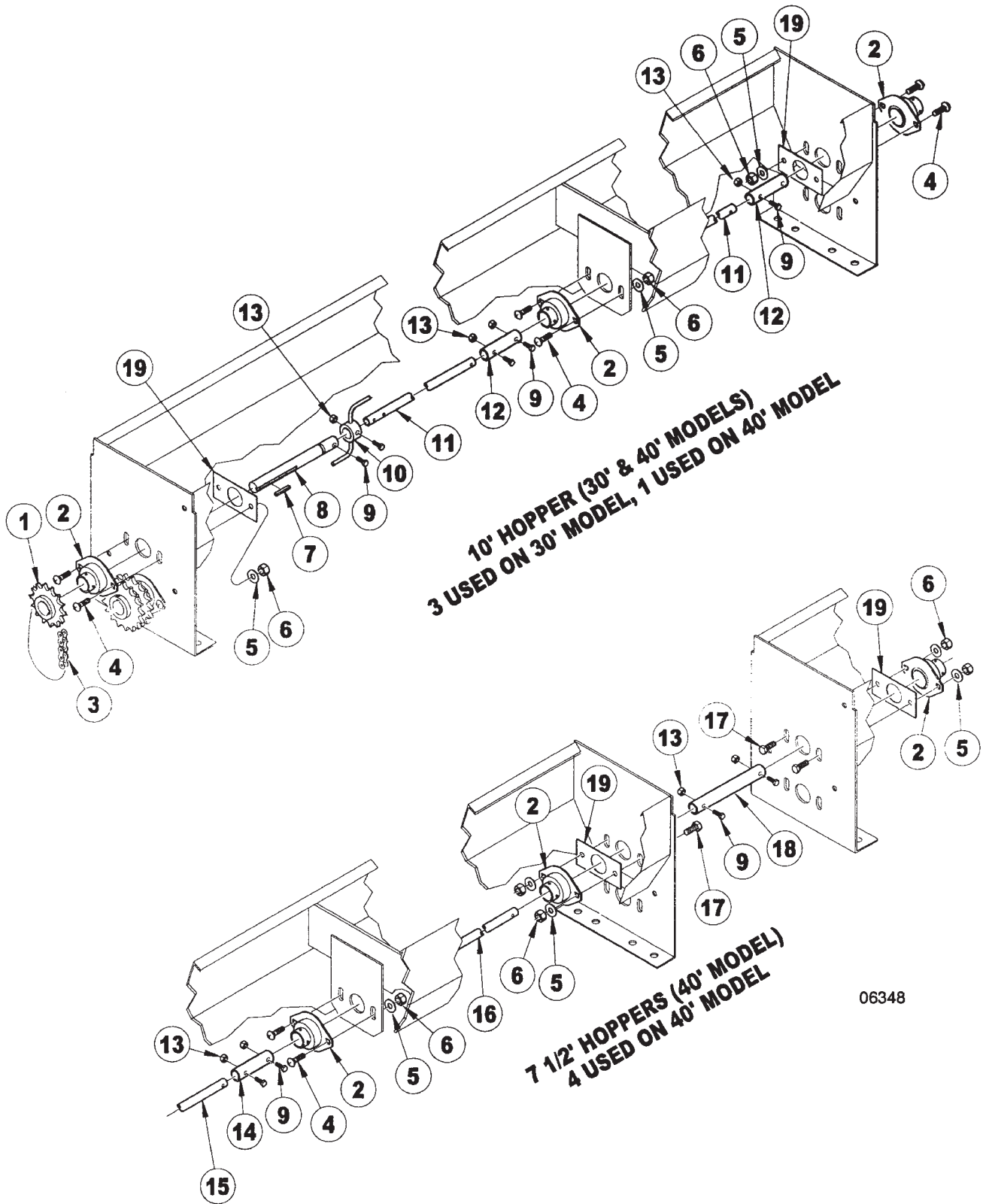


GRASS SEEDER SHAFT ASSEMBLY

ITEM	NUMBER	QTY	DESCRIPTION
1	SNDR30009		BEARING, 1" LFST
2	SNFK150189		ROLL PIN, 1/8" X 1 1/4" (40')
3	SN6694		SHAFT, 88 1/4", 3/8" SQ, Y/D (40')
4	SN7952		HEX BOLT, 3/8"-16 X 5 1/2",GR 5, Y/D
5	SN317		FLAT WASHER, 3/8", Y/D
6	SNBP10041		PLUG, SEED METER
7	SN506		FLAT WASHER, 1/4", Y/D
8	SNDR12006		LOCKING COLLAR, 9/16"
9	SNA0119		SEED METER ASSEMBLY, GRASS SEED
10	SN3881		LOCK NUT, 1/4"-20 HEX NYLON INSERT, GR 2, Y/D
11	SNDR10025		HEX BOLT, 1/4"-20 X 5/8", GR 5, Y/D
12	SNDR12003		CLAMP, GRASS SEED TUBE
13	SNDR20005		SEED TUBE, .875" OD X .625" ID.125" W, 48" L
14	SN6694		SHAFT, 88 1/4", 3/8" SQ, Y/D (40')
	SN7953		SHAFT, 96 1/2", 3/8" SQ, Y/D (40')
	SN7954		SHAFT, 126 1/2", 3/8" SQ, Y/D (30' & 40')
15	SNB1142		ADJUSTMENT KNOB, Y/D
16	SN6713		SPACER,1.00" OD X .563" ID,1" L,Y/D
17	SN6378		LOCK NUT, 5/16" HEX NYLON
18	SN6377		FLAT WASHER, 5/16" Y/D
19	SN7955R		SPACER, .750" OD X .437 ID, 4" L
20	SN6711		CHAIN, 48 1/8" W/HALF LINK NO. 50
21	SN6710		SPROCKET, DOUBLE (2) 17 TOOTH, 1" BORE #50 CHAIN
22	SN7957		CHAIN GUARD BEARING BRACKET, RIGHT GRASS SEEDER
	SN7958		CHAIN GUARD BEARING BRACKET, LEFT GRASS SEEDER
23	SN177		HEX NUT, 3/8"-16 FULL, GR 2, Y/D
24	SNDR10506		WING NUT, 3/8"-16, Y/D
25	SN6569		BUSHING, KEYED 1" OD X .380" SQ ID, 2 1/2" L, Y/D
26	SN159		JAM NUT, 1/2"-13, GR 2, Y/D
27	SN6695		CONNECTOR, METER SHAFT (3/8")
28	SNDR41509		KEY, 1/4" X 1 1/4" SPROCKET
29	SN6376		CARRIAGE BOLT, 5/16"-18 X 1" GR 5, Y/D
30	SN3984		HEX BOLT, 3/8"-16 X 1 1/4",GR 5, Y/D
31	SN3722		HEX BOLT, 5/16"-18 X 1", GR 5, Y/D

I0006347
PR: t05g30n06d0055

GRASS SEEDER AGITATOR ASSEMBLY

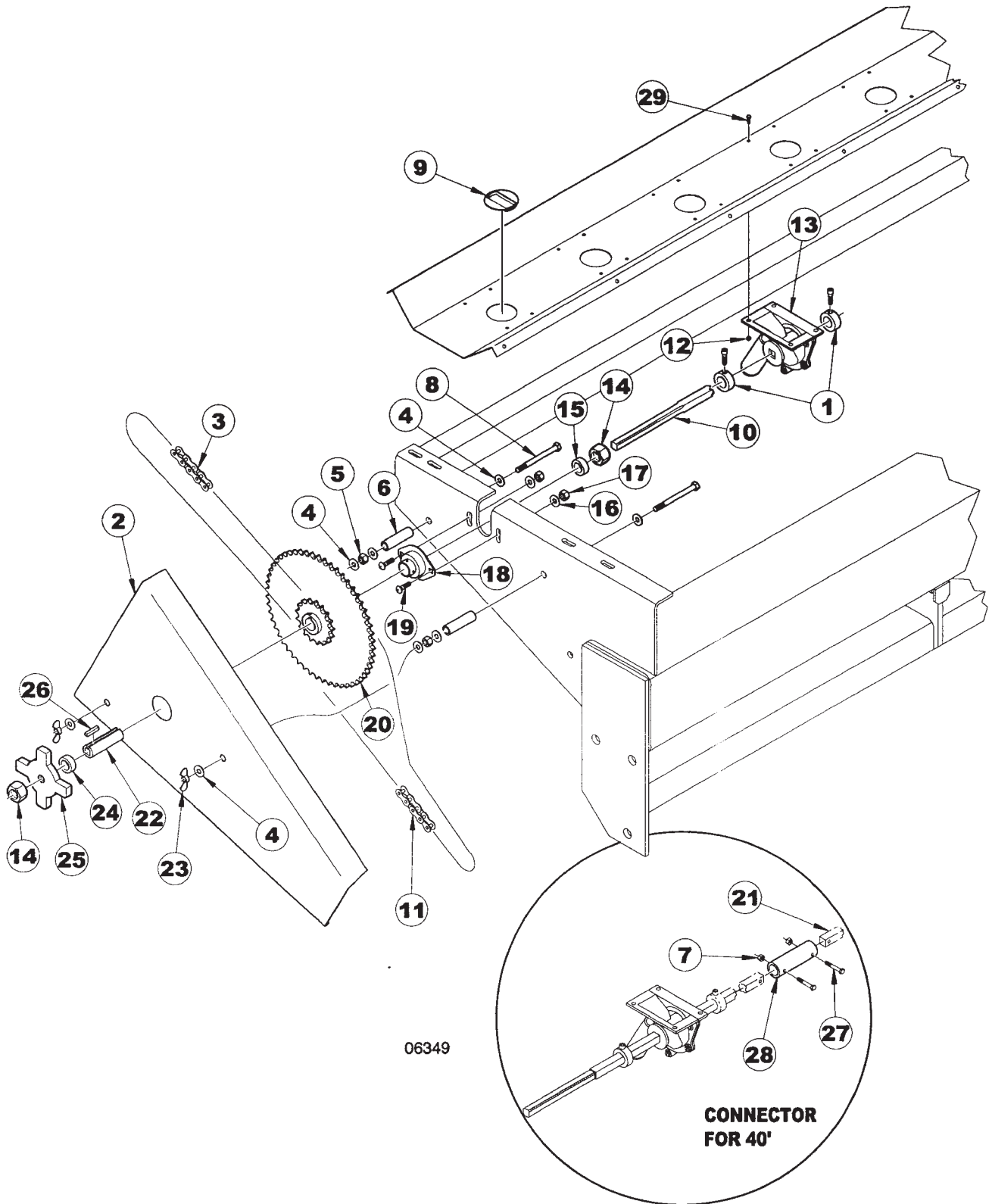


GRASS SEEDER AGITATOR ASSEMBLY

ITEM	NUMBER	QTY	DESCRIPTION
1	SN6714		SPROCKET, 14 TOOTH, 1" BORE #50 CHAIN
2	SNDR30009		BEARING, 1" LFST
3	SN6709		CHAIN, 16 7/8" NO. 50
4	SN6376		CARRIAGE BOLT, 5/16"-18 X 1" GR 5, Y/D
5	SN6377		FLAT WASHER, 5/16" Y/D
6	SN6378		LOCK NUT, 5/16" HEX NYLON
7	SNDR41509		KEY, 1/4" X 1 1/4" SPROCKET
8	SN6699		AGITATOR SHAFT, 7 3/8", Y/D
9	SN2486		HEX BOLT, 1/4"-20 X 1 1/2", GR 2, Y/D
10	SN6703		AGITATOR
11	SN6696		AGITATOR SHAFT, 55 1/2"
12	SN6701		AGITATOR CONNECTOR, 5 1/8", Y/D
13	SN3881		LOCK NUT, 1/4"-20 HEX NYLON INSERT , GR 2, Y/D
14	SN6702		AGITATOR CONNECTOR, 3 3/4", Y/D
15	SN6697		AGITATOR SHAFT, 43 3/8"
16	SN6698		AGITATOR SHAFT, 40 1/16"
17	SN3722		HEX BOLT, 5/16"-18 X 1", GR 5, Y/D
18	SN6700		AGITATOR CONNECTOR, 7 1/2", Y/D
19	SN7459		BEARING PLATE, AGITATOR

I0006348
PR: t05g30n06d0056

DRILL SHAFT ASSEMBLY WHEN USING GRASS
SEEDER



06349

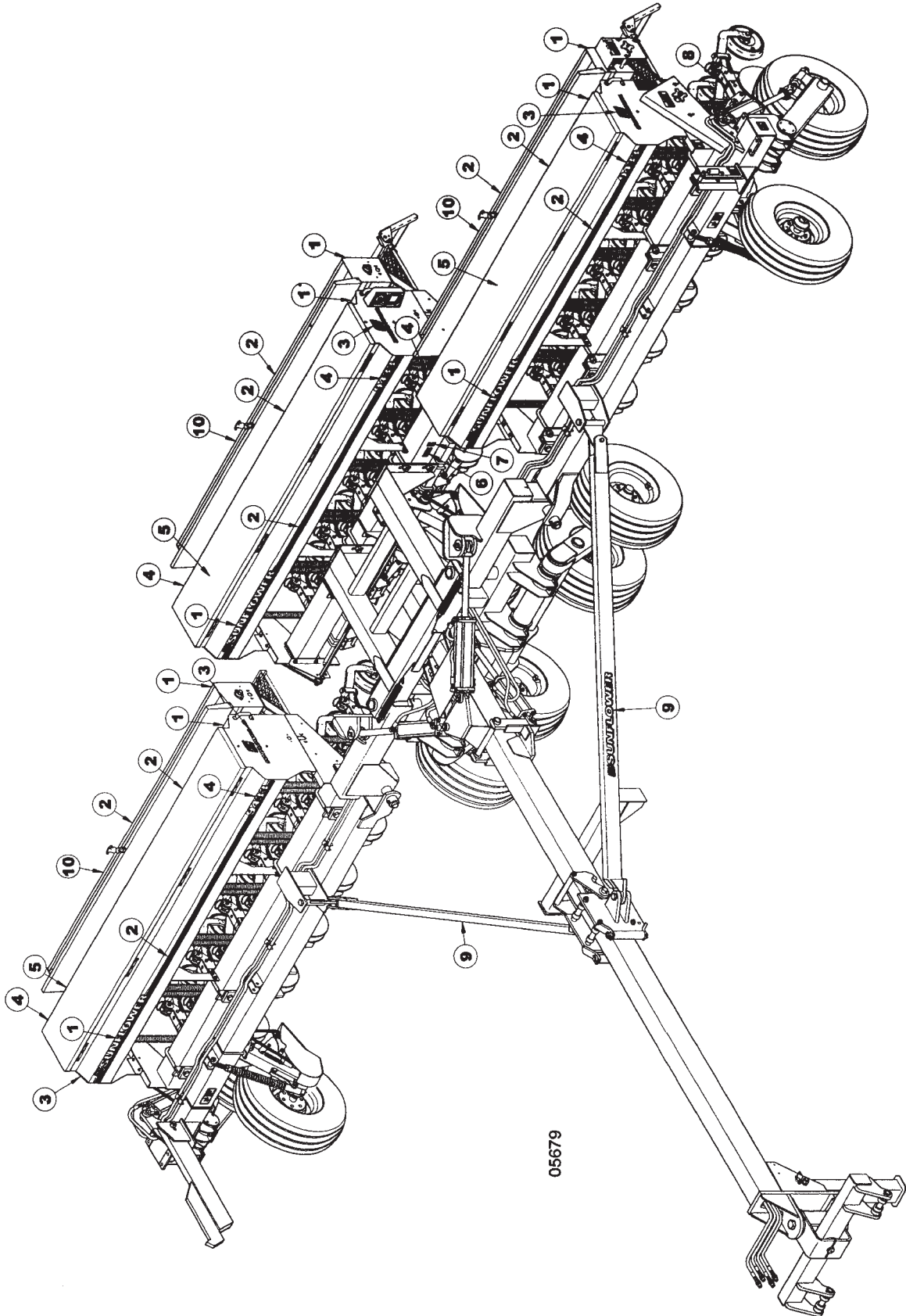
CONNECTOR
FOR 40'

DRILL SHAFT ASSEMBLY WHEN USING GRASS
SEEDER

ITEM	NUMBER	QTY	DESCRIPTION
1	SN6581		LOCKING COLLAR, 1 1/2" OD X .6325 SQ. W/CAP SCREW
2	SN9190		CHAIN GUARD, RIGHT
	SN9191		CHAIN GUARD, LEFT
3	SN6711		CHAIN, 48 1/8" W/HALF LINK NO. 50
4	SN317		FLAT WASHER, 3/8", Y/D
5	SN177		HEX NUT, 3/8"-16 FULL, GR 2, Y/D
6	SNB2620		SPACER, .750" OD X .500" ID, .125" WALL, 2 5/8" L
7	SN3881		LOCK NUT, 1/4"-20 HEX NYLON INSERT, GR 2, Y/D
8	SNDR10026		HEX BOLT, 3/8"-16 X 4" GR 5, Y/D
9	SNDR12017		PLUG, SEED METER
10	SNB1598		SHAFT, 94", 5/8" SQ, Y/D
	SN9188		SHAFT, 124 3/4", 5/8" SQ, Y/D
11	SN9176		CHAIN, 79 3/8" L NO. 50
12	SN10326		NUT, 10-24 UNC HEX HEAD W/LOCKWASHER
13	SNA0012		SEED METER ASSEMBLY
14	SN1243		JAM NUT, 3/4"-10 HEX, GR 2, Y/D
15	SN6704		SPACER, 1.250"OD X .875"ID, .188" W, 3/4" L
16	SN6377		FLAT WASHER, 5/16" Y/D
17	SN6378		LOCK NUT, 5/16" HEX NYLON
18	SNDR30009		BEARING, 1" LFST
19	SN6376		CARRIAGE BOLT, 5/16"-18 X 1" GR 5, Y/D
20	SN6707		SPROCKET, DOUBLE (1) 54 TOOTH (1)17 TOOTH, 1" BORE #50 CHAIN
21	SNB1599		SHAFT, 88 1/4", 5/8" SQ, Y/D
22	SNDR41506		BUSHING, KEYED 1.000"OD X .630"SQ ID, 3 1/4" L, Y/D
23	SNDR10506		WING NUT, 3/8"-16, Y/D
24	SNBT10275		SPACER, 1.250" OD X .781" ID, .234" WALL, 15/32" L, Y/D
25	SNB1540		ADJUSTMENT KNOB, Y/D
26	SNDR41506		BUSHING, KEYED 1.000"OD X .630"SQ ID, 3 1/4" L, Y/D
27	SN1550		HEX BOLT, 1/4"-20 X 2", GR 2 Y/D
28	SN9189		CONNECTOR, METER SHAFT, 5" L
29	SN9076		HEX BOLT, NO. 10-24 X 1/2",GR 2, Y/D

I0006349
PR: t05g30n06d0057

DECAL PLACEMENT



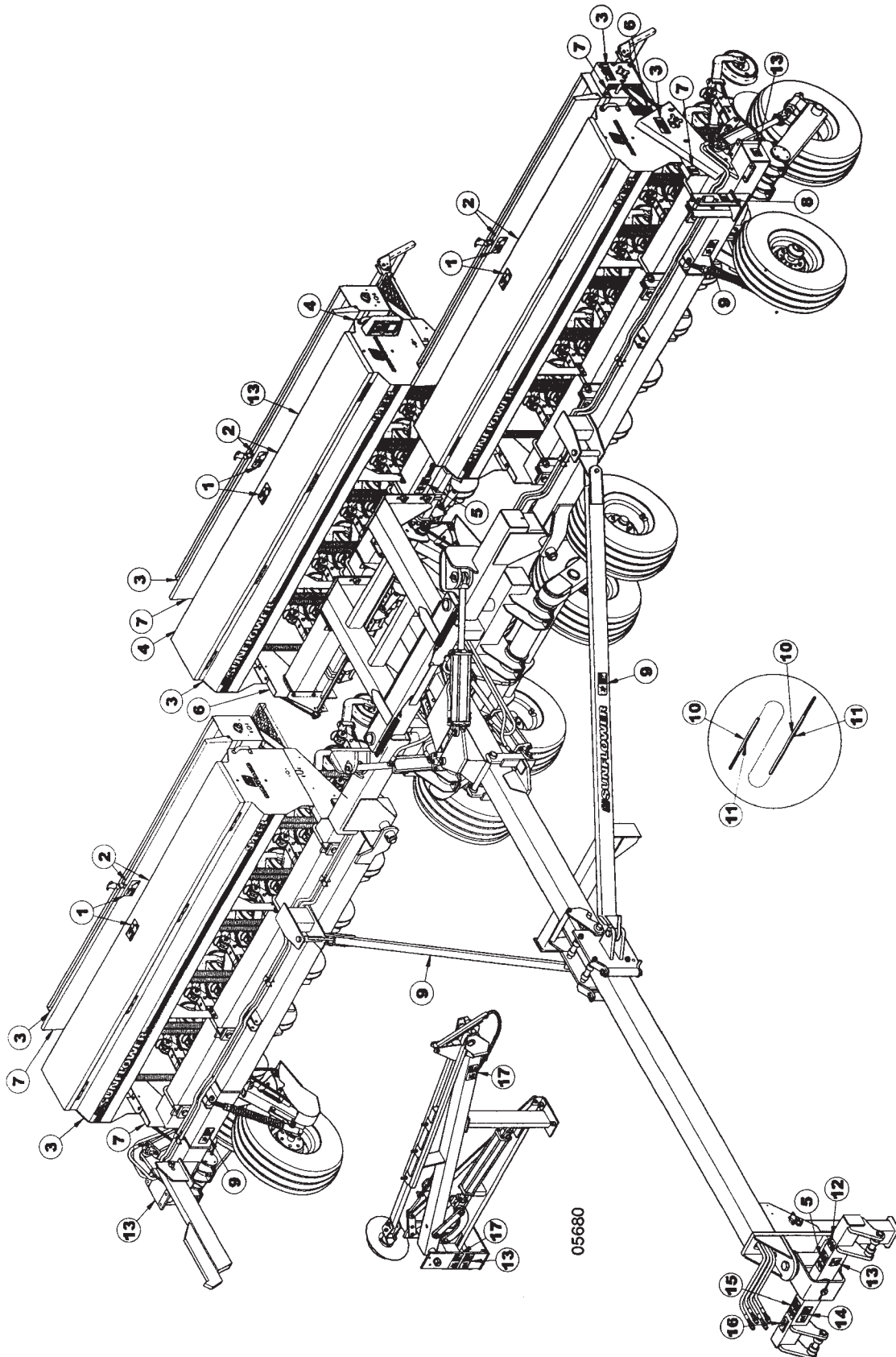
05679

DECAL PLACEMENT

ITEM	NUMBER	QTY	DESCRIPTION
1	SN997701		3 1/2" X 36 1/2" L SUNFLOWER/GRAIN DRILL DECAL
2	SN997707		STRIPE, 2 1/8" X 76" L, YELLOW/BLACK
3	SN997708		SUNFLOWER DECAL - END PANEL
4	SN997706		9433 DECAL
5	SN997327		SEED CHART DECAL, GRAIN DRILL
6			SERIAL NUMBER PLATE
7	SN997246		FEMA DECAL
8	SN997459		PATENT DECAL, #5,626,196
9	SN997002		SUNFLOWER DECAL
10	SN997326		SEED CHART DECAL, GRASS SEED

I0005679
PR: t05g30n06d0058

SAFETY SIGN PLACEMENT



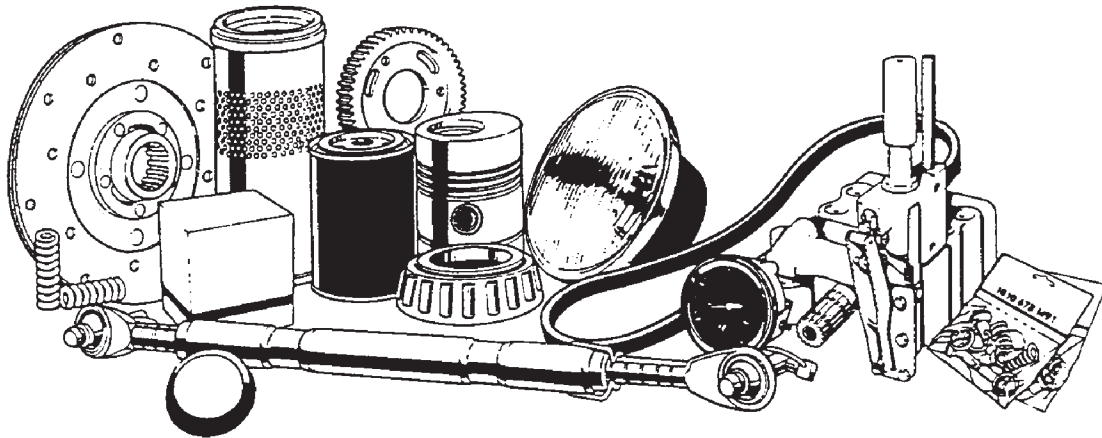
SAFETY SIGN PLACEMENT

ITEM	NUMBER	QTY	DESCRIPTION
1	SN997320		WARNING - FALLING HAZARD
2	SN997325		WARNING - CHEMICAL HAZARD
3	SN997319		WARNING - MOVING PART HAZARD
4	SN997040		RED REFLECTIVE TAPE
5	SN997043		READ OPERATORS MANUAL
6	SN997041		AMBER REFLECTIVE TAPE
7	SN997321		WARNING - GUARD MISSING
8	SN997313		CAUTION - INSTALL LOCK PINS BEFORE TRANSPORTING
9	SN997322		DANGER - FRAME PINCH POINT
10	SN997339		RED REFLECTIVE TAPE, 1/2" X 3" L
11	SN997340		YELLOW REFLECTIVE TAPE, 1/2" X 3" L
12	SN997318		WARNING - 20 MPH MAX TRANSPORT SPEED
13	SN997408		TRANSPORTING HAZARD
14	SN997323		DANGER - ELECTROCUTION HAZARD
15	SN997311		HIGH PRESSURE FLUID HAZARD
16	SN997052		SYSTEMS MUST BE BLED OF AIR
17	SN997324		DANGER - OVERHEAD MARKER HAZARD

I0005680
PR: t05g30n06d0059

RECOMMENDED DEALER STOCK

RECOMMENDED DEALER'S STOCK



RECOMMENDED DEALER STOCK

ITEM	NUMBER	QTY	DESCRIPTION
-	SN7773	1	14" BLADE, 4 BOLT, .138" THICK .78"
-	SN3686	1	8 BOLT HUB ASSEMBLY (30') (INCLUDES
-	SN6943	1	ACREMETER, 9.5L X 40'
-	SNDR41518	1	ACREMETER, 9.5L/11L-15 X 30'
-	SNB1540	1	ADJUSTMENT KNOB, Y/D
-	SNFK310062	1	BEARING (JLM506849) (40')
-	SN776	1	BEARING (L44643)
-	SN1935	1	BEARING (LM501349) (40')
-	SN1606	1	BEARING (LM67048) (30')
-	SN3683	1	BEARING(LM603049) (30')
-	SN7446	1	CHAIN, 5/16" PROOF, 109 1/8" L
-	SN7445	1	CHAIN, 5/16" PROOF, 78 3/4" L
-	SN10056	1	CLUTCH, LEFT
-	SN10055	1	CLUTCH, RIGHT
-	SN10052	1	CONTROL BOX ASSY
-	SN7040	1	DEPTH LOCK, ALL PURPOSE, Y/D
-	SN5844	1	DUAL LAMP, AMBER FT/REAR & RED REAR,
-	SN5845	1	DUAL LAMP, AMBER FT/REAR & RED REAR,
-	SN7779	1	DUST CAP, 1.986" OD X .032" TH Y/D
-	SN1610	1	DUST CAP, 2.448" OD, Y/D (30')
-	SNFK340162	1	DUST CAP, 3.125" OD, Y/D (40')
-	SNFK800384	1	EIGHT BOLT HUB ASSY. (40') (INCLUDES
-	SN7780	1	FOUR BOLT HUB W/CUPS & ZERK
-	SN5847	1	HARNESS, 15' WISHBONE W/FLAT &
-	SN5846	1	HARNESS, 25' STR SEC, SHIELDED FESTOON
-	SN5848	1	HARNESS, 5' EXTENSION W/TRIAN-GULAR
-	SN5849	1	HARNESS, 5' EXTENSION W/TRIAN-GULAR
-	SN10050	1	HARNESS, EXTENSION 20'
-	SN10051	1	HARNESS, PLANTER
-	SN3302	1	HEX NUT, 1"-14 FULL SLOTTED GR 2, PLAIN
-	SN7778	1	HEX NUT, 1"-14 SLOTTED .531" TH GR 2,
-	SNA0007	1	HOPPER LATCH ASSEMBLY
-	SN6581	1	LOCKING COLLAR, 1 1/2" OD X 7/8" ID X
-	SN7781	1	MARKER ARM DEPTH BAND
-	SNFK310063	1	RACE (JLM506810) (40')
-	SN777	1	RACE (L44610)
-	SN1936	1	RACE (LM501310) (40')
-	SN3684	1	RACE (LM603011) (30')
-	SN1605	1	RACE (LM67010) (30')
-	SN2566	1	S.M.V. SOCKET
-	SNFK310064	1	SEAL, 8-BOLT (40')
-	SN7775	1	SEAL, SINGLE LIP
-	SN3300	1	SIX BOLT HUB ASSEMBLY W/3301 SEAL
-	SNBT10258	1	SMV BRACKET
-	SN7001	1	SMV EMBLEM

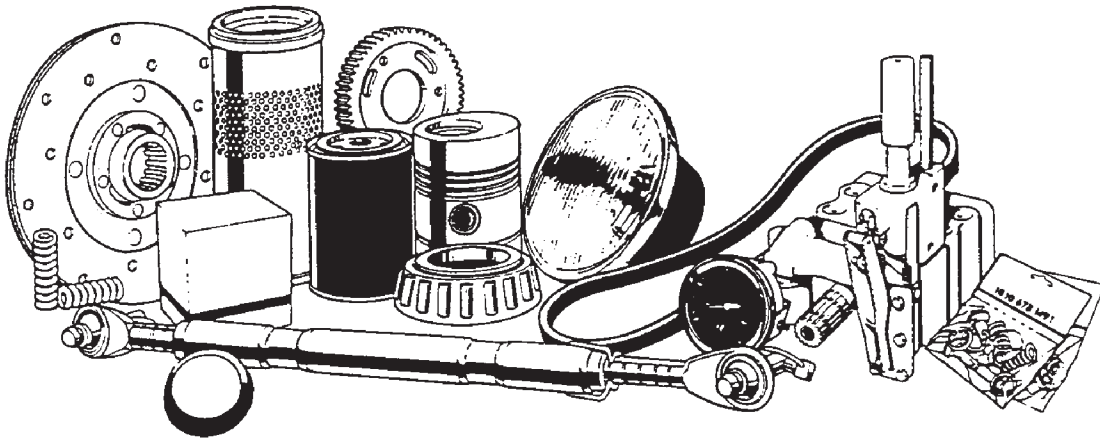
NOTE: THIS PARTS STOCK LIST
INDICATES THOSE ITEMS RECOMMENDED
TO SERVICE ONE UNIT.

CONTINUED

RDL
PR: t05g30n06d0060

RECOMMENDED DEALER STOCK

RECOMMENDED DEALER'S STOCK



RECOMMENDED DEALER STOCK

ITEM	NUMBER	QTY	DESCRIPTION
-	SN7825	1	SPINDLE, 1 1/4" X 8 5/8"(1"-14 UNS THD)
-	SN6555	1	SPINDLE, 2 3/4" X 14 47/64" L (30')
-	SN5621	1	SPINDLE, 2 3/4" X 15 5/16"L (40')
-	SN3298	1	SPINDLE, 2" X 11 1/4"
-	SN9136	1	SPINDLE, GAUGE WHEEL, 6 BOLT HUB
-	SN9708	1	SPRING, .162" WIRE DIA X 5" L EXTENS
-	SN7083	1	SPRING, .500" OD X .375" ID, 1 1/2" L
-	SN7198	1	SPRING, 1.250" OD X 1.020" ID, 6"
-	SN10296	1	SPRING, 2.1875" OD X 1.4375" ID X 15" L,
-	SN10325	1	SPRING,.105" WIRE DIA X 4 3/4" L
-	SN9077	1	SPROCKET, 10 TOOTH, 7/8" HEX BORE
-	SN9078	1	SPROCKET, 12 TOOTH, 7/8" HEX BORE
-	SN9079	1	SPROCKET, 24 TOOTH, 7/8" HEX BORE
-	SNDR40506	1	SPROCKET, 54 TOOTH, 1" BORE #50 CHAIN
-	SN3301	1	TRIPLE LIP SEAL (30')
-	SNDR56006	1	VALVE, 3/4-16 OR SEQUENCE
-	SNFK340165	1	WASHER, 1 1/16" ID X 2 1/8" OD X 1/4"
-	SN3303	1	WASHER, 1 1/32" ID X 1 3/4" ODX 1/8"
-	SNDR80011	12	WASHER, MACHINE
-	SN5201	2	BALL LOCK PIN, 3/8" X 3"
-	SNDR30022	2	BEARING, 1 1/2" BORE W/LOCK COLLAR
-	SNDR30009	2	BEARING, 1" LFST
-	SN9081	2	BEARING, 7/8" HEX BORE
-	SN5934	2	BUSHING, 1 1/4" OD X 1" ID, 5/8" L
-	SN7043	2	CLAMP BUSHING, 1" OD X .760"ID,.120" W,
-	SN9102	2	DEPTH CAM ASSY, ALL PURPOSE
-	SNB1127	2	DUST CAP
-	SNDR81044	2	HEX BOLT, 3/4"-10 LH X 2", GR 5, Y/D
-	SN1193	2	HEX BOLT, 3/8"-16 X 3/4",GR 5, Y/D
-	SN9083	2	KLIK PIN, 1/4" DIA X 2 1/8"
-	SN7024	2	L-BOLT, 5/8"-11 X 4 5/8" X 6 5/8", Y/D
-	SNDR12017	2	PLUG, SEED METER
-	SN10127	2	SCRAPER, OPENER LEFT
-	SN10126	2	SCRAPER, OPENER RIGHT
-	SN8800-1	2	SEAL KIT, 2 1/2" X 8" CROSS
-	SN8756-1	2	SEAL KIT, 2 1/2", 1 1/16" ROD, CROSS
-	SN8776-1	2	SEAL KIT, 3 3/4", 1 3/8" ROD, REPHASING
-	SN8762-1	2	SEAL KIT, 3", 1 1/4" ROD, CROSS
-	SN8939-1	2	SEAL KIT, 3", 1 1/4" ROD, CROSS
-	SN8799-1	2	SEAL KIT, 4 1/2", 1 1/2" ROD, CROSS
-	SN8951-1	2	SEAL KIT, 4 1/2", 1 1/2" ROD, CROSS
-	SN8780-1	2	SEAL KIT, 4 1/4", 1 3/8" ROD REPHASING
-	SN8789-1	2	SEAL KIT, 4", 1 1/2" ROD REPHASING CROSS
-	SN8612-1	2	SEAL KIT, 4", 1 1/2" ROD, CROSS
-	SN8781-1	2	SEAL KIT, 4", 1 3/8" ROD REPHASING CROSS

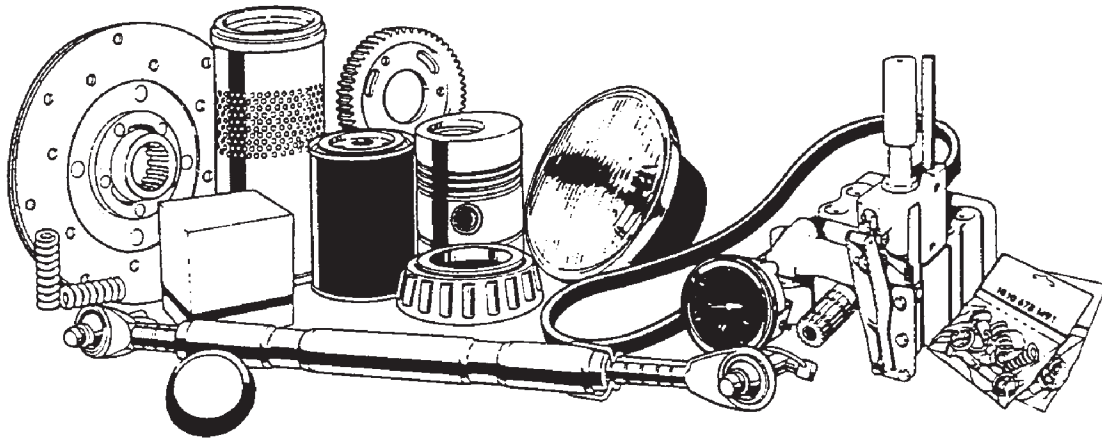
NOTE: THIS PARTS STOCK LIST
INDICATES THOSE ITEMS RECOMMENDED
TO SERVICE ONE UNIT.

CONTINUED

RDL
PR: t05g30n06d0060

RECOMMENDED DEALER STOCK

RECOMMENDED DEALER'S STOCK



RECOMMENDED DEALER STOCK

ITEM	NUMBER	QTY	DESCRIPTION
-	SNA0012	2	SEED METER ASSEMBLY
-	SN9937	2	SEED TUBE, ALL PURPOSE HEADS UP
-	SNDR20004	2	SEED TUBE, RUBBER
-	SN7026	2	SPRING, 1.6875" OD X 1.1635" ID,
-	SN10479	2	SPRING, 2.125"OD X 1.513"ID, 8 3/8" L,
-	SNDR80029	2	SPROCKET, IDLER
-	SN2355	2	STROKE CONTROL SEGMENTS,1 1/2" DIAMETER
-	SN7409	2	TIRE, 2" X 13" V-CROWN
-	SN7410	2	TIRE, 3" X 13" CENTER RIB
-	SN7407	2	TIRE, 3" X 13" DOUBLE RIB CLINCHER
-	SN7408	2	TIRE, 4" X 12" DOUBLE RIB
-	SN7070	2	U-BOLT, 1"-8 X 9" X 8 1/16" W, GR 5, Y/D
-	SN4843	2	U-BOLT, 1/2"-13 X 5 1/4" X 2 1/2"
-	SNDR80018	2	U-BOLT, 1/2"-13 X 8 1/4" X 7 5/8" W,
-	SNDR80019	2	U-BOLT, 3/4"-10 X 8 3/4" X 7 13/16" W,
-	SNDR11502	2	U-BOLT, 3/8"-16 X 2 5/8" X 3 1/2" W,
-	SNDR11507	2	U-BOLT, 7/16"-14 X 4" X 2 1/2"W,
-	SNDR80044	2	U-BOLT, 7/8"-9 X 8 3/4" X 7 15/16" W,
-	SN3564	2	WIRE LOCK PIN, 3/8" X 1 1/2"
-	SN7218	4	BEARING, 40MM
-	SNDR12011	4	CLAMP, SEED TUBE
-	SN2045	4	HEX BOLT, 1/2"-13 X 1 3/4", GR5, Y/D
-	SN2096	4	LOCK NUT, 1/2"-13 HEX NYLON INSERT
-	SN7201	4	SOIL CONTROL STRIP
-	SN7859	4	SUPPORT, SOIL CONTROL STRIP
-	SN3118	6	LUG BOLT, 9/16"-18 X 1 7/8" PRESS IN, PL
-	SN1611	6	LUG NUT, 1/2"-20, GR 5, 90 DEG TAPER,
-	SN3117	6	LUG NUT, 9/16"-18, GR 5, 90 DEG TAPER,
-	SN7784	6	SHOULDER BOLT, 1/2"-20 X 1 7/8" PRESS
-	SNFK340167	8	LUG BOLT, 5/8"-18 X 2 1/4"
-	SNFK340168	8	LUG NUT, 5/8"-18, GR 5, 90 DEGTAPER, Y/D

NOTE: THIS PARTS STOCK LIST
INDICATES THOSE ITEMS RECOMMENDED
TO SERVICE ONE UNIT.

RDL
PR: t05g30n06d0060



SUNFLOWER[®]

9130 & 9230

*Air Cart
Parts Manual*

Table of Contents

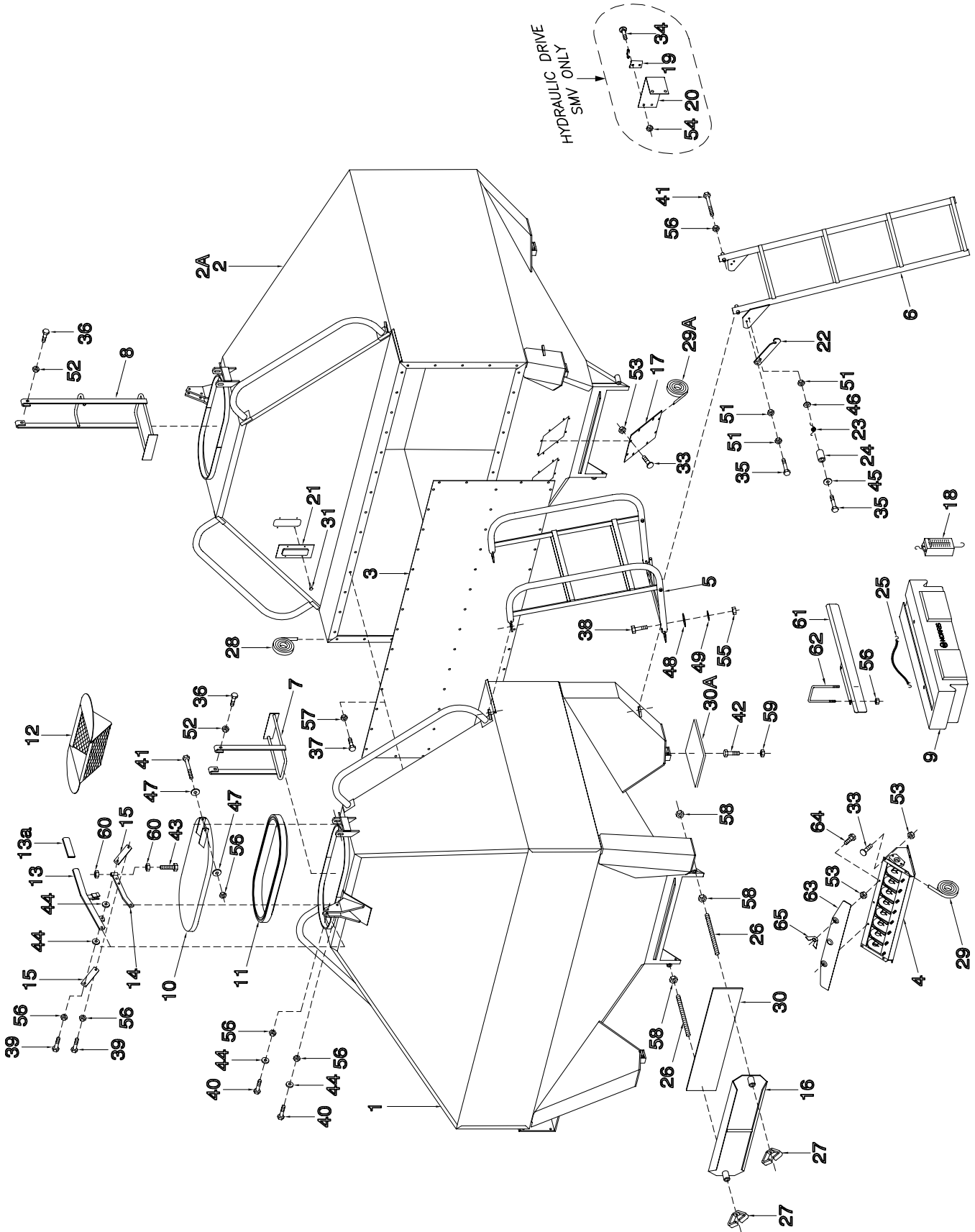
Section 1:	
Hopper & Frame	1-1
9130 Hopper Assembly	1-2
9230 Hopper Assembly	1-4
9130 Tow Between Frame Assembly	1-6
9230 Tow Between Frame Assembly	1-8
Section 2:	
Metering	2-1
Metering Drive Assembly	2-2
Coated Metering Bodies	2-6
Optional Fertilizer Clutch Assembly	2-8
Remote Clutch Switch	2-10
Section 3:	
Wheel & Hub	3-1
Wheel Assembly	3-2
Section 4:	
Distribution	4-1
Tow Between Single Shoot	4-2
Divider Head	4-4
Section 5:	
Fan & Auger Drives	5-1
Auger Hydraulics w/Hydraulic Fan Drive (Prior to October 2005)	5-2
Auger Hydraulics w/Hydraulic Fan Drive (From October 2005)	5-4
Section 6:	
Auger	6-1
9130 - 7" Auger Assembly Front Mount	6-2
9230 - 7" Auger Assembly Front Mount	6-4
9230 - 8" Auger Assembly Front Mount	6-6
Section 7:	
Fan	7-1
Crary Hydraulic Fan	7-2
Section 8:	
Monitor & Blockage Module	8-1
Monitor and Blockage Module Assembly	8-2
Section 9:	
Three Point Hitch	9-1
Three Point Hitch Assembly	9-2
Three Point Hitch Hydraulics	9-4
Gland-Bypass Cylinder	9-6
Section 10:	
Safety Lights	10-1
Safety Lighting	10-2
Index	Index-i

Section 1: Hopper & Frame

Section Contents

9130 Hopper Assembly	1-2
9230 Hopper Assembly	1-4
9130 Tow Between Frame Assembly	1-6
9230 Tow Between Frame Assembly	1-8

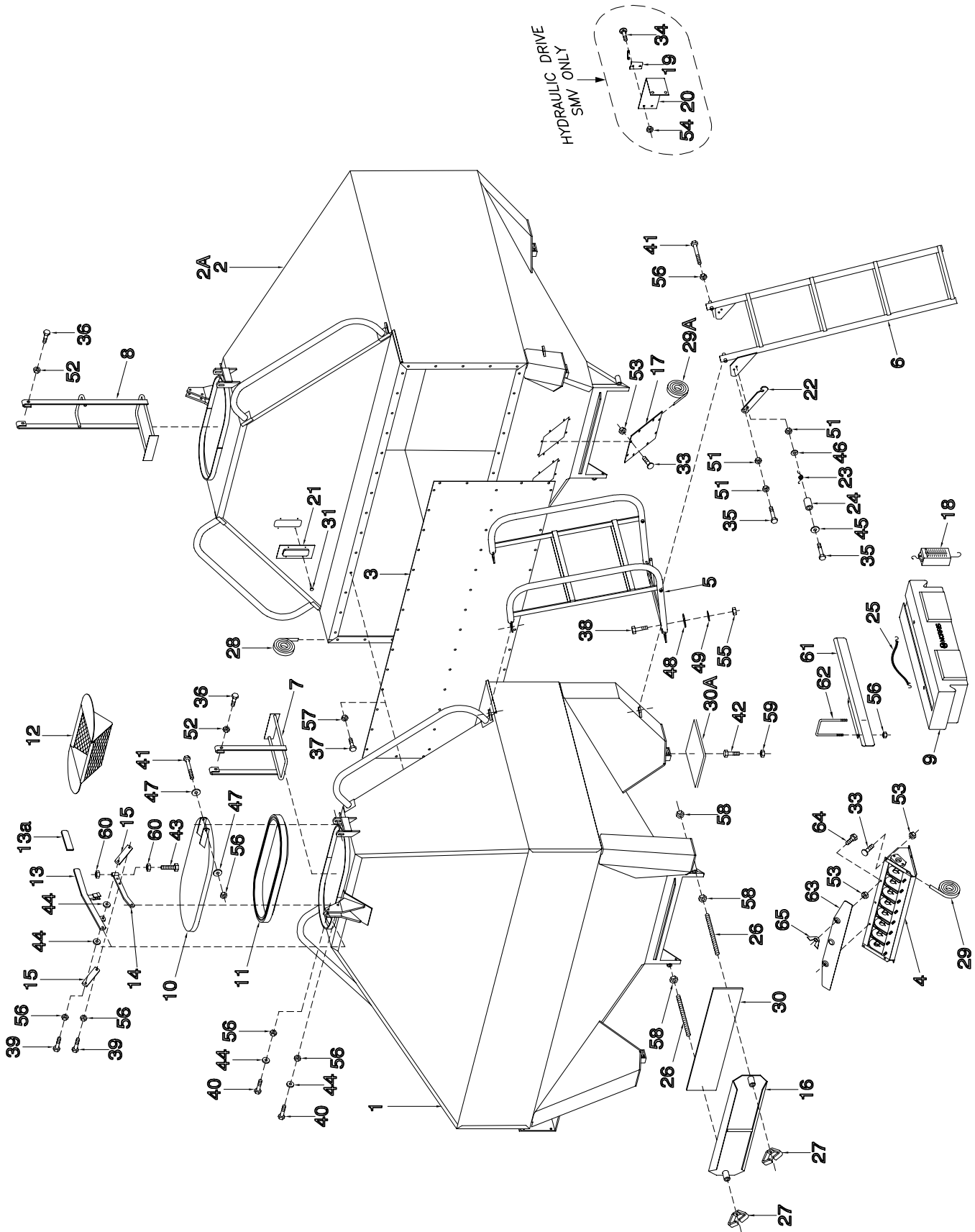
Hopper & Frame 9130 Hopper Assembly



Hopper & Frame - 9130 Hopper Assembly

Item	Part No.	Description	Qty	Item	Part No.	Description	Qty
1	N27191	Hopper - Front	1	42	W-490	Hex Bolt - 1/2 x 2 1/2 Lg	8
2	N27192	Hopper - Rear	1	43	N19127	Lid Bolt - 1/2 x 2 3/4 Lg	2
3	N27337	Tank Panel	1	44	N21266	Washer - Wear - 1/4 x 1 1/2 Dia	8
4		Metering Body - 8 Outlet (See Section 2 page 6)	2	45	D-5488	Flatwasher - 5/16 x 13/16 OD	1
5	N27475	Handrail - Tank	1	46	W-522	Lockwasher - 5/16	1
6	N24792	Ladder 4 Step	1	47	D-5489	Flatwasher - 3/8 x 13/16 OD	4
7	N27375	Ladder - Inner - Front Tank	1	48	D-5579	Flatwasher - 3/8 x 1 OD	4
8	N27380	Ladder - Inner - Rear Tank	1	49	W-523	Lockwasher - 3/8	4
9	N27005	Sample Collector	1	50			4
10	N27715	Lid	2	51	W-513	Hex Nut - 5/16	3
11	N19496	Lid Seal	2	52	D-5272	Locknut - 5/16 Unitorque	4
12	N19726	Screen	2	53	D-5278	Locknut - 5/16 Serrated	46
13	N32770	Handle - Tank Lid	2	54	D-5278	Locknut - 5/16 Serrated	2
13A	N32769	Vinyl Grip - Tank Lid Handle	2	55	W-514	Hex Nut - 3/8	4
14	N19108	Link	2	56	M-3388	Locknut - 3/8 Unitorque	16
15	N19109	Link	4	57	D-5279	Locknut - 3/8 Serrated	52
16	N27080	Door - Cleanout	2	58	W-516	Hex Nut - 1/2	8
17	N27455	Plate - Cover - Dual Outlet	4	59	F-3405	Locknut - 1/2 Unitorque	8
18	N29280	Scale (0 to 50 lb Capacity)	1	60	S-1292	Jam Nut - 1/2	4
19	W-1558	Slow Moving Sign Socket	1	61	N27856MR	Bracket - Sampler	1
20	N21475	Slow Moving Sign Bracket	1	62	N19723	U-Bolt - 3/8 x 4 1/16 x 7 3/8	2
21	N19791	Sight Glass	2	63	N28831	Cover Plate - Meterbody (For Fine Seeds)	1
22	N19211	Ladder Lock Arm	1	64	N29048	Hex Bolt - 5/16 x 1 Lg Stainless Steel	2
23	D-5098	Spring	1	65	N29049	Wingnut - 5/16 Stainless Steel	2
24	N19366	Bushing - 1/2 OD x 0.334 ID x 5/8 Lg	1				4
25	N19563	Rubber Tie Strap - 10"	2				3
26	N27155	Redi-Rod - 1/2 x 7 1/2 Lg	4				2
27	N27360	Wing Locknut - 1/2	4				2
28	N13900	Seal Strip - 3/16 x 1 3/4 (Bulk/Ft)	35.5 Ft				1
29	N15716	Seal Strip - 1/4 x 1 x 152 Lg (Bulk/Ft)	2				2
29A	N15716	Seal Strip - 1/4 x 1 x 38 Lg (Bulk/Ft)	4				4
30	N19437	Seal Strip - 3/8 x 7 x 26 1/2 Lg (Bulk/Ft)	2				2
30A	N19437	Seal Strip - 3/8 x 7 x 8 Lg (Bulk/Ft)	8				2
31	N21450	Pop Rivet - 1/8 x 1/2 Lg - Closed Head	8				2
32							2
33	D-5259	Carriage Bolt - 5/16 x 3/4 Lg	44				1
34	D-5259	Carriage Bolt - 5/16 x 3/4 Lg	2				1
35	W-472	Hex Bolt - 5/16 x 1 1/4 Lg	2				1
36	W-473	Hex Bolt - 5/16 x 1 1/2 Lg	4				1
37	W-475	Hex Bolt - 3/8 x 1 Lg					1
38	W-187	Hex Bolt - 3/8 x 1 1/4 Lg	4				1
39	W-619	Hex Bolt - 3/8 x 1 3/4 Lg	4				1
40	W-479	Hex Bolt - 3/8 x 2 1/4 Lg	4				1
41	C-3918	Hex Bolt - 3/8 x 5 Lg	4				1

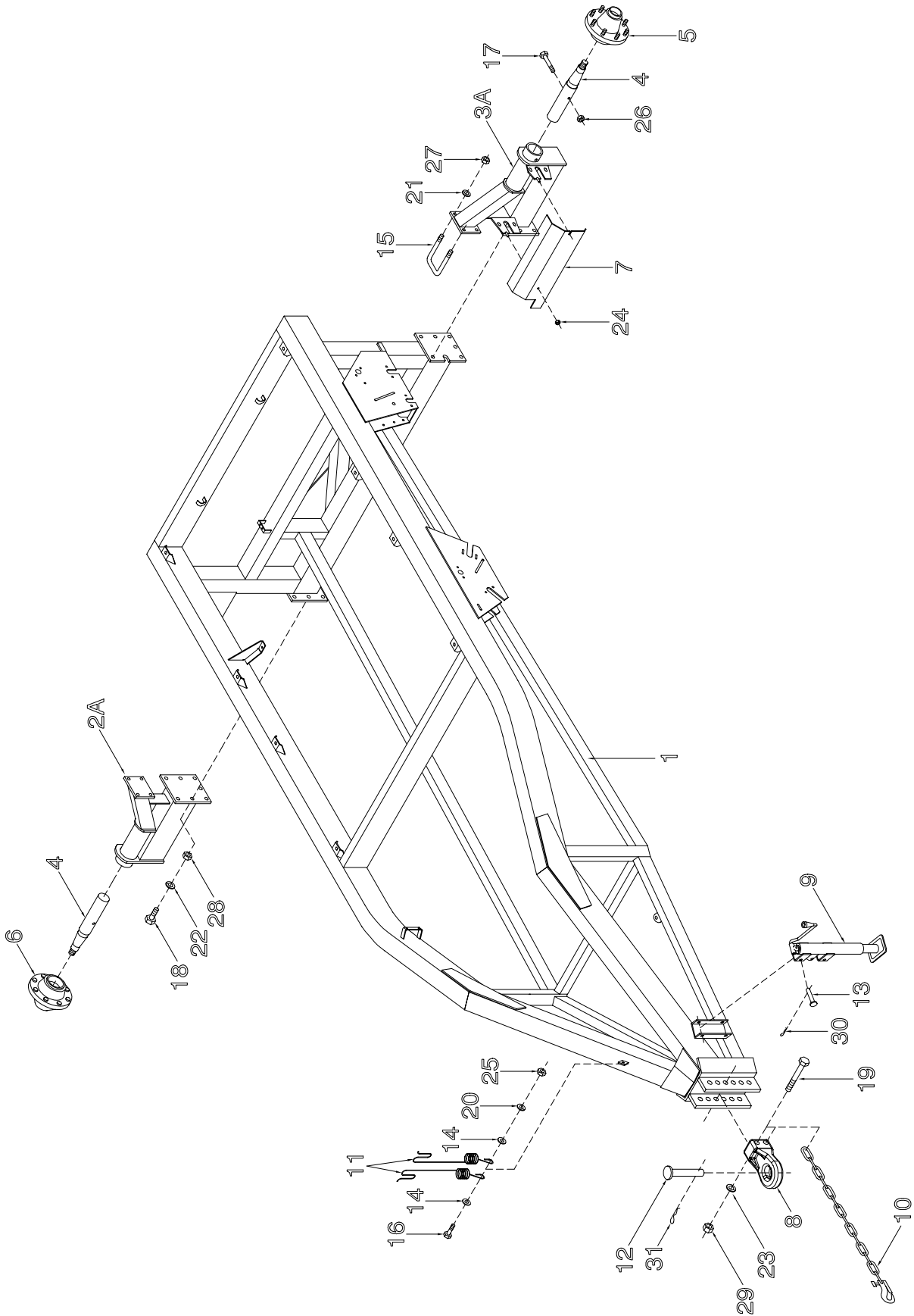
Hopper & Frame 9230 Hopper Assembly



Hopper & Frame - 9230 Hopper Assembly

Item	Part No.	Description	Qty	Item	Part No.	Description	Qty
1	N27251	Hopper - Front	1	42	W-490	Hex Bolt - 1/2 x 2 1/2 Lg	8
2	N27252	Hopper - Rear	1	43	N19127	Lid Bolt - 1/2 x 2 3/4 Lg	2
3	N27338	Tank Panel	1	44	N21266	Washer - Wear - 1/4 x 1 1/2 Dia	8
4		Metering Body - 8 Outlet (See Section 2 page 6)	2	45	D-5488	Flatwasher - 5/16 x 11/16 OD	1
5	N27480	Handrail - Tank	1	46	W-522	Lockwasher - 5/16	1
6	N24792	Ladder - 4 Step	1	47	D-5489	Flatwasher - 3/8 x 13/16 OD	4
7	N27385	Ladder - Inner - Front Tank	1	48	D-5579	Flatwasher - 3/8 x 1 OD	4
8	N27390	Ladder - Inner - Rear Tank	1	49	W-523	Lockwasher - 3/8	4
9	N27005	Sample Collector	1	50			4
10	N27715	Lid	2	51	W-513	Hex Nut - 5/16	3
11	N19496	Lid Seal	2	52	D-5272	Locknut - 5/16 Unitorque	4
12	N19726	Screen	2	53	D-5278	Locknut - 5/16 Serrated	46
13	N32770	Handle - Tank Lid	2	54	D-5278	Locknut - 5/16 Serrated	2
13A	N32769	Vinyl Grip - Tank Lid Handle	2	55	W-514	Hex Nut - 3/8	4
14	N19108	Link	2	56	M-3388	Locknut - 3/8 Unitorque	16
15	N19109	Link	4	57	D-5279	Locknut - 3/8 Serrated	52
16	N27080	Door - Cleanout	2	58	W-516	Hex Nut - 1/2	8
17	N27455	Plate - Cover - Dual Outlet	4	59	F-3405	Locknut - 1/2 Unitorque	8
18	N29280	Scale (0 to 50 lb Capacity)	1	60	S-1292	Jam Nut - 1/2	4
19	W-1558	Slow Moving Sign Socket	1	61	N27856MR	Bracket - Sampler	1
20	N21475	Slow Moving Sign Bracket	1	62	N25457	U-Bolt - 3/8 x 4 1/16 x 8 15/16	2
21	N19791	Sight Glass	2	63	N28831	Cover Plate - Meterbody (For Fine Seeds)	1
22	N19211	Ladder Lock Arm	1	64	N29048	Hex Bolt - 5/16 x 1 Lg Stainless Steel	2
23	D-5098	Spring	1	65	N29049	Wingnut - 5/16 Stainless Steel	2
24	N19366	Bushing - 1/2 OD x 0.334 ID x 5/8 Lg	1	SFN34235	Decal - STRIPE with SUNFLOWER (Not Shown)		
25	N19563	Rubber Tie Strap - 10"	2	SFN34236	Decal - STRIPE (Not Shown)		3
26	N27155	Redi-Rod - 1/2 x 7 1/2 Lg	4	SFN34237	Decal - "9230" (Not Shown)		2
27	N27360	Wing Locknut - 1/2	4	N34474	Decal - Slow Moving Vehicle		1
28	N13900	Seal Strip - 3/16 x 1 3/4 (Bulk/Ft)	37 Ft	N34476	Reflector (Red) (Not Shown)		2
29	N15716	Seal Strip - 1/4 x 1 x 152 Lg (Bulk/Ft)	2	N34477	Reflector (Amber) (Not Shown)		4
29A	N15716	Seal Strip - 1/4 x 1 x 38 Lg (Bulk/Ft)	4	N34478	Reflector (Orange) (Not Shown)		2
30	N19437	Seal Strip - 3/8 x 7 x 26 1/2 Lg (Bulk/Ft)	2	N15094	Decal - Caution (Not Shown)		2
30A	N19437	Seal Strip - 3/8 x 7 x 8 Lg (Bulk/Ft)	8	N21604	Decal - Important "CORROSION" (Not Shown)		2
31	N21450	Pop Rivet - 1/8 x 1/2 Lg - Closed Head	8	N27851	Rate Chart Decal - Slow Speed (Not Shown)		1
32				N27852	Rate Chart Decal - Seed (Not Shown)		1
33	D-5259	Carriage Bolt - 5/16 x 3/4 Lg	44	N27853	Rate Chart Decal - Fertilizer (Not Shown)		1
34	D-5259	Carriage Bolt - 5/16 x 3/4 Lg	2	N28667	Rate Chart Decal - Soybeans (Not Shown)		1
35	W-472	Hex Bolt - 5/16 x 1 1/4 Lg	2	N34281	Rate Chart Decal - Sunflowers (Not Shown)		1
36	W-473	Hex Bolt - 5/16 x 1 1/2 Lg	4	N29063	Decal - Cover Plate (Not Shown)		1
37	W-475	Hex Bolt - 3/8 x 1 Lg	52				
38	W-187	Hex Bolt - 3/8 x 1 1/4 Lg	4				
39	W-619	Hex Bolt - 3/8 x 1 3/4 Lg	4				
40	W-479	Hex Bolt - 3/8 x 2 1/4 Lg	4				
41	C-3918	Hex Bolt - 3/8 x 5 Lg	4				

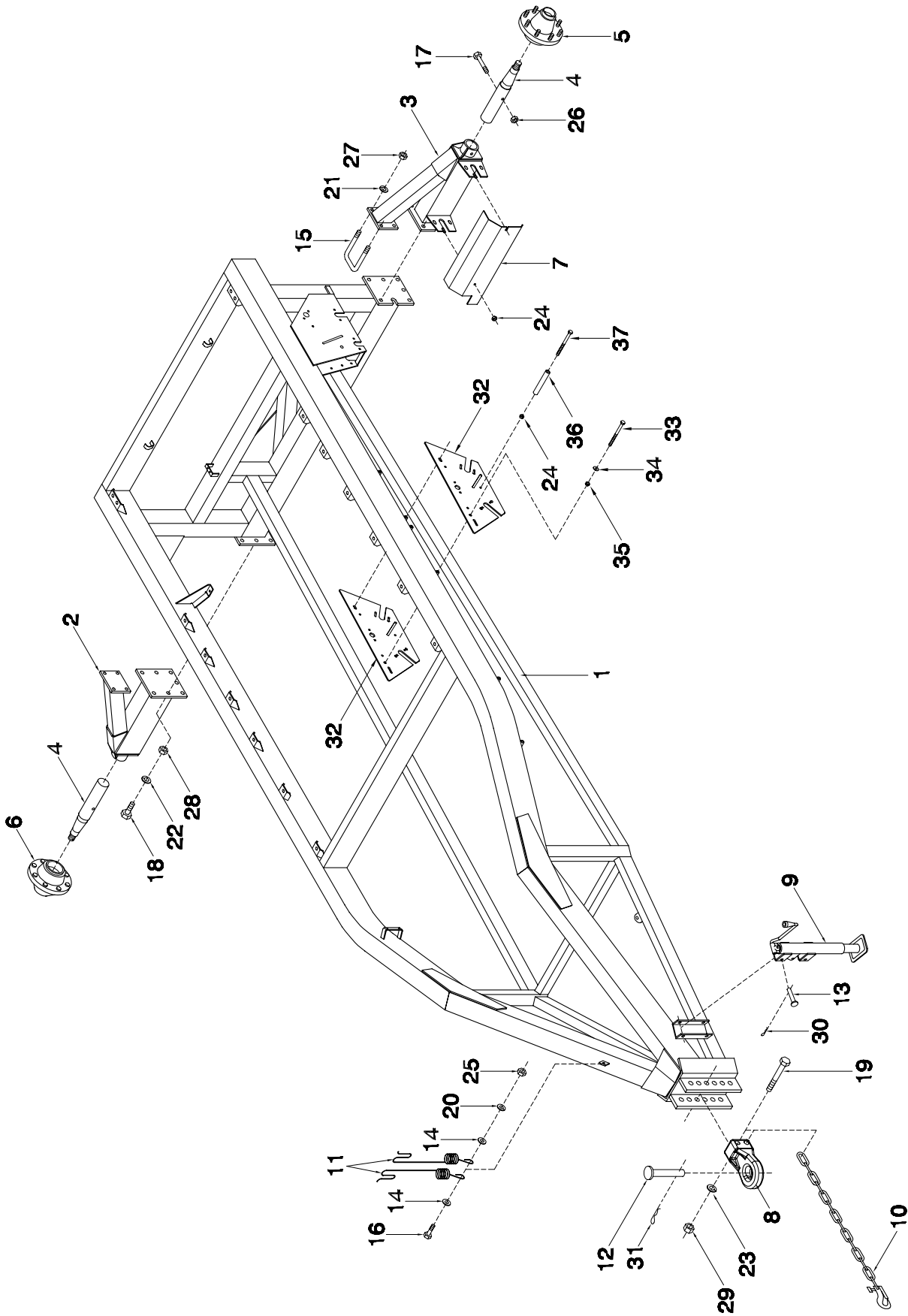
Hopper & Frame 9130 Tow Between Frame Assembly



Hopper & Frame - 9130 Tow Between Frame Assembly

Item	Part No.	Description	Qty
1	N28370MR	Frame - Tow Between (Three Point Hitch)	1
2	N27041MR	Axle Extension - Right	1
3	N27042MR	Axle Extension - Left	1
4	N24775	Spindle - 3 Dia	2
5		Drive Hub Assembly (See Section 3)	1
6		Non-Drive Hub Assembly (See Section 3)	1
7	N27070MR	Jackshaft Guard	1
8	N33748MR	Clevis - Cast	1
9	H27963	Hitch Jack - Top Wind - 7000 lb	1
10	C18761	Safety Chain - 3/8 P-7 AG (30 000 lb)	1
11	W-7MR	Hose Holder	2
12	N15049	Hitch Pin - 1 1/2 x 6 1/2 UL	1
13	H10462	Clevis Pin - 0.612 x 3 5/8 UL	2
14	C-333	Hose Holder Washer	2
15	C-219	U-Bolt - 5/8 x 4 x 5 9/16 UL	4
16	W-488	Hex Bolt - 1/2 x 2 Lg	1
17	S-951	Hex Bolt - 1/2 x 4 1/2 Lg	2
18	C-695	Hex Bolt - 3/4 x 2 Lg	13
19	D12903	Hex Bolt - 1 x 7 Lg	3
20	W-525	Lockwasher - 1/2	1
21	W-526	Lockwasher - 5/8	8
22	W-527	Lockwasher - 3/4	13
23	C-705	Lockwasher - 1	3
24	D-5279	Serrated Locknut - 3/8	2
25	W-516	Hex Nut - 1/2	1
26	F-3405	Unitorque Locknut - 1/2	2
27	W-517	Hex Nut - 5/8	8
28	W-518	Hex Nut - 3/4	13
29	W-520	Hex Nut - 1	3
30	W-131	Hairpin - #9 - 0.148 x 3 5/16	2
31	P1318510	Hairpin - #19- 0.243 x 4 3/8	1
	N19029	Decal - "Crank Rotation Arrow" (Not Shown)	1
	N24301	Decal - "Caution - Read Manual" (Not Shown)	1
	N24412	Decal - "Important - Torque Nuts" (Not Shown)	1
	N27864	Decal - "Slow Speed Hairpin Location" (Not Shown)	1
	C31394	Decal - Warning "Unhitching Hazard" (Not Shown)	1
	N34367	Decal - "Manufactured by Morris Industries Ltd."	1

Hopper & Frame 9230 Tow Between Frame Assembly



Hopper & Frame - 9230 Tow Between Frame Assembly

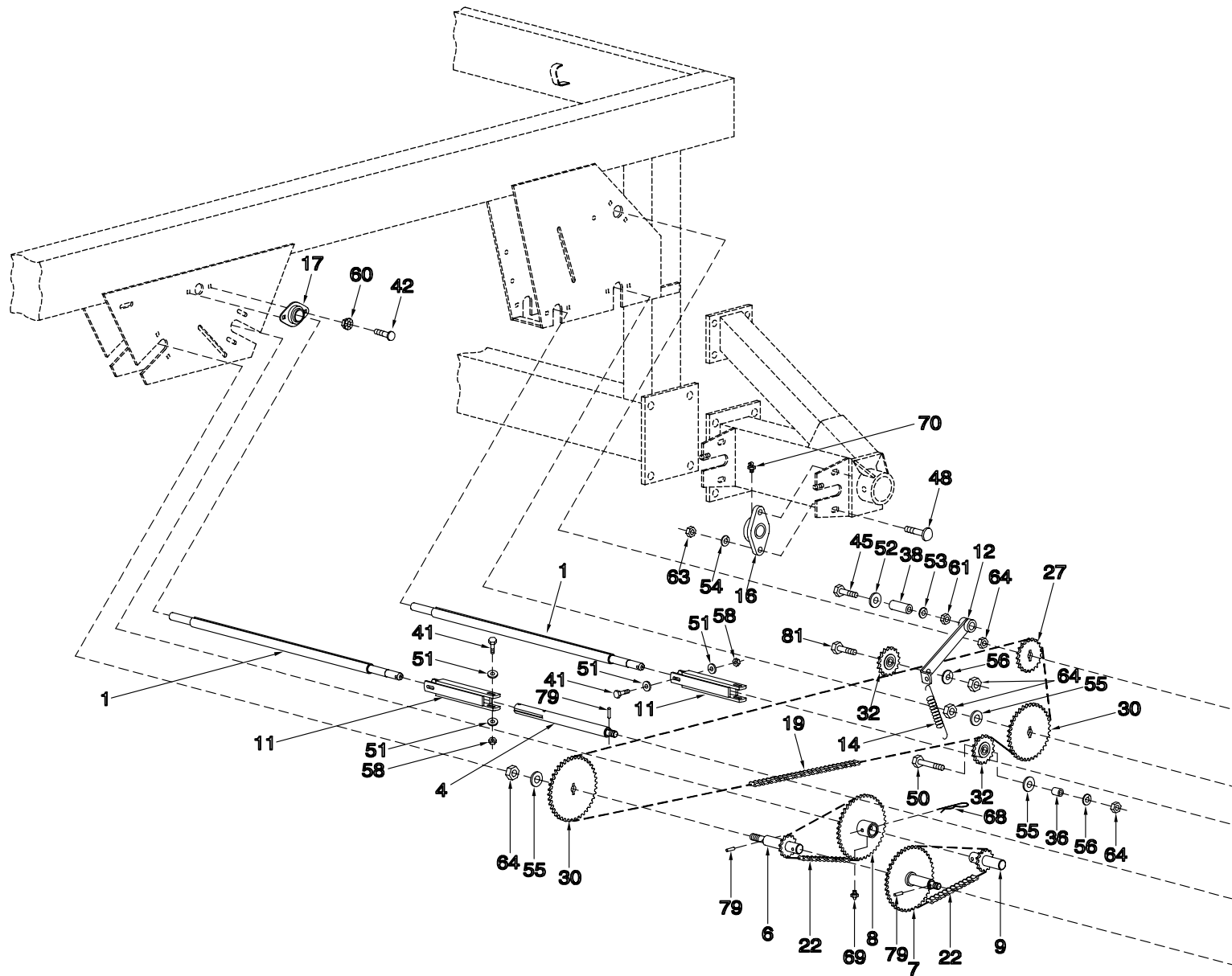
Item	Part No.	Description	Qty
1	N28375MR	Frame - Tow Between (Three Point Hitch)	1
2	N27041MR	Axle Extension - Right	1
3	N27042MR	Axle Extension - Left	1
4	N24775	Spindle - 3 Dia	2
5		Drive Hub Assembly (See Section 3)	1
6		Non-Drive Hub Assembly (See Section 3)	1
7	N27070MR	Jackshaft Guard	1
8	N33748MR	Clevis - Cast	1
9	H27963	Hitch Jack - Top Wind - 7000 lb	1
10	C18761	Safety Chain - 7/16 P-7 AG (30 000 lb)	1
11	W-7MR	Hose Holder	2
12	N15049	Hitch Pin - 1 1/2 x 6 1/2 UL	1
13	H10462	Clevis Pin - 0.612 x 3 5/8 UL	2
14	C-333	Hose Holder Washer	2
15	C-219	U-Bolt - 5/8 x 4 x 5 9/16 UL	4
16	W-488	Hex Bolt - 1/2 x 2 Lg	1
17	S-951	Hex Bolt - 1/2 x 4 1/2 Lg	2
18	C-695	Hex Bolt - 3/4 x 2 Lg	14
19	D12903	Hex Bolt - 1 x 7 Lg	3
20	W-525	Lockwasher - 1/2	1
21	W-526	Lockwasher - 5/8	8
22	W-527	Lockwasher - 3/4	14
23	C-705	Lockwasher - 1	3
24	D-5279	Serrated Locknut - 3/8	3
25	W-516	Hex Nut - 1/2	1
26	F-3405	Unitorque Locknut - 1/2	2
27	W-517	Hex Nut - 5/8	8
28	W-518	Hex Nut - 3/4	14
29	W-520	Hex Nut - 1	3
30	W-131	Hairpin - #9 - 0.148 x 3 5/16	2
31	P1318510	Hairpin - #19 - 1/4 x 4 3/8	1
32	N27021	Transmission Plate	2
33	W-496	Hex Bolt - 1/2 x 5 1/2 Lg	2
34	S-1925	Flatwasher - 0.531 ID x 1.062 OD x 13 Ga	2
35	D14565	Locknut - 1/2 - Serrated	2
36	N31535	Spacer - 5/8 OD x 0.385 ID x 4 Lg	1
37	C-3918	Hex Bolt - 3/8 x 5 Lg	1
	N19029	Decal - "Crank Rotation Arrow" (Not Shown)	1
	N24301	Decal - "Caution - Read Manual" (Not Shown)	1
	N24412	Decal - "Important - Torque Nuts" (Not Shown)	1
	N27864	Decal - "Slow Speed Hairpin Location" (Not Shown)	1
	C31394	Decal - Warning "Unhitching Hazard" (Not Shown)	1
	N34367	Decal - "Manufactured by Morris Industries Ltd."	1

Section 2: Metering

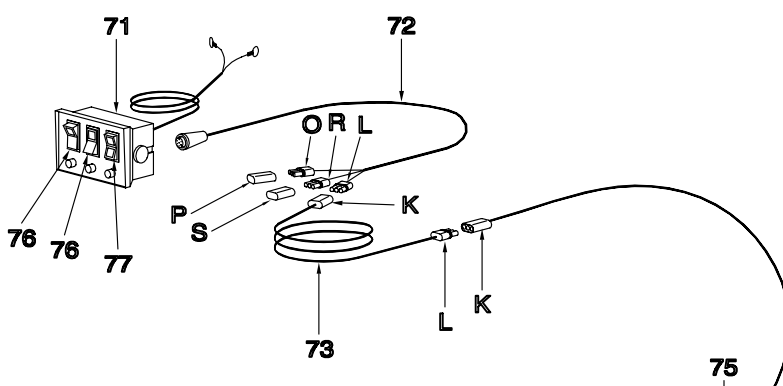
Section Contents

Metering Drive Assembly	2-2
Coated Metering Bodies	2-6
Optional Fertilizer Clutch Assembly	2-8
Remote Clutch Switch	2-10

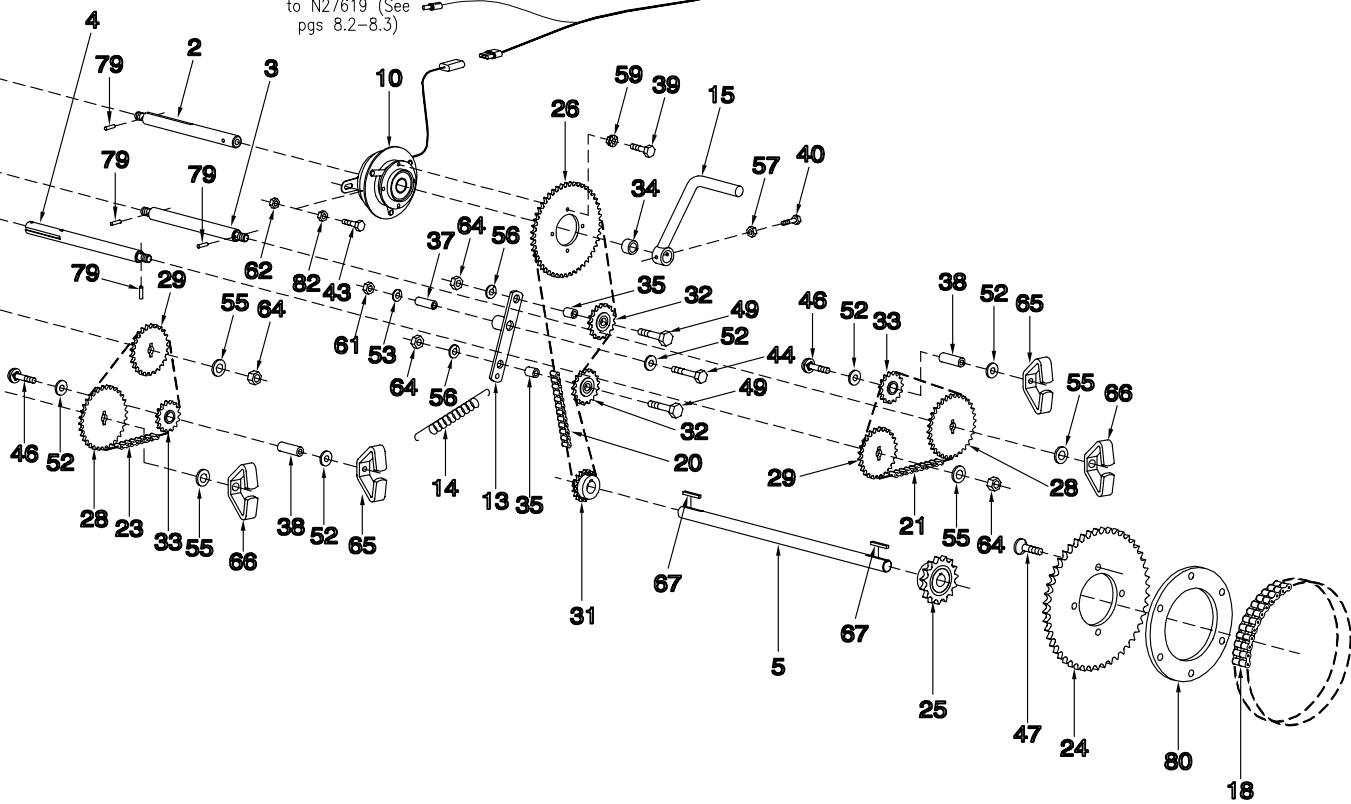
Metering Metering Drive Assembly



Metering Metering Drive Assembly



NOTE:
This end connects
to N27619 (See
pgs 8.2-8.3)



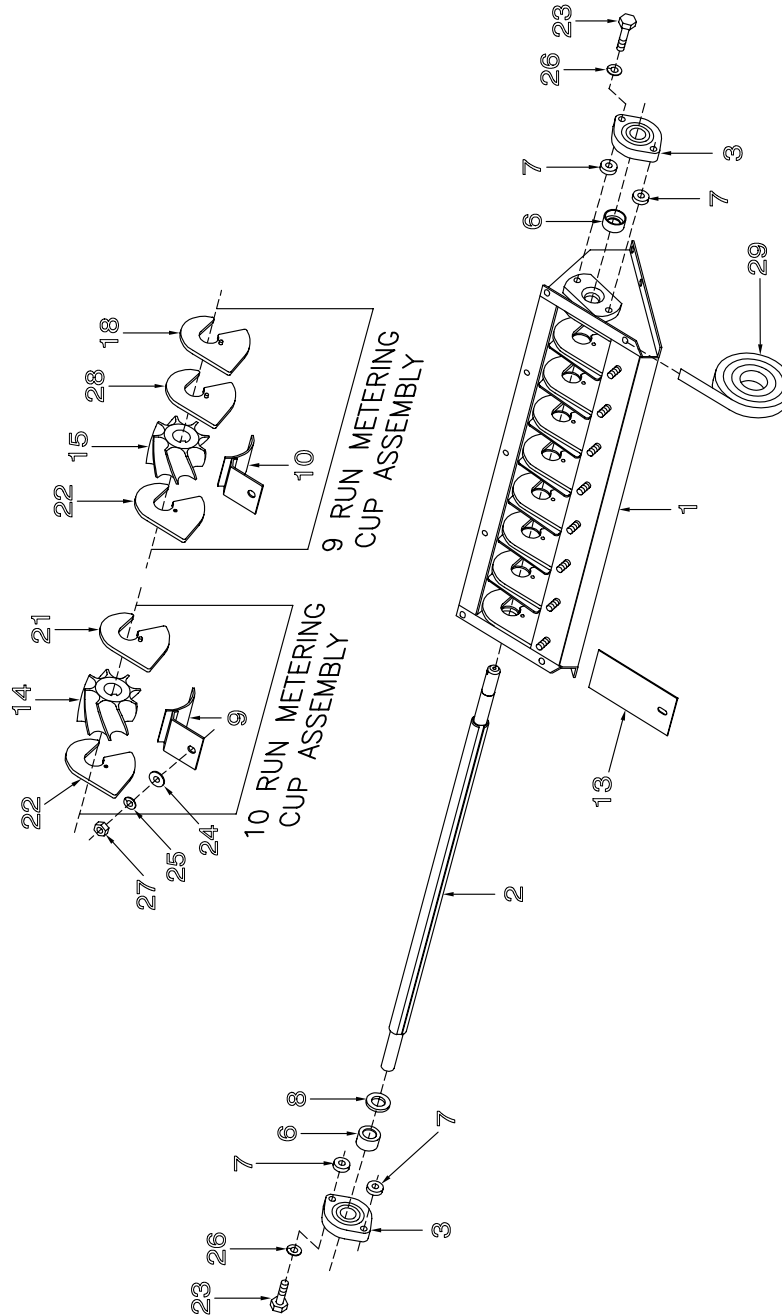
Metering - Metering Drive Assembly

Item	Part No.	Description	Qty
1	N19687	Metering Shaft - 8 Outlet	2
2	N27400	Shaft - Clutch - (P-Drive)	1
3	N27401	Shaft - Rate Change - (P-Drive)	1
4	N27402	Shaft - Meter End - (P-Drive)	2
5	N24782MR	Jackshaft - 23 3/4 Lg	1
6	N27403	Shaft - Slow Speed - 13T - (P-Drive)	1
7	N27404	Shaft - Slow Speed - 40T - (P-Drive)	1
8	N27406	Shaft - Reducer - 40T - (P-Drive)	1
9	N27405	Shaft - Reducer - 13T - (P-Drive)	1
10	N16862	Electric Clutch - 12 Volt	1
11	N21288MR	Coupler - Metering - 7 15/16 Lg	2
12	N19261MR	Arm - Idler	1
13	N19288MR	Arm - Idler	1
14	W-1663MR	Spring - 23/32 OD x 7 9/16 Lg	2
15	N27600	Crank - Calibration (Zinc Plated)	1
16	N19224	Bearing - 2 Bolt Flushmount	2
17	N27411	Flangette Bearing - 1" Bore - (SP)	12
18	N19220	Chain - #60 x 48 Link w/Connector - Double Strand	1
	N19221	Chain Connector - #60 - Double Strand	1
19	N27627	Chain - #40 x 307 Link w/Connector & Offset Link 9130	1
	N27629	Chain - #40 x 347 Link w/Connector & Offset Link 9230	1
20	N27626	Chain - #40 x 134 Link w/Connector 9130	1
	N27630	Chain - #40 x 115 Link w/Connector & Offset Link 9230	1
21	N16903	Chain - #40 x 70 Link w/Connector	1
22	N16113	Chain - #40 x 69 Link w/Connector & Offset Link	2
23	N19258	Chain - #40 x 64 Link w/Connector	1
24	N24774	Sprocket - 60A48 - 6 Dia Bore	1
25	N19223	Sprocket - 60B15	1
26	N27410	Sprocket - 40A48 (Clutch)	1
27		See NOTE "A"	
28		See NOTE "B"	
29	N27425	Sprocket - 40A25 - (P-Drive)	2
30	N27426	Sprocket - 40A26 - (P-Drive)	2
31	N19237	Sprocket - 40B18 - (Drive)	1
32	D17808	Idler Sprocket - 40A17 w/5/8 Bore	4
33	D-5234	Nylon Idler - 40B15	2
34	N19232	Spacer - 23/32 Lg	1
35	N19577	Bushing - 7/8 Lg	2
36	D-5011	Bushing - Spacer - 1 9/16 Lg	1
37	N16156	Spacer - 2 1/8 Lg	1
38	N19460	Bushing - 2 1/2 Lg	3
39	W-469	Hex Bolt - 1/4 x 3/4 Lg	4
40	W-1540	Hex Bolt - 1/4 x 2 Lg	1
41	N22777	Hex Bolt - 1/4 x 2 1/4 Lg - Gr8	4
42	D-5259	Carriage Bolt - 5/16 x 3/4 Lg	24
43	W-187	Hex Bolt - 3/8 x 1 1/4 Lg	1
44	W-1854	Hex Bolt - 3/8 x 3 Lg	1
45	D-5249	Hex Bolt - 3/8 x 3 1/4 Lg	1
46	N19283	Carriage Bolt - 3/8 x 3 1/2 Lg	2
47	N24780	Countersunk Machine Screw - 1/2-20 UNF x 1 3/4 Lg	4
48	H-4584	Carriage Bolt - 1/2 x 1 1/2 Lg	4
49	W-501	Hex Bolt - 5/8 x 2 1/2 Lg	2
50	W-503	Hex Bolt - 5/8 x 3 1/2 Lg	1
51	S-1198	Flatwasher - 1/4	8
52	N19706	Flatwasher - 3/8	6
53	W-523	Lockwasher - 3/8	2
54	W-525	Lockwasher - 1/2	4
55	W-793	Flatwasher - 5/8	7
56	W-526	Lockwasher - 5/8	4
57	N15757	Locknut - 1/4	1

Metering - Metering Drive Assembly

Item	Part No.	Description	Qty
58	N22778	Locknut - 1/4 w/Nylon Insert	4
59	D-5277	Serrated Locknut - 1/4	4
60	D-5278	Serrated Locknut - 5/16	24
61	W-514	Hex Nut - 3/8	2
62	M-3388	Unitorque Locknut - 3/8	1
63	W-516	Hex Nut - 1/2	4
64	W-517	Hex Nut - 5/8	9
65	N27350	Wing Nut - 3/8	2
66	N27370	Wing Nut - 5/8	2
67	S10730	Key - 1/4 x 1/4 x 1 1/4 Lg	2
68	P1318510	Hair Pin - 0.019 - 1/4 x 4 3/8 Lg	1
69	S-752	Grease Zerk - 1/4 Straight	2
70	F-3056	Grease Zerk - 1/4 x 90	2
71	SFN37006	Clutch Switch - Main	1
72	N27012	Clutch Wire - Extension - 8'	1
73	N32456	Clutch Wire - Extension - 16' (Weather Pak)	1
74		1
75	N32466	Clutch Wire(Weather Pak) 9130	1
	N32467	Clutch Wire(Weather Pak) 9230	1
76	N29382	Clutch Rocker Switch - 2 Way - #83301	1
77	N29383	Granular Rocker Switch - 3 Way - #200301	2
78		1
79	N27395	Drive Pin - 3/16 x 1 Lg	7
80	N24779	Spacer Ring - Drive Sprocket (Three Point Hitch)	1
81	W-498	Hex Bolt - 5/8 x 1 3/4 Lg	7
82	S-748	Jam Nut - 3/8	1
		 K N28901 Weather Pak Conn - BLUE - 3 Pin Plug	
		L N28902 Weather Pak Conn - BLUE- 3 Pin Socket	
		O N28904 Weather Pak Conn - RED - 3 Pin Socket	
		P N29144 Seal Conn - RED - 3 Pin	
		R N28906 Weather Pak Conn - WHITE - 3 Pin Socket	
		S N28145 Seal Conn - WHITE - 3 Pin	
		See Pg. 8.3 for a complete list of Replacement Connectors	
		 NOTE "A": Drill Opener Spacing Sprockets	
		7 1/2" Spacing Use N27412	
		10" Spacing Use N27417	
		 NOTE "B": Metering Rate Change Sprockets	
		N27412 40A12. N27425 40A25	
		N27413 40A13. N27426 40A26	
		N27414 40A14. N27427 40A27	
		N27415 40A15. N27428 40A28	
		N27416 40A16. N27429 40A29	
		N27417 40A17. N27431 40A31	
		N27418 40A18. N27432 40A32	
		N27419 40A19. N27435 40A35	
		N27420 40A20. N27438 40A38	
		N27421 40A21. N27440 40A40	
		N27422 40A22. N27444 40A44	
		N27423 40A23. N27445 40A45	
		N27424 40A24	
		 NOTE "C": Optional Rate Change Sprockets Offered Through Parts Dept Only	
		N27430 . . . 40A30 N27437 . . . 40A37	
		N27433 . . . 40A33 N27439 . . . 40A39	
		N27434 . . . 40A34 N27441 . . . 40A41	
		N27436 . . . 40A36 N27442 . . . 40A42	
		N27443. . . .40A43	

Metering Coated Metering Bodies



Архангельск (8182)63-90-72
 Астана (7172)727-132
 Астрахань (8512)99-46-04
 Барнаул (3852)73-04-60
 Белгород (4722)40-23-64
 Брянск (4832)59-03-52
 Владивосток (423)249-28-31
 Волгоград (844)278-03-48
 Вологда (8172)26-41-59
 Воронеж (473)204-51-73
 Екатеринбург (343)384-55-89

Иваново (4932)77-34-06
 Ижевск (3412)26-03-58
 Иркутск (395)279-98-46
 Казань (843)206-01-48
 Калининград (4012)72-03-81
 Калуга (4842)92-23-67
 Кемерово (3842)65-04-62
 Киров (8332)68-02-04
 Краснодар (861)203-40-90
 Красноярск (391)204-63-61
 Курск (4712)77-13-04
 Липецк (4742)52-20-81

Киргизия (996)312-96-26-47

Магнитогорск (3519)55-03-13
 Москва (495)268-04-70
 Мурманск (8152)59-64-93
 Набережные Челны (8552)20-53-41
 Нижний Новгород (831)429-08-12
 Новокузнецк (3843)20-46-81
 Новосибирск (383)227-86-73
 Омск (3812)21-46-40
 Орел (4862)44-53-42
 Оренбург (3532)37-68-04
 Пенза (8412)22-31-16

Казахстан (772)734-952-31

Пермь (342)205-81-47
 Ростов-на-Дону (863)308-18-15
 Рязань (4912)46-61-64
 Самара (846)206-03-16
 Санкт-Петербург (812)309-46-40
 Саратов (845)249-38-78
 Севастополь (8692)22-31-93
 Симферополь (3652)67-13-56
 Смоленск (4812)29-41-54
 Сочи (862)225-72-31
 Ставрополь (8652)20-65-13

Таджикистан (992)427-82-92-69

Сургут (3462)77-98-35
 Тверь (4822)63-31-35
 Томск (3822)98-41-53
 Тула (4872)74-02-29
 Тюмень (3452)66-21-18
 Ульяновск (8422)24-23-59
 Уфа (347)229-48-12
 Хабаровск (4212)92-98-04
 Челябинск (351)202-03-61
 Череповец (8202)49-02-64
 Ярославль (4852)69-52-93