

Архангельск (8182)63-90-72
Астана (7172)727-132
Астрахань (8512)99-46-04
Барнаул (3852)73-04-60
Белгород (4722)40-23-64
Брянск (4832)59-03-52
Владивосток (423)249-28-31
Волгоград (844)278-03-48
Вологда (8172)26-41-59
Воронеж (473)204-51-73
Екатеринбург (343)384-55-89

Иваново (4932)77-34-06
Ижевск (3412)26-03-58
Иркутск (395)279-98-46
Казань (843)206-01-48
Калининград (4012)72-03-81
Калуга (4842)92-23-67
Кемерово (3842)65-04-62
Киров (8332)68-02-04
Краснодар (861)203-40-90
Красноярск (391)204-63-61
Курск (4712)77-13-04
Липецк (4742)52-20-81

Киргизия (996)312-96-26-47

Магнитогорск (3519)55-03-13
Москва (495)268-04-70
Мурманск (8152)59-64-93
Набережные Челны (8552)20-53-41
Нижний Новгород (831)429-08-12
Новокузнецк (3843)20-46-81
Новосибирск (383)227-86-73
Омск (3812)21-46-40
Орел (4862)44-53-42
Оренбург (3532)37-68-04
Пенза (8412)22-31-16

Казахстан (772)734-952-31

Пермь (342)205-81-47
Ростов-на-Дону (863)308-18-15
Рязань (4912)46-61-64
Самара (846)206-03-16
Санкт-Петербург (812)309-46-40
Саратов (845)249-38-78
Севастополь (8692)22-31-93
Симферополь (3652)67-13-56
Смоленск (4812)29-41-54
Сочи (862)225-72-31
Ставрополь (8652)20-65-13

Таджикистан (992)427-82-92-69

Сургут (3462)77-98-35
Тверь (4822)63-31-35
Томск (3822)98-41-53
Тула (4872)74-02-29
Тюмень (3452)66-21-18
Ульяновск (8422)24-23-59
Уфа (347)229-48-12
Хабаровск (4212)92-98-04
Челябинск (351)202-03-61
Череповец (8202)49-02-64
Ярославль (4852)69-52-93

<http://sunflower.nt-rt.ru> || srw@nt-rt.ru

ЗАПЧАСТИ ДЛЯ КАТКОВ SUNFLOWER/7212/7232/7252.

Описание.

**II
INDEX**

7212/7232/7252 SOIL CONDITIONER

RECOMMENDED DEALER LIST

RECOMMENDED DEALER STOCK 119

SERVICE PARTS

(3 1/2" X 10" CYLINDER 9395R VERSION 1, PRIOR TO 11/03/03) 83
 CENTER FRAME & TONGUE (3-SECTION 32'-35' NC, 5-SECTION 32'-37') 17
 CENTER FRAME & TONGUE ASSEMBLY (3-SECTION 18'-25') 13
 CENTER FRAME & TONGUE ASSEMBLY (3-SECTION 28'-30') 15
 CENTER FRAME & TONGUE ASSEMBLY (3-SECTION 32'-37') 19
 CENTER FRAME & TONGUE ASSEMBLY (5-SECTION 40'-56') 21
 DECAL PLACEMENT (ALL 5-SECTION MACHINES) 111
 DECAL PLACEMENT (RIGID MACHINE) 103
 DECAL PLACEMENT (3-SECTION MACHINE) 107
 FRAME & TONGUE ASSEMBLY (RIGID MACHINES) 9
 HYDRAULICS (RIGID MACHINE) 53
 HYDRAULICS (3-SECTION 18'-30') 55
 HYDRAULICS (3-SECTION 32'-35' NC & 61
 HYDRAULICS (3-SECTION 32'-35' NC & 32'-37' CENTER) 59
 HYDRAULICS (3-SECTION 32'-35' NC & 32'-37' LEFT WING) 63
 HYDRAULICS (3-SECTION 32'-35' NC & 32'-37' RIGHT WING) 65
 HYDRAULICS (5-SECTION CENTER) 67
 HYDRAULICS (5-SECTION 32'-45' LEFT WING) 73
 HYDRAULICS (5-SECTION 32'-45' RIGHT WING) 71
 HYDRAULICS (5-SECTION 45'W-50' LEFT WING) 77
 HYDRAULICS (5-SECTION 45'W-50' RIGHT WING) 75
 HYDRAULICS (5-SECTION 52'-56' LEFT WING) 81
 HYDRAULICS (5-SECTION 52'-56' RIGHT WING) 79
 LEVELER ASSEMBLY 33
 LIFT ASSEMBLY (RIGID MACHINE) 23
 LIFT ASSEMBLY (3-SECTION 18'-25') 25
 LIFT ASSEMBLY (3-SECTION 28'-30') 27
 LIFT ASSEMBLY (3-SECTION 32'-35' NC & 5-SECTION 32'-37') 29
 LIFT ASSEMBLY (3-SECTION 32'-37' & 5-SECTION 40'-56') 31
 LIGHT KIT ASSEMBLY 47
 REAR STAND 7
 SAFETY SIGN PLACEMENT (3-SECTION MACHINE) 109
 SAFETY SIGN PLACEMENT (RIGID MACHINE) 105
 SAFETY SIGN PLACEMENT (32'-37' FIVE SECTION) 113
 SAFETY SIGN PLACEMENT (40'-50' FIVE SECTION) 115
 SAFETY SIGN PLACEMENT (52'-56' FIVE SECTION) 117
 SIX BOLT HUB & SPINDLE ASSEMBLY W/WHEEL & TIRES 35
 SLIDING EXTENSIONS (RIGID MACHINES) 11
 SOIL CONDITIONER REEL ASSEMBLY 49
 TRUNNION BEARING ASSEMBLY 51
 WING ASSEMBLY (3-SECTION 18'-30') 37
 WING ASSEMBLY (3-SECTION 32'-37' & 32'-35' NC) 39
 WING ASSEMBLY (5-SECTION 32'-45') 41
 WING ASSEMBLY (5-SECTION 45'W-50') 43
 WING ASSEMBLY (5-SECTION 52'-56') 45
 3 1/2" X 10" CYLINDER 12004R (VERSION 2, 11/03/03 & LATER) 85
 3 1/2" X 24" HYDRAULIC CYLINDER 12020R (VERSION 2) 93
 3 1/2" X 24" HYDRAULIC CYLINDER 7841R (VERSION 1) 91
 4" X 10" HYDRAULIC CYLINDER 12026R (VERSION 2, 10/22/03 & LATER) 89
 4" X 10" HYDRAULIC CYLINDER 6635R (VERSION 1, PRIOR TO 10/22/03) 87
 4" X 24" HYDRAULIC CYLINDER 10813R (VERSION 2, 4/17/03 & LATER) 97
 4" X 24" HYDRAULIC CYLINDER 4405R (VERSION 1, PRIOR TO 4/17/03) 95
 4" X 30" HYDRAULIC CYLINDER 10812R (VERSION 2, 4/17/03 & LATER) 101
 4" X 30" HYDRAULIC CYLINDER 4403R (VERSION 1, PRIOR TO 4/17/03) 99

7212/7232/7252 SOIL CONDITIONER

III
INDEX

Part No.	Page	Grid	Part No.	Page	Grid	Part No.	Page	Grid	Part No.	Page	Grid
SNB30001	17	1-B 7	SN1040	15	1-B 7	SN1300	9	1-B 6	SN245	81	1-B 14
SNB30001	19	1-B 7	SN1040	17	1-B 7	SN1300	13	1-B 7	SN2561	9	1-B 6
SNB30001	21	1-B 8	SN1040	19	1-B 7	SN1300	15	1-B 7	SN2561	13	1-B 7
SNFK150295	9	1-B 6	SN1040	21	1-B 8	SN1300	17	1-B 7	SN2561	15	1-B 7
SNFK150295	13	1-B 7	SN1040	23	1-B 8	SN1300	19	1-B 7	SN2561	17	1-B 7
SNFK150295	15	1-B 7	SN1040	25	1-B 8	SN1300	21	1-B 8	SN2561	19	1-B 7
SNFK150295	17	1-B 7	SN1040	27	1-B 8	SN1308	49	1-B 10	SN2561	21	1-B 8
SNFK150295	19	1-B 7	SN1040	29	1-B 8	SN1456	33	1-B 9	SN2566	9	1-B 6
SNFK150295	21	1-B 8	SN1040	31	1-B 9	SN1456	49	1-B 10	SN2566	13	1-B 7
SNYYB-909	9	1-B 6	SN1040	49	1-B 10	SN1484	17	1-B 7	SN2566	15	1-B 7
SNYYB-909	13	1-B 7	SN10413R	43	1-B 10	SN1484	19	1-B 7	SN2566	17	1-B 7
SNYYB-909	15	1-B 7	SN10414R	43	1-B 10	SN1484	21	1-B 8	SN2566	19	1-B 7
SNYYB-909	17	1-B 7	SN10486	45	1-B 10	SN1605	35	1-B 9	SN2566	21	1-B 8
SNYYB-909	19	1-B 7	SN106	9	1-B 6	SN1605	119	1-B 17	SN2568	9	1-B 6
SNYYB-909	21	1-B 8	SN106	13	1-B 7	SN1606	35	1-B 9	SN2568	13	1-B 7
SN10007	45	1-B 10	SN106	15	1-B 7	SN1606	119	1-B 17	SN2568	15	1-B 7
SN10024	49	1-B 10	SN106	17	1-B 7	SN1610	35	1-B 9	SN2568	17	1-B 7
SN10025	49	1-B 10	SN106	19	1-B 7	SN1610	119	1-B 17	SN2568	19	1-B 7
SN10026	49	1-B 10	SN106	21	1-B 8	SN1672	11	1-B 7	SN2568	21	1-B 8
SN10027	49	1-B 10	SN106	23	1-B 8	SN1672	37	1-B 9	SN2585	35	1-B 9
SN10028	49	1-B 10	SN106	25	1-B 8	SN1672	39	1-B 9	SN2587	47	1-B 10
SN10029	45	1-B 10	SN106	27	1-B 8	SN1672	41	1-B 10	SN2614	37	1-B 9
SN10331R	9	1-B 6	SN106	29	1-B 8	SN1672	43	1-B 10	SN2614	39	1-B 9
SN10334	9	1-B 6	SN106	31	1-B 9	SN1672	45	1-B 10	SN2614	41	1-B 10
SN10334	13	1-B 7	SN106	49	1-B 10	SN175	53	1-B 11	SN2614	43	1-B 10
SN10334	15	1-B 7	SN108	49	1-B 10	SN175	57	1-B 11	SN2614	119	1-B 17
SN10334	17	1-B 7	SN10812	63	1-B 12	SN175	61	1-B 12	SN2646	9	1-B 6
SN10334	19	1-B 7	SN10812	65	1-B 12	SN175	69	1-B 12	SN2646	13	1-B 7
SN10334	21	1-B 8	SN10813	75	1-B 13	SN1753	33	1-B 9	SN2646	15	1-B 7
SN10337	9	1-B 6	SN10813	77	1-B 13	SN176	53	1-B 11	SN2646	17	1-B 7
SN10337	13	1-B 7	SN10813	79	1-B 13	SN176	57	1-B 11	SN2646	19	1-B 7
SN10337	15	1-B 7	SN110	33	1-B 9	SN176	61	1-B 12	SN2646	21	1-B 8
SN10338	9	1-B 6	SN112	37	1-B 9	SN176	69	1-B 12	SN2750	11	1-B 7
SN10338	13	1-B 7	SN112	39	1-B 9	SN176	75	1-B 13	SN2750	37	1-B 9
SN10338	15	1-B 7	SN112	41	1-B 10	SN176	77	1-B 13	SN2750	39	1-B 9
SN10338	17	1-B 7	SN112	43	1-B 10	SN1791	9	1-B 6	SN2750	41	1-B 10
SN10338	19	1-B 7	SN112	45	1-B 10	SN1791	13	1-B 7	SN2750	43	1-B 10
SN10338	21	1-B 8	SN1122	49	1-B 10	SN1791	15	1-B 7	SN2750	45	1-B 10
SN10339R	9	1-B 6	SN12004R	53	1-B 11	SN1791	49	1-B 10	SN2755	33	1-B 9
SN10339R	13	1-B 7	SN12015	93	1-B 15	SN1875	33	1-B 9	SN2755	49	1-B 10
SN10339R	15	1-B 7	SN12015	119	1-B 17	SN1880	33	1-B 9	SN2755	119	1-B 17
SN10340	17	1-B 7	SN12016	93	1-B 15	SN1935	35	1-B 9	SN2761	49	1-B 10
SN10340	19	1-B 7	SN12017	93	1-B 15	SN1935	119	1-B 17	SN2867	7	1-B 6
SN10340	21	1-B 8	SN12018	93	1-B 15	SN1936	35	1-B 9	SN2984	11	1-B 7
SN10341R	33	1-B 9	SN12019	93	1-B 15	SN1936	119	1-B 17	SN2984	37	1-B 9
SN10342R	33	1-B 9	SN12020	57	1-B 11	SN1937	35	1-B 9	SN2984	39	1-B 9
SN10343R	33	1-B 9	SN12020	71	1-B 13	SN2045	41	1-B 10	SN2984	41	1-B 10
SN10344	17	1-B 7	SN12020	73	1-B 13	SN2045	43	1-B 10	SN2984	43	1-B 10
SN10344	19	1-B 7	SN12020	75	1-B 13	SN2088	33	1-B 9	SN2984	119	1-B 17
SN10345	21	1-B 8	SN12020	77	1-B 13	SN2094	7	1-B 6	SN302	35	1-B 9
SN10346	49	1-B 10	SN12020	79	1-B 13	SN2096	37	1-B 9	SN303	35	1-B 9
SN10347	49	1-B 10	SN12020	81	1-B 14	SN2098-1	33	1-B 9	SN3052	9	1-B 6
SN10348	49	1-B 10	SN12025	89	1-B 14	SN2098-6	35	1-B 9	SN3052	13	1-B 7
SN10349	49	1-B 10	SN12026	57	1-B 11	SN2339	57	1-B 11	SN3052	15	1-B 7
SN10350	49	1-B 10	SN12026	59	1-B 11	SN2339	61	1-B 12	SN3052	17	1-B 7
SN10353	11	1-B 7	SN12026	67	1-B 12	SN2339	69	1-B 12	SN3052	19	1-B 7
SN10353	37	1-B 9	SN1220	23	1-B 8	SN2378-2	9	1-B 6	SN3052	21	1-B 8
SN10353	39	1-B 9	SN1220	25	1-B 8	SN2378-2	13	1-B 7	SN3052	37	1-B 9
SN10353	41	1-B 10	SN1220	27	1-B 8	SN2378-2	15	1-B 7	SN3052	39	1-B 9
SN10353	43	1-B 10	SN1220	29	1-B 8	SN2378-2	17	1-B 7	SN3052	41	1-B 10
SN10353	45	1-B 10	SN1220	31	1-B 9	SN2378-2	19	1-B 7	SN3052	43	1-B 10
SN10362	9	1-B 6	SN12268	55	1-B 11	SN2378-2	21	1-B 8	SN3052	45	1-B 10
SN10362	13	1-B 7	SN12268	61	1-B 12	SN2389	53	1-B 11	SN3052	119	1-B 17
SN10362	15	1-B 7	SN12268	69	1-B 12	SN2425	53	1-B 11	SN3066	35	1-B 9
SN10362	17	1-B 7	SN12587R	45	1-B 10	SN2425	57	1-B 11	SN3090	49	1-B 10
SN10362	19	1-B 7	SN12588R	45	1-B 10	SN2425	61	1-B 12	SN3091	51	1-B 11
SN10362	21	1-B 8	SN12589R	45	1-B 10	SN2425	69	1-B 12	SN3094	51	1-B 11
SN10363	33	1-B 9	SN12590R	45	1-B 10	SN245	55	1-B 11	SN3095	49	1-B 10
SN10364	33	1-B 9	SN12604R	45	1-B 10	SN245	63	1-B 12	SN3096	49	1-B 10
SN10365	33	1-B 9	SN12605R	45	1-B 10	SN245	65	1-B 12	SN3117	35	1-B 9
SN10366R	33	1-B 9	SN12606R	45	1-B 10	SN245	71	1-B 13	SN3117	119	1-B 17
SN10367R	33	1-B 9	SN12607R	45	1-B 10	SN245	73	1-B 13	SN3118	35	1-B 9
SN10368	33	1-B 9	SN12608R	21	1-B 8	SN245	75	1-B 13	SN3118	119	1-B 17
SN1040	9	1-B 6	SN1282	33	1-B 9	SN245	77	1-B 13	SN3164	33	1-B 9
SN1040	13	1-B 7	SN1283	33	1-B 9	SN245	79	1-B 13	SN3164	45	1-B 10

**IV
INDEX**

7212/7232/7252 SOIL CONDITIONER

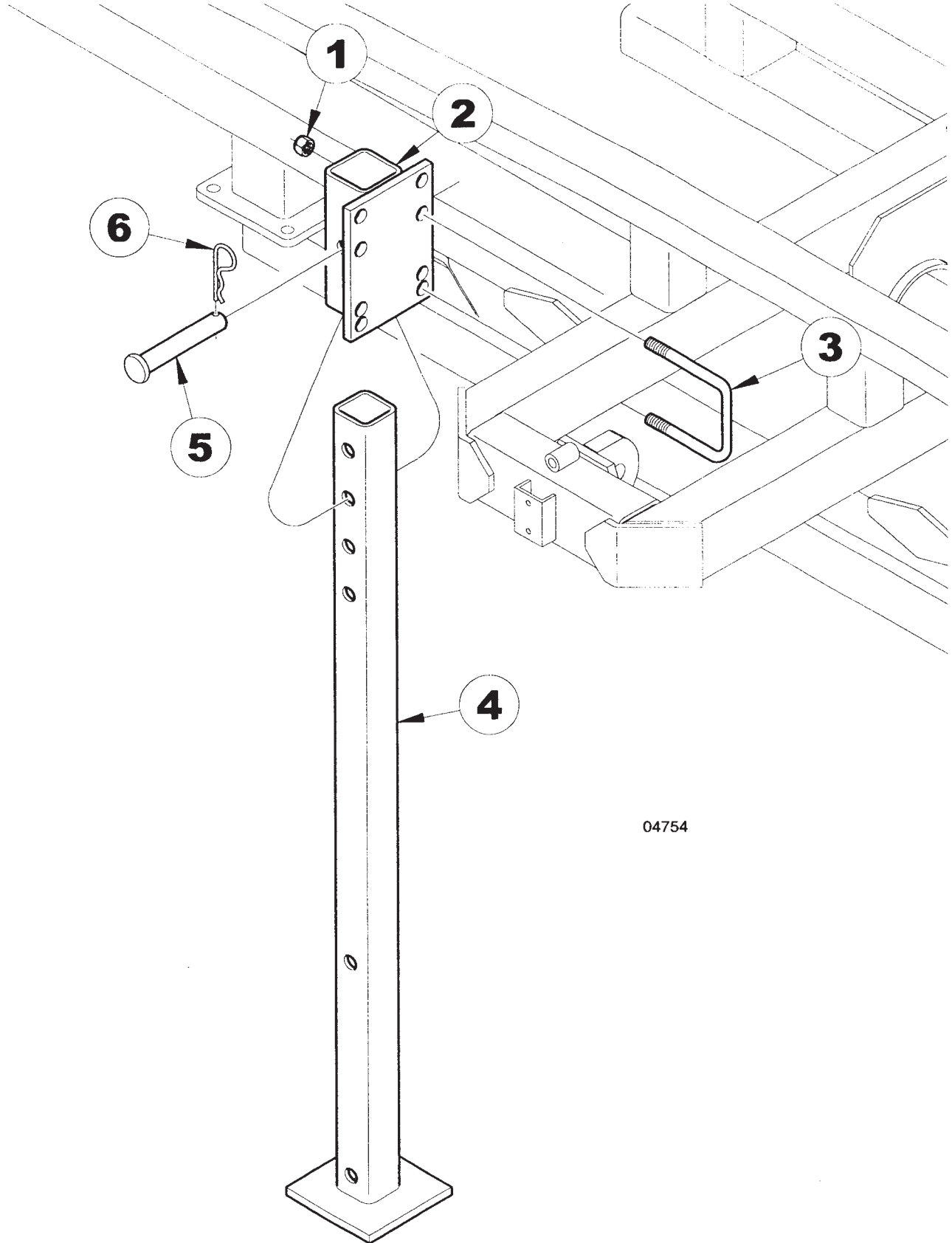
Part No.	Page	Grid	Part No.	Page	Grid	Part No.	Page	Grid	Part No.	Page	Grid
SN3164	53	1-B 11	SN4030002	57	1-B 11	SN4454	73	1-B 13	SN5251	77	1-B 13
SN3164	55	1-B 11	SN4030002	67	1-B 12	SN4454	75	1-B 13	SN5251	79	1-B 13
SN3164	59	1-B 11	SN4030002	71	1-B 13	SN4454	77	1-B 13	SN5251	81	1-B 14
SN3164	63	1-B 12	SN4031002	59	1-B 11	SN4455	55	1-B 11	SN5252	79	1-B 13
SN3164	65	1-B 12	SN4031002	63	1-B 12	SN4455	61	1-B 12	SN5252	81	1-B 14
SN3164	67	1-B 12	SN4036002	55	1-B 11	SN4455	63	1-B 12	SN5302	53	1-B 11
SN3164	71	1-B 13	SN4036002	61	1-B 12	SN4455	65	1-B 12	SN5302	57	1-B 11
SN3164	73	1-B 13	SN4036002	69	1-B 12	SN4455	69	1-B 12	SN5302	61	1-B 12
SN3164	75	1-B 13	SN4039002	57	1-B 11	SN4458	83	1-B 14	SN5302	69	1-B 12
SN3164	77	1-B 13	SN4039002	67	1-B 12	SN4458	85	1-B 14	SN5302	75	1-B 13
SN3164	79	1-B 13	SN4039002	73	1-B 13	SN4458	87	1-B 14	SN5302	77	1-B 13
SN3164	81	1-B 14	SN4040002	55	1-B 11	SN4458	89	1-B 14	SN5339	53	1-B 11
SN3253	53	1-B 11	SN4040002	59	1-B 11	SN4458	91	1-B 15	SN5339	55	1-B 11
SN3253	57	1-B 11	SN4040002	65	1-B 12	SN4458	93	1-B 15	SN5339	59	1-B 11
SN3253	61	1-B 12	SN4045002	59	1-B 11	SN4458	95	1-B 15	SN5339	67	1-B 12
SN3253	69	1-B 12	SN4045002	63	1-B 12	SN4458	97	1-B 15	SN5339	71	1-B 13
SN3298	35	1-B 9	SN4045002	67	1-B 12	SN4458	99	1-B 15	SN5339	73	1-B 13
SN3300	35	1-B 9	SN4045002	71	1-B 13	SN4458	101	1-B 16	SN5339	75	1-B 13
SN3300	119	1-B 17	SN4045002	75	1-B 13	SN4463	79	1-B 13	SN5339	77	1-B 13
SN3301	35	1-B 9	SN4045002	79	1-B 13	SN4463	81	1-B 14	SN5339	79	1-B 13
SN3301	119	1-B 17	SN4054002	55	1-B 11	SN4465	71	1-B 13	SN5527	49	1-B 10
SN3302	35	1-B 9	SN4054002	67	1-B 12	SN4465	73	1-B 13	SN5527	119	1-B 17
SN3302	119	1-B 17	SN4054002	73	1-B 13	SN4465	75	1-B 13	SN5528	49	1-B 10
SN3303	35	1-B 9	SN4054002	77	1-B 13	SN4465	77	1-B 13	SN5545	49	1-B 10
SN3303	119	1-B 17	SN4054002	81	1-B 14	SN4465	79	1-B 13	SN5546	49	1-B 10
SN3306	7	1-B 6	SN4055002	55	1-B 11	SN4465	81	1-B 14	SN5547	49	1-B 10
SN3306	49	1-B 10	SN4055002	59	1-B 11	SN4472	71	1-B 13	SN5844	47	1-B 10
SN3306	119	1-B 17	SN4055002	65	1-B 12	SN4472	73	1-B 13	SN5844	119	1-B 17
SN3353	7	1-B 6	SN4055002	69	1-B 12	SN4472	75	1-B 13	SN5845	47	1-B 10
SN3567	53	1-B 11	SN4055002	71	1-B 13	SN4472	77	1-B 13	SN5845	119	1-B 17
SN3567	57	1-B 11	SN4067002	55	1-B 11	SN4473	71	1-B 13	SN5848	47	1-B 10
SN3567	61	1-B 12	SN4067002	59	1-B 11	SN4473	73	1-B 13	SN5848	119	1-B 17
SN3567	69	1-B 12	SN4067002	63	1-B 12	SN4473	75	1-B 13	SN5849	47	1-B 10
SN3577	35	1-B 9	SN4067002	67	1-B 12	SN4473	77	1-B 13	SN5849	119	1-B 17
SN3578	35	1-B 9	SN4067002	73	1-B 13	SN4473	79	1-B 13	SN5857	47	1-B 10
SN3579	35	1-B 9	SN4070002	59	1-B 11	SN4473	81	1-B 14	SN5937	13	1-B 7
SN3750	9	1-B 6	SN4070002	65	1-B 12	SN4482	57	1-B 11	SN5937	15	1-B 7
SN3750	13	1-B 7	SN4070002	69	1-B 12	SN4482	61	1-B 12	SN5937	17	1-B 7
SN3750	15	1-B 7	SN4070002	71	1-B 13	SN4482	69	1-B 12	SN5937	19	1-B 7
SN3750	17	1-B 7	SN4070002	75	1-B 13	SN4737	9	1-B 6	SN5937	21	1-B 8
SN3750	19	1-B 7	SN4070002	79	1-B 13	SN4737	13	1-B 7	SN6101	45	1-B 10
SN3750	21	1-B 8	SN4082002	67	1-B 12	SN4737	15	1-B 7	SN6150	23	1-B 8
SN3765	9	1-B 6	SN4082002	71	1-B 13	SN4737	17	1-B 7	SN6150	25	1-B 8
SN3765	13	1-B 7	SN4082002	73	1-B 13	SN4737	19	1-B 7	SN6150	27	1-B 8
SN3765	15	1-B 7	SN4082002	77	1-B 13	SN4737	21	1-B 8	SN6150	29	1-B 8
SN3765	17	1-B 7	SN4082002	81	1-B 14	SN4753	9	1-B 6	SN6150	31	1-B 9
SN3765	19	1-B 7	SN4097002	71	1-B 13	SN4753	13	1-B 7	SN6167	23	1-B 8
SN3765	21	1-B 8	SN4120002	75	1-B 13	SN4753	15	1-B 7	SN6167	25	1-B 8
SN3807	9	1-B 6	SN4120002	77	1-B 13	SN4753	17	1-B 7	SN6167	27	1-B 8
SN3807	13	1-B 7	SN4122002	79	1-B 13	SN4753	19	1-B 7	SN6167	29	1-B 8
SN3807	15	1-B 7	SN4122002	81	1-B 14	SN4753	21	1-B 8	SN6167	31	1-B 9
SN3807	17	1-B 7	SN4240002	53	1-B 11	SN4893	9	1-B 6	SN6272	17	1-B 7
SN3807	19	1-B 7	SN4250002	53	1-B 11	SN4893	13	1-B 7	SN6272	19	1-B 7
SN3807	21	1-B 8	SN4252002	57	1-B 11	SN4893	15	1-B 7	SN6272	21	1-B 8
SN3881	11	1-B 7	SN4285002	57	1-B 11	SN4893	17	1-B 7	SN6272	119	1-B 17
SN3881	37	1-B 9	SN4285002	61	1-B 12	SN4893	19	1-B 7	SN6301R	23	1-B 8
SN3881	39	1-B 9	SN4285002	69	1-B 12	SN4893	21	1-B 8	SN6301R	25	1-B 8
SN3881	41	1-B 10	SN4403R	63	1-B 12	SN4893	119	1-B 17	SN6301R	27	1-B 8
SN3881	43	1-B 10	SN4403R	65	1-B 12	SN4924	51	1-B 11	SN6301R	29	1-B 8
SN3881	45	1-B 10	SN4405R	75	1-B 13	SN506	9	1-B 6	SN6301R	31	1-B 9
SN3984	53	1-B 11	SN4405R	77	1-B 13	SN506	13	1-B 7	SN6380	79	1-B 13
SN3984	57	1-B 11	SN4410002	69	1-B 12	SN506	15	1-B 7	SN6380	81	1-B 14
SN3984	61	1-B 12	SN4451	71	1-B 13	SN506	17	1-B 7	SN6425	23	1-B 8
SN3984	69	1-B 12	SN4451	73	1-B 13	SN506	19	1-B 7	SN6425	25	1-B 8
SN3984	75	1-B 13	SN4451	75	1-B 13	SN506	21	1-B 8	SN6425	27	1-B 8
SN3984	77	1-B 13	SN4451	77	1-B 13	SN5094	35	1-B 9	SN6425	29	1-B 8
SN4016002	79	1-B 13	SN4451	79	1-B 13	SN5151	35	1-B 9	SN6425	31	1-B 9
SN4016002	81	1-B 14	SN4451	81	1-B 14	SN5152	35	1-B 9	SN6529	79	1-B 13
SN4018002	55	1-B 11	SN4454	53	1-B 11	SN5201	53	1-B 11	SN6529	81	1-B 14
SN4022002	55	1-B 11	SN4454	55	1-B 11	SN5251	55	1-B 11	SN6575	9	1-B 6
SN4022002	59	1-B 11	SN4454	61	1-B 12	SN5251	63	1-B 12	SN6575	13	1-B 7
SN4022002	61	1-B 12	SN4454	63	1-B 12	SN5251	65	1-B 12	SN6575	15	1-B 7
SN4022002	65	1-B 12	SN4454	65	1-B 12	SN5251	71	1-B 13	SN6575	17	1-B 7
SN4022002	69	1-B 12	SN4454	69	1-B 12	SN5251	73	1-B 13	SN6575	19	1-B 7
SN4030002	55	1-B 11	SN4454	71	1-B 13	SN5251	75	1-B 13	SN6575	21	1-B 8

7212/7232/7252 SOIL CONDITIONER

V
INDEX

Part No.	Page	Grid	Part No.	Page	Grid	Part No.	Page	Grid	Part No.	Page	Grid
SN6635	57	1-B 11	SN8612-1	101	1-B 16	SN8835-1	97	1-B 15	SN9451	41	1-B 10
SN6635	59	1-B 11	SN8612-1	119	1-B 17	SN8837-1	99	1-B 15	SN9451	43	1-B 10
SN6635	67	1-B 12	SN8615-1	95	1-B 15	SN8837-1	101	1-B 16	SN9453	49	1-B 10
SN668	49	1-B 10	SN8615-1	99	1-B 15	SN8842-1	91	1-B 15	SN9467	9	1-B 6
SN669	49	1-B 10	SN8616-1	91	1-B 15	SN8845-1	83	1-B 14	SN9467	13	1-B 7
SN669-1	7	1-B 6	SN8616-1	93	1-B 15	SN8849-1	87	1-B 14	SN9467	15	1-B 7
SN669-1	9	1-B 6	SN8616-1	97	1-B 15	SN8855-1	95	1-B 15	SN9467	17	1-B 7
SN669-1	11	1-B 7	SN8616-1	101	1-B 16	SN8858-1	99	1-B 15	SN9467	19	1-B 7
SN669-1	13	1-B 7	SN8617-1	87	1-B 14	SN8863-1	83	1-B 14	SN9467	21	1-B 8
SN669-1	15	1-B 7	SN8617-1	89	1-B 14	SN8863-1	85	1-B 14	SN9482	41	1-B 10
SN669-1	17	1-B 7	SN8631-1	83	1-B 14	SN8863-1	91	1-B 15	SN9482	43	1-B 10
SN669-1	19	1-B 7	SN8631-1	85	1-B 14	SN8863-1	93	1-B 15	SN9482	45	1-B 10
SN669-1	21	1-B 8	SN8631-1	87	1-B 14	SN8864-1	87	1-B 14	SN9483	41	1-B 10
SN669-1	37	1-B 9	SN8631-1	89	1-B 14	SN8864-1	89	1-B 14	SN9483	43	1-B 10
SN669-1	39	1-B 9	SN8631-1	91	1-B 15	SN8864-1	95	1-B 15	SN9484	41	1-B 10
SN669-1	41	1-B 10	SN8631-1	93	1-B 15	SN8864-1	97	1-B 15	SN9484	43	1-B 10
SN669-1	43	1-B 10	SN8631-1	95	1-B 15	SN8864-1	99	1-B 15	SN9491	17	1-B 7
SN669-1	45	1-B 10	SN8631-1	97	1-B 15	SN8864-1	101	1-B 16	SN9492R	21	1-B 8
SN669-1	49	1-B 10	SN8631-1	99	1-B 15	SN8886-1	87	1-B 14	SN9494	19	1-B 7
SN670	37	1-B 9	SN8631-1	101	1-B 16	SN8902-1	83	1-B 14	SN9494	21	1-B 8
SN670	41	1-B 10	SN8654-1	89	1-B 14	SN8915-1	91	1-B 15	SN9495	41	1-B 10
SN670	43	1-B 10	SN8657-10	85	1-B 14	SN8923-1	101	1-B 16	SN9496	41	1-B 10
SN6876	33	1-B 9	SN8658-1	85	1-B 14	SN8924-1	95	1-B 15	SN9497	41	1-B 10
SN6923	9	1-B 6	SN8670-10	89	1-B 14	SN8926-1	97	1-B 15	SN9498	41	1-B 10
SN6923	13	1-B 7	SN8670-10	97	1-B 15	SN8927-10	85	1-B 14	SN9534	17	1-B 7
SN6923	15	1-B 7	SN8670-10	101	1-B 16	SN8927-10	93	1-B 15	SN9534	19	1-B 7
SN6923	17	1-B 7	SN8671-1	83	1-B 14	SN8928-1	85	1-B 14	SN9534	21	1-B 8
SN6923	19	1-B 7	SN8671-1	85	1-B 14	SN8934-1	99	1-B 15	SN9560	39	1-B 9
SN6923	21	1-B 8	SN8671-1	87	1-B 14	SN8949-1	85	1-B 14	SN9565R	39	1-B 9
SN7001	9	1-B 6	SN8671-1	89	1-B 14	SN8949-1	119	1-B 17	SN9566	39	1-B 9
SN7001	13	1-B 7	SN8671-1	91	1-B 15	SN8949-1	119	1-B 17	SN9567R	19	1-B 7
SN7001	15	1-B 7	SN8671-1	93	1-B 15	SN8950-1	85	1-B 14	SN9568R	17	1-B 7
SN7001	17	1-B 7	SN8671-1	95	1-B 15	SN8955-1	91	1-B 15	SN9569	37	1-B 9
SN7001	19	1-B 7	SN8671-1	97	1-B 15	SN8978-1	85	1-B 14	SN9569	39	1-B 9
SN7001	21	1-B 8	SN8671-1	99	1-B 15	SN8978-1	93	1-B 15	SN9569	41	1-B 10
SN7001	119	1-B 17	SN8671-1	101	1-B 16	SN8982-1	83	1-B 14	SN9569	43	1-B 10
SN71L-2901	39	1-B 9	SN8682-1	89	1-B 14	SN916	9	1-B 6	SN9569	45	1-B 10
SN71L-2901	41	1-B 10	SN8682-1	97	1-B 15	SN916	13	1-B 7	SN9570	37	1-B 9
SN71L-2901	43	1-B 10	SN8682-1	101	1-B 16	SN916	15	1-B 7	SN9570	39	1-B 9
SN71L-2901	45	1-B 10	SN8683-1	85	1-B 14	SN916	17	1-B 7	SN9570	41	1-B 10
SN7744	39	1-B 9	SN8683-1	87	1-B 14	SN916	19	1-B 7	SN9570	43	1-B 10
SN7744	41	1-B 10	SN8683-1	89	1-B 14	SN916	21	1-B 8	SN9570	45	1-B 10
SN7744	43	1-B 10	SN8683-1	93	1-B 15	SN9354	15	1-B 7	SN9571R	37	1-B 9
SN7744	45	1-B 10	SN8683-1	95	1-B 15	SN9354	17	1-B 7	SN9571R	39	1-B 9
SN7765	9	1-B 6	SN8683-1	97	1-B 15	SN9355R	13	1-B 7	SN9571R	41	1-B 10
SN7765	13	1-B 7	SN8683-1	99	1-B 15	SN9356	37	1-B 9	SN9571R	43	1-B 10
SN7765	15	1-B 7	SN8683-1	101	1-B 16	SN9356	41	1-B 10	SN9629	9	1-B 6
SN7785R	53	1-B 11	SN8686-1	83	1-B 14	SN9356	43	1-B 10	SN997002	103	1-B 16
SN7785R	55	1-B 11	SN8686-1	91	1-B 15	SN9357	37	1-B 9	SN997002	107	1-B 16
SN7785R	61	1-B 12	SN8702-10	83	1-B 14	SN9357	41	1-B 10	SN997002	111	1-B 17
SN7785R	69	1-B 12	SN8702-10	91	1-B 15	SN9357	43	1-B 10	SN997040	105	1-B 16
SN7841	57	1-B 11	SN8703-10	87	1-B 14	SN9359R	31	1-B 9	SN997040	109	1-B 16
SN7841	71	1-B 13	SN8703-10	95	1-B 15	SN9360R	25	1-B 8	SN997040	113	1-B 17
SN7841	73	1-B 13	SN8703-10	99	1-B 15	SN9361R	23	1-B 8	SN997040	115	1-B 17
SN7841	75	1-B 13	SN8712-1	83	1-B 14	SN9361R	27	1-B 8	SN997041	105	1-B 16
SN7841	77	1-B 13	SN8712-1	91	1-B 15	SN9361R	29	1-B 8	SN997041	109	1-B 16
SN7946	49	1-B 10	SN8713-1	87	1-B 14	SN9362	11	1-B 7	SN997041	113	1-B 17
SN7967	11	1-B 7	SN8713-1	95	1-B 15	SN9362	37	1-B 9	SN997041	115	1-B 17
SN7967	37	1-B 9	SN8713-1	99	1-B 15	SN9362	39	1-B 9	SN997042	105	1-B 16
SN7967	39	1-B 9	SN8732-10	83	1-B 14	SN9362	41	1-B 10	SN997042	109	1-B 16
SN7967	41	1-B 10	SN8734-10	91	1-B 15	SN9362	43	1-B 10	SN997042	113	1-B 17
SN7967	43	1-B 10	SN8737-10	87	1-B 14	SN9362	45	1-B 10	SN997042	115	1-B 17
SN7968	47	1-B 10	SN8737-10	95	1-B 15	SN9395R	53	1-B 11	SN997042	117	1-B 17
SN7968	119	1-B 17	SN8737-10	99	1-B 15	SN9400	49	1-B 10	SN997045	109	1-B 16
SN7969	47	1-B 10	SN8769-1	83	1-B 14	SN9403	7	1-B 6	SN997045	113	1-B 17
SN7969	119	1-B 17	SN8769-1	119	1-B 17	SN9404	49	1-B 10	SN997045	115	1-B 17
SN8273-1	89	1-B 14	SN8778-1	91	1-B 15	SN9411	11	1-B 7	SN997045	117	1-B 17
SN8273-1	97	1-B 15	SN8778-1	119	1-B 17	SN9416	49	1-B 10	SN997048	105	1-B 16
SN8273-1	101	1-B 16	SN8784-1	87	1-B 14	SN9417	49	1-B 10	SN997048	109	1-B 16
SN8602-1	101	1-B 16	SN8784-1	95	1-B 15	SN9418	49	1-B 10	SN997048	113	1-B 17
SN8605-1	97	1-B 15	SN8784-1	99	1-B 15	SN9444	15	1-B 7	SN997048	115	1-B 17
SN8610-1	83	1-B 14	SN8784-1	119	1-B 17	SN9445	13	1-B 7	SN997048	117	1-B 17
SN8610-1	85	1-B 14	SN8832-1	87	1-B 14	SN9449	37	1-B 9	SN997074	105	1-B 16
SN8612-1	89	1-B 14	SN8832-1	89	1-B 14	SN9451	37	1-B 9	SN997074	109	1-B 16
SN8612-1	97	1-B 15	SN8835-1	95	1-B 15	SN9451	39	1-B 9	SN997074	113	1-B 17

REAR STAND



04754

7212, 7232, & 7252 SOIL CONDITIONER
SERVICE PARTS

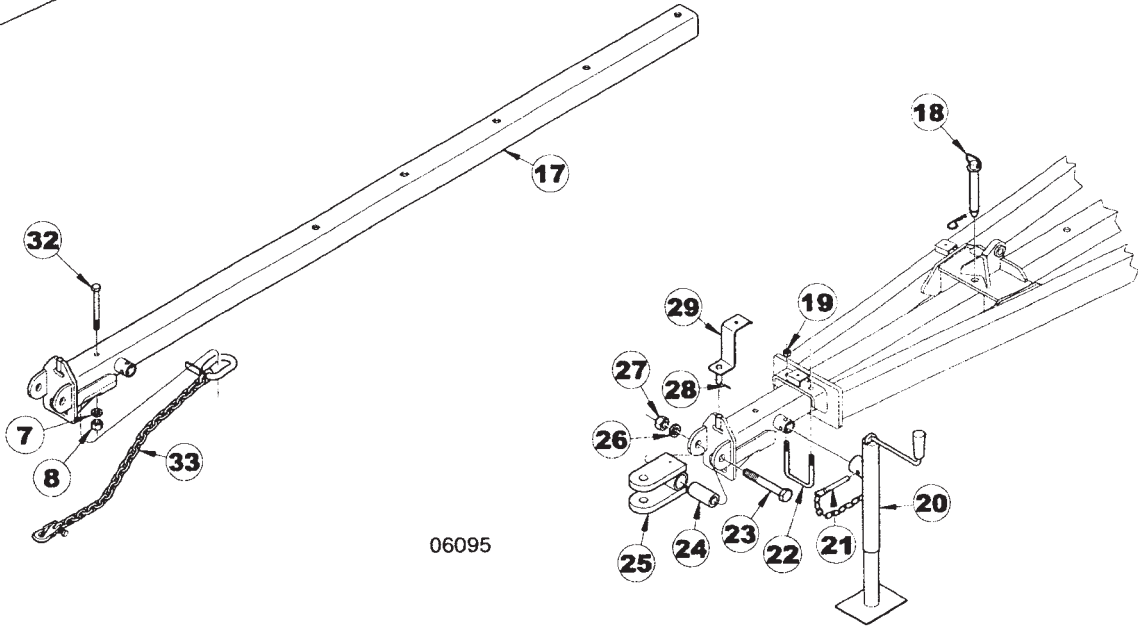
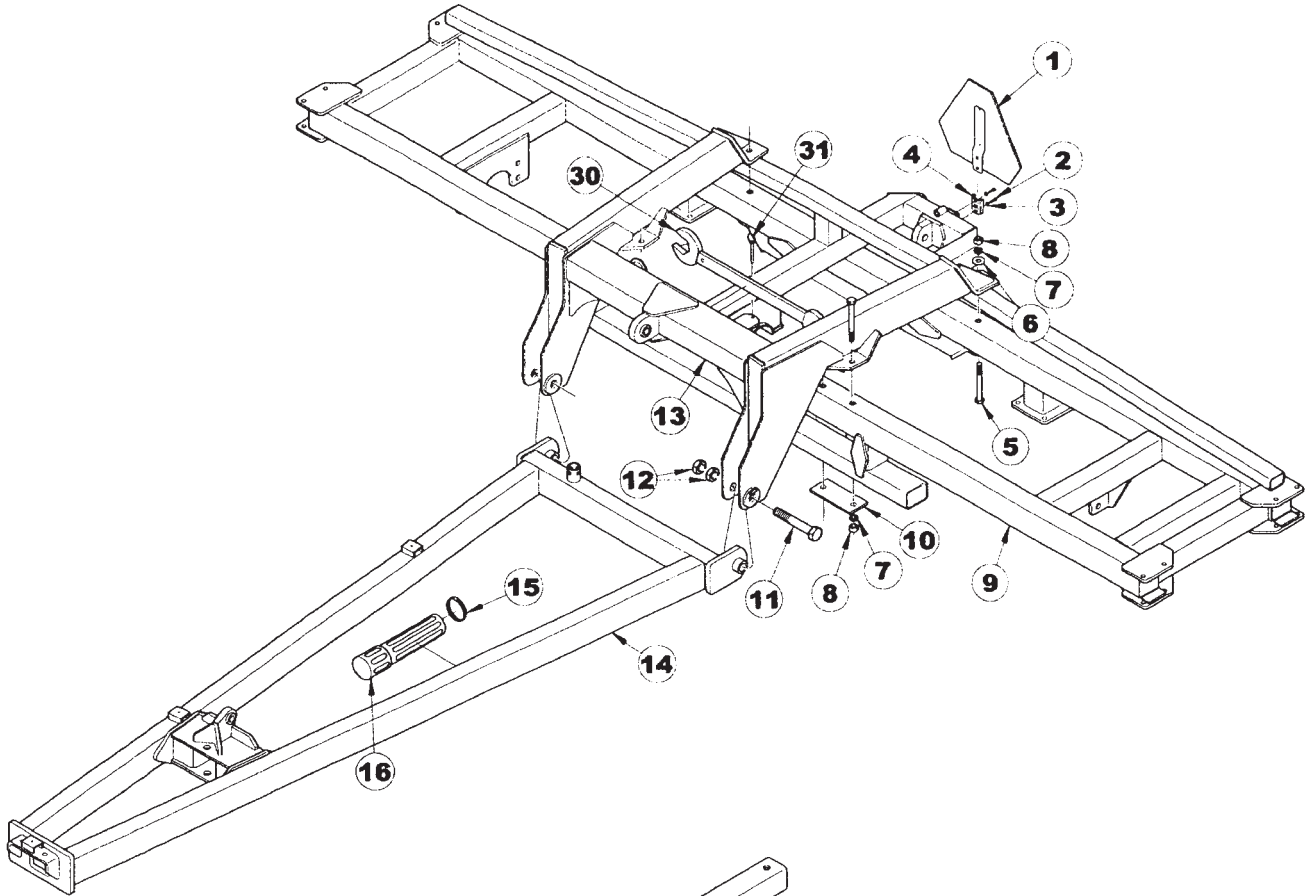
7

REAR STAND

ITEM	NUMBER	QTY	DESCRIPTION
1	SN669-1		LOCK NUT, 5/8" HEX NYLON
2	SN3353		JACK ADAPTER PLATE
3	SN3306		U-BOLT, 5/8"-11 X 4 1/2" X 4 5/8" W, GR 5, Y/D
4	SN9403		REAR JACK STAND
5	SN2094		PIN, 3/4" X 4 1/2" (4"), Y/D
6	SN2867		PIN CLIP, 1/2"-5/8" SHAFT, .120" DIA, 2" L, Y/D

I0004754
PR: t05g30n04d0001

FRAME & TONGUE ASSEMBLY
(RIGID MACHINES)



06095

TONGUE INSTALLED

**7212, 7232, & 7252 SOIL CONDITIONER
SERVICE PARTS**

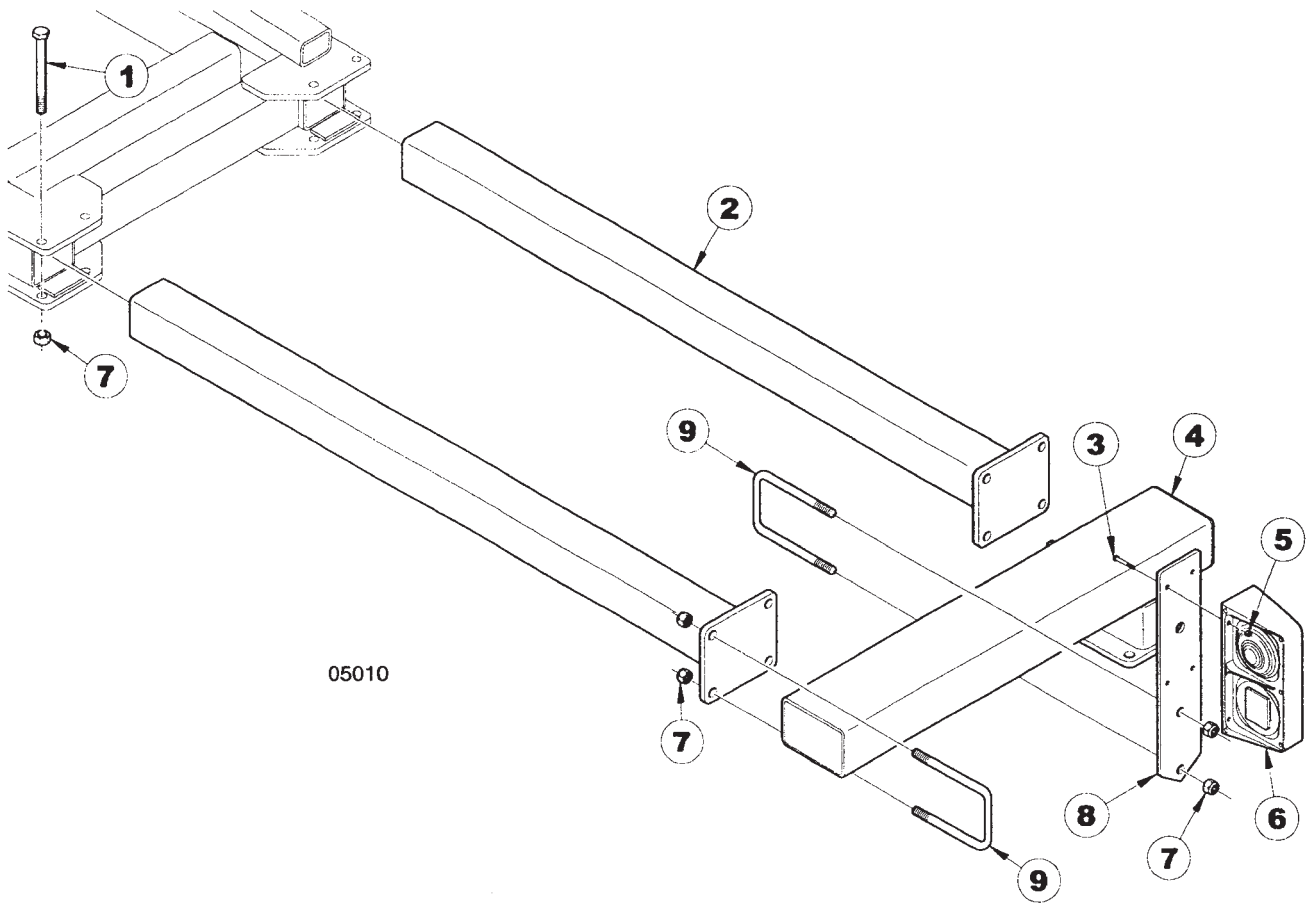
9

**FRAME & TONGUE ASSEMBLY
(RIGID MACHINES)**

ITEM	NUMBER	QTY	DESCRIPTION
1	SN7001		SMV EMBLEM
2	SN2568		HEX BOLT, 1/4"-20 X 3/4", GR 5 Y/D
3	SN506		FLAT WASHER, 1/4", Y/D
4	SN2566		S.M.V. SOCKET
5	SN916		HEX BOLT, 3/4"-10 X 6", GR 5, Y/D
6	SN9467		FLAT WASHER, 3"OD X 25/32"ID,1/2" TH
7	SN1040		LOCK WASHER,3/4" SPLIT TYPE MED,Y/D
8	SN106		HEX NUT, 3/4"-10 FULL, GR 5, Y/D
9	SN10331R		FRAME, MAIN 7212
10	SN9629		REINFORCEMENT PLATE
11	SN4753		HEX BOLT, 1 1/4"-7 X 6",
12	SN4737		JAM NUT, 1 1/4"-7 HEX, GR 2, Y/D
13	SN10334		TONGUE, MOUNT 7200
14	SN10337		TONGUE, 7212/7232-18'-30'
15	SN3765		HOSE CLAMP, 3 1/2"
16	SN3750		OPERATOR'S MANUAL TUBE
17	SN10339R		TONGUE, SLIDE EXTENSION
18	SN7765		PIN, 1" X 8 1/8" (6"), Y/D W/PIN CLIP
19	SN669-1		LOCK NUT, 5/8" HEX NYLON
20	SNYYB-909		SWIVEL JACK
21	SN2378-2		TONGUE JACK PIN
22	SN3052		U-BOLT, 5/8"-11 X 5 5/8" X 4 3/4" W, GR 5, Y/D
23	SN2646		HEX BOLT, 1 1/8"-7 X 7", GR 5, Y/D
24	SN4893		BUSHING, CLEVIS - 4 3/16" L.
25	SN3807		HITCH CLEVIS, 4" DOUBLE 1 1/4" HOLE
26	SN2561		LOCK WASHER, 1 1/8" SPLIT TYPE MED, Y/D
27	SN1300		HEX NUT, 1 1/8"-7 FULL, GR 2, Y/D
28	SNFK150295		ROLL PIN, 3/16" X 1
29	SN10338		HOLDER, HOSE
30	SN6923		WRENCH, TONGUE ADJUSTMENT
31	SN6575		BALL LOCK PIN, 3/8" X 3 1/2" (3 1/8")
32	SN1791		HEX BOLT, 3/4"-10 X 6 1/2",GR 5,Y/D
33	SN10362		CHAIN, 5/16" X 59" (10,100 LB) Y/D,ASSY

I0006095
PR: t05g30n04d0002

SLIDING EXTENSIONS (RIGID MACHINES)



05010

7212, 7232, & 7252 SOIL CONDITIONER
SERVICE PARTS

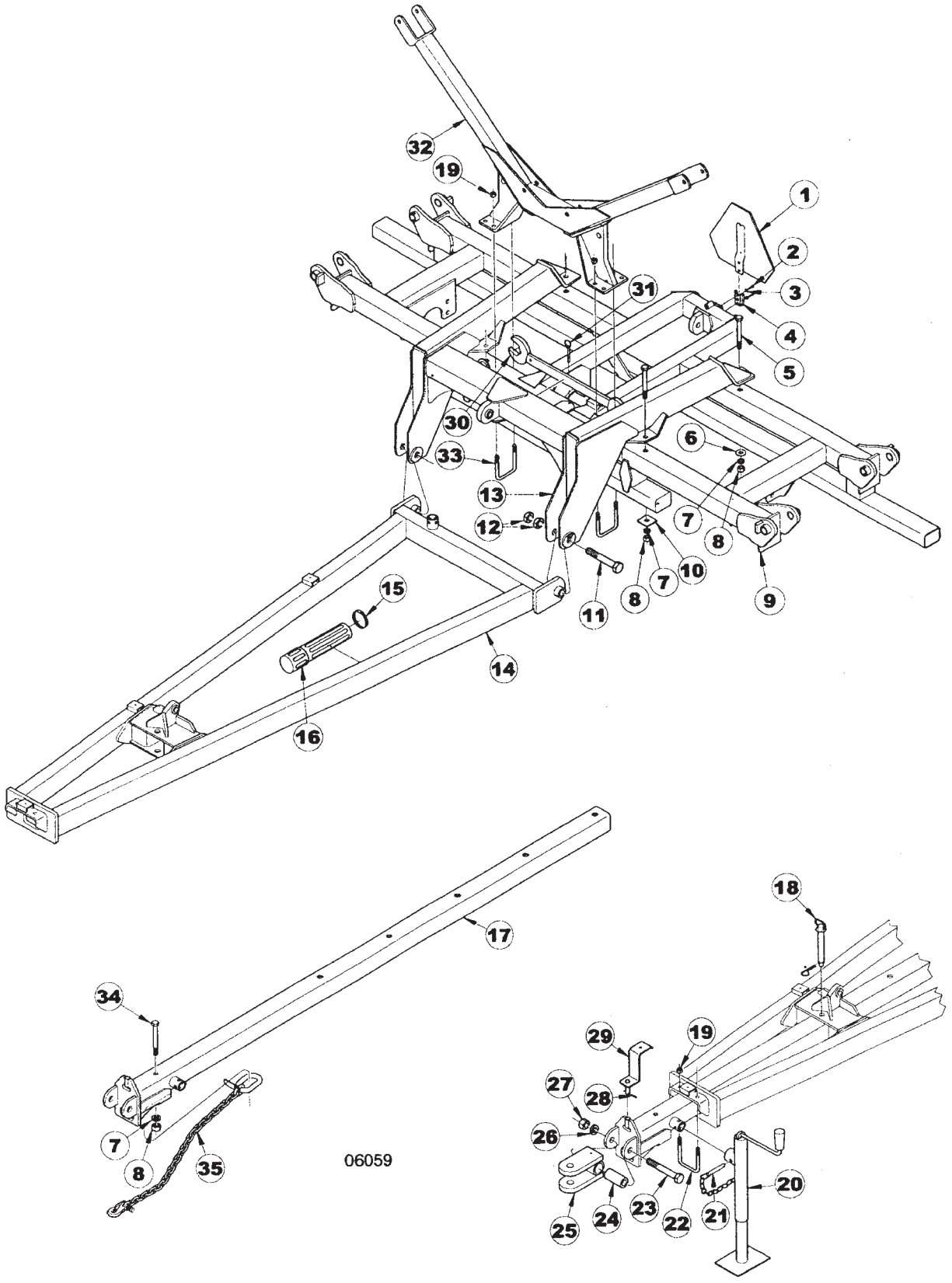
11

SLIDING EXTENSIONS (RIGID MACHINES)

ITEM	NUMBER	QTY	DESCRIPTION
1	SN1672		HEX BOLT, 5/8"-11 X 6", GR 5, Y/D
2	SN9362		EXTENSION
3	SN2750		HEX BOLT, 1/4"-20 X 1 1/4", GR 2, Y/D
4	SN10353		EXTENSION, OUTER WING
5	SN3881		LOCK NUT, 1/4"-20 HEX NYLON INSERT, GR 2, Y/D
6	SN7967		LIGHT KIT W/HARDWARE, EXTENDED HARNESS
7	SN669-1		LOCK NUT, 5/8" HEX NYLON
8	SN9411		LIGHT BRACKET
9	SN2984		U-BOLT, 5/8"-11 X 7 1/2" X 4 3/4" W, GR 5, Y/D

I0005010
PR: t05g30n04d0003

CENTER FRAME & TONGUE ASSEMBLY
(3-SECTION 18'-25')



06059

TONGUE INSTALLED

**7212, 7232, & 7252 SOIL CONDITIONER
SERVICE PARTS**

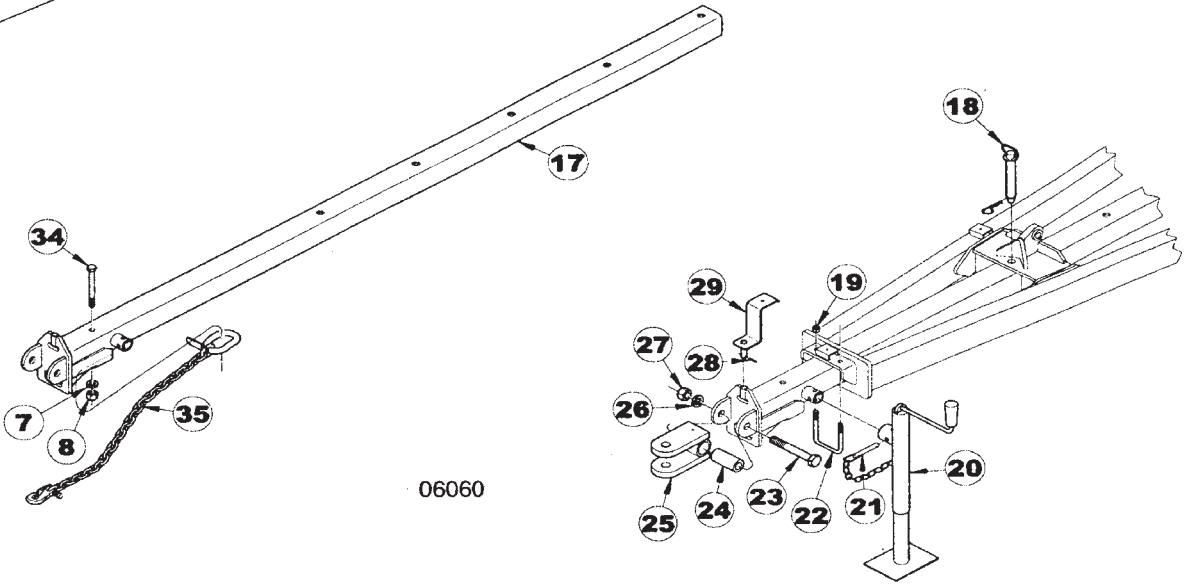
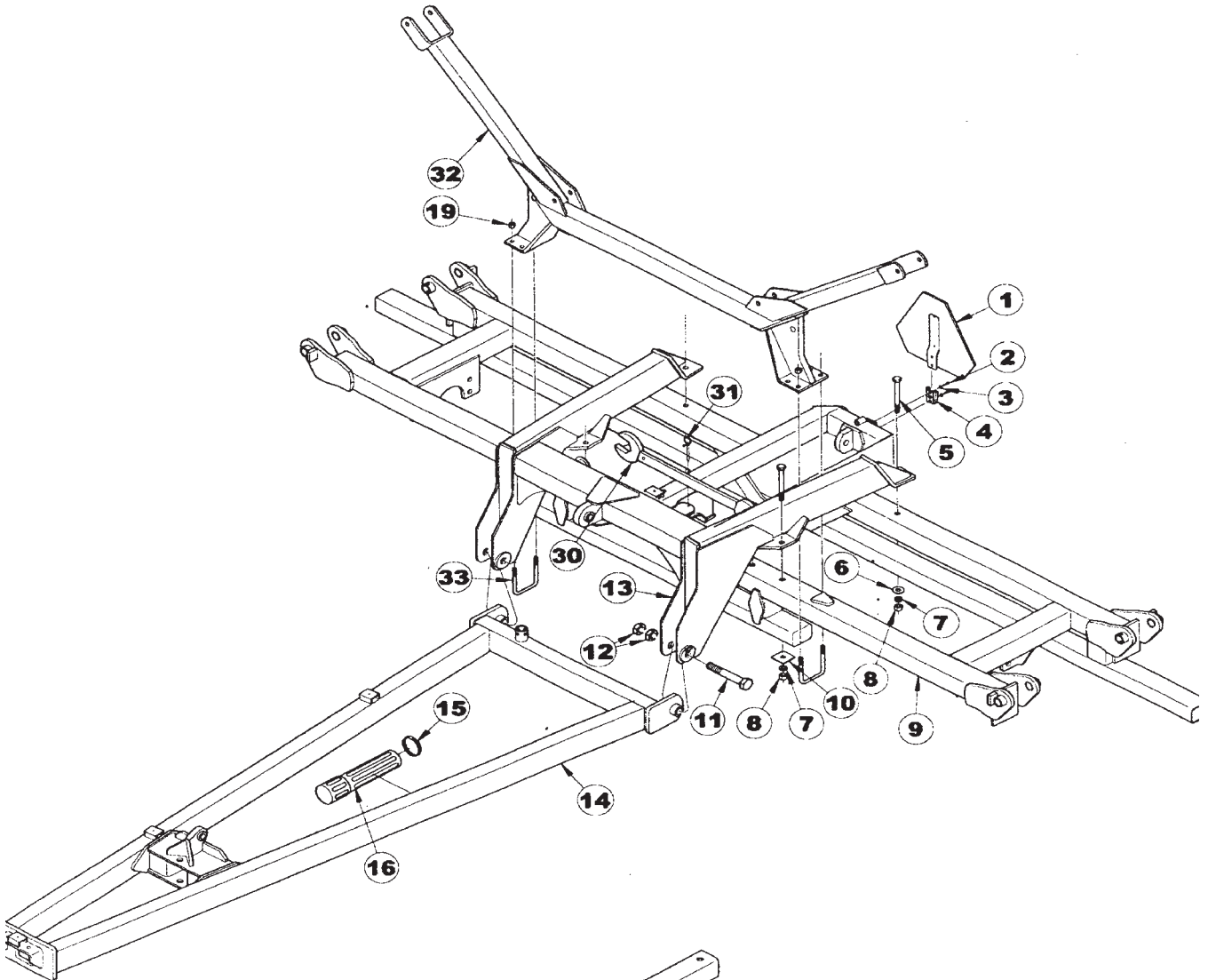
13

**CENTER FRAME & TONGUE ASSEMBLY
(3-SECTION 18'-25')**

ITEM	NUMBER	QTY	DESCRIPTION
1	SN7001		SMV EMBLEM
2	SN2568		HEX BOLT, 1/4"-20 X 3/4", GR 5 Y/D
3	SN506		FLAT WASHER, 1/4", Y/D
4	SN2566		S.M.V. SOCKET
5	SN916		HEX BOLT, 3/4"-10 X 6", GR 5, Y/D
6	SN9467		FLAT WASHER, 3"OD X 25/32"ID,1/2" TH
7	SN1040		LOCK WASHER,3/4" SPLIT TYPE MED,Y/D
8	SN106		HEX NUT, 3/4"-10 FULL, GR 5, Y/D
9	SN9355R		CENTER FRAME, 9 1/2'
10	SN5937		FLAT WASHER, 3/4", 1/4" THICK
11	SN4753		HEX BOLT, 1 1/4"-7 X 6",
12	SN4737		JAM NUT, 1 1/4"-7 HEX, GR 2, Y/D
13	SN10334		TONGUE, MOUNT 7200
14	SN10337		TONGUE, 7212/7232-18'-30'
15	SN3765		HOSE CLAMP, 3 1/2"
16	SN3750		OPERATOR'S MANUAL TUBE
17	SN10339R		TONGUE, SLIDE EXTENSION
18	SN7765		PIN, 1" X 8 1/8" (6"), Y/D W/PIN CLIP
19	SN669-1		LOCK NUT, 5/8" HEX NYLON
20	SNYYB-909		SWIVEL JACK
21	SN2378-2		TONGUE JACK PIN
22	SN3052		U-BOLT, 5/8"-11 X 5 5/8" X 4 3/4" W, GR 5, Y/D
23	SN2646		HEX BOLT, 1 1/8"-7 X 7", GR 5, Y/D
24	SN4893		BUSHING, CLEVIS - 4 3/16" L.
25	SN3807		HITCH CLEVIS, 4" DOUBLE 1 1/4" HOLE
26	SN2561		LOCK WASHER, 1 1/8" SPLIT TYPE MED, Y/D
27	SN1300		HEX NUT, 1 1/8"-7 FULL, GR 2, Y/D
28	SNFK150295		ROLL PIN, 3/16" X 1
29	SN10338		HOLDER, HOSE
30	SN6923		WRENCH, TONGUE ADJUSTMENT
31	SN6575		BALL LOCK PIN, 3/8" X 3 1/2" (3 1/8")
32	SN9445		WING STABILIZER
33	SN3052		U-BOLT, 5/8"-11 X 5 5/8" X 4 3/4" W, GR 5, Y/D
34	SN1791		HEX BOLT, 3/4"-10 X 6 1/2",GR 5,Y/D
35	SN10362		CHAIN, 5/16" X 59" (10,100 LB) Y/D,ASSY

I0006059
PR: t05g30n04d0004

CENTER FRAME & TONGUE ASSEMBLY
(3-SECTION 28'-30')



06060

TONGUE INSTALLED

**7212, 7232, & 7252 SOIL CONDITIONER
SERVICE PARTS**

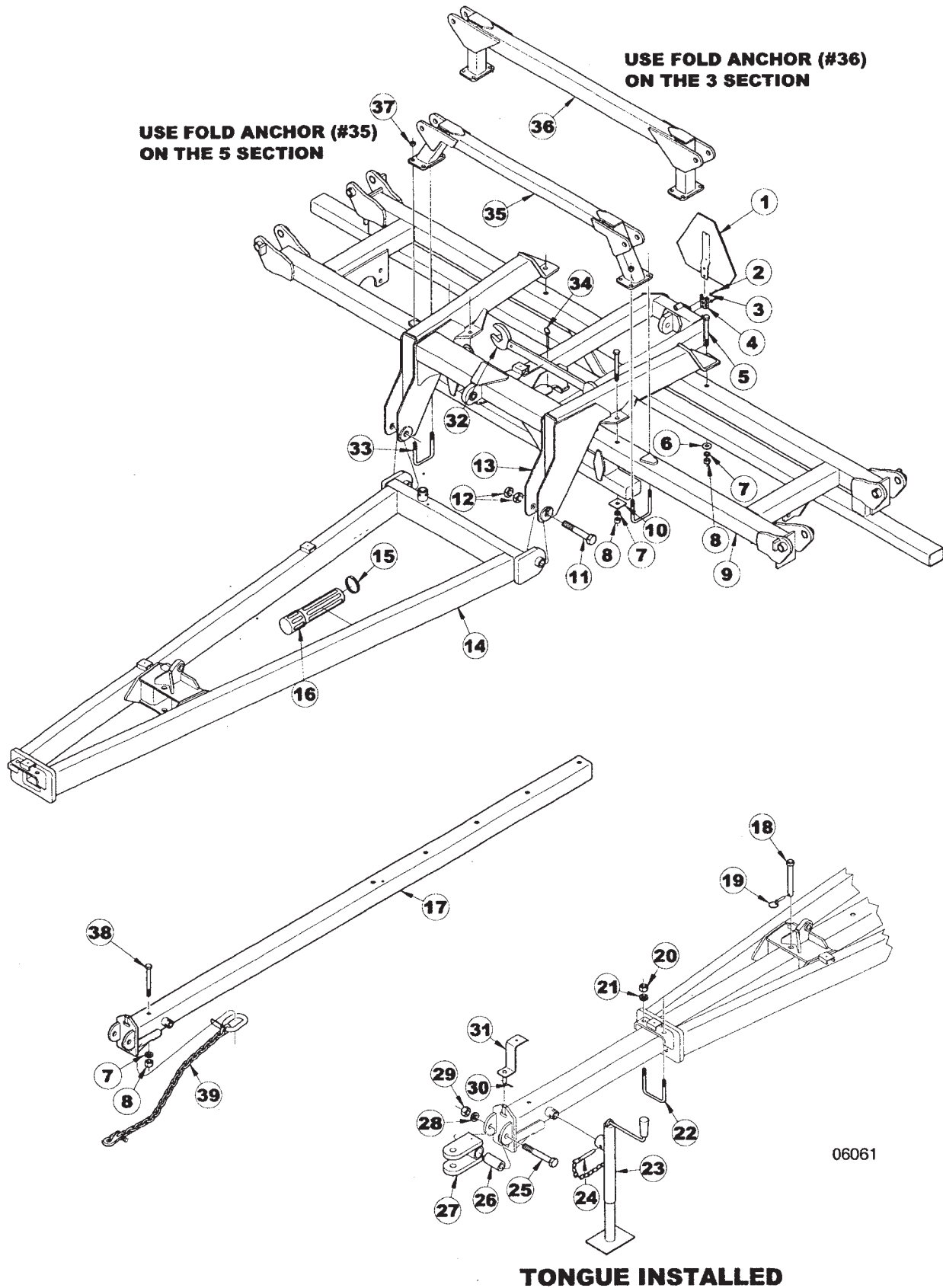
15

**CENTER FRAME & TONGUE ASSEMBLY
(3-SECTION 28'-30')**

ITEM	NUMBER	QTY	DESCRIPTION
1	SN7001		SMV EMBLEM
2	SN2568		HEX BOLT, 1/4"-20 X 3/4", GR 5 Y/D
3	SN506		FLAT WASHER, 1/4", Y/D
4	SN2566		S.M.V. SOCKET
5	SN916		HEX BOLT, 3/4"-10 X 6", GR 5, Y/D
6	SN9467		FLAT WASHER, 3"OD X 25/32"ID,1/2" TH
7	SN1040		LOCK WASHER,3/4" SPLIT TYPE MED,Y/D
8	SN106		HEX NUT, 3/4"-10 FULL, GR 5, Y/D
9	SN9354		CENTER FRAME, 12'
10	SN5937		FLAT WASHER, 3/4", 1/4" THICK
11	SN4753		HEX BOLT, 1 1/4"-7 X 6",
12	SN4737		JAM NUT, 1 1/4"-7 HEX, GR 2, Y/D
13	SN10334		TONGUE, MOUNT 7200
14	SN10337		TONGUE, 7212/7232-18'-30'
15	SN3765		HOSE CLAMP, 3 1/2"
16	SN3750		OPERATOR'S MANUAL TUBE
17	SN10339R		TONGUE, SLIDE EXTENSION
18	SN7765		PIN, 1" X 8 1/8" (6"), Y/D W/PIN CLIP
19	SN669-1		LOCK NUT, 5/8" HEX NYLON
20	SNYYB-909		SWIVEL JACK
21	SN2378-2		TONGUE JACK PIN
22	SN3052		U-BOLT, 5/8"-11 X 5 5/8" X 4 3/4" W, GR 5, Y/D
23	SN2646		HEX BOLT, 1 1/8"-7 X 7", GR 5, Y/D
24	SN4893		BUSHING, CLEVIS - 4 3/16" L.
25	SN3807		HITCH CLEVIS, 4" DOUBLE 1 1/4" HOLE
26	SN2561		LOCK WASHER, 1 1/8" SPLIT TYPE MED, Y/D
27	SN1300		HEX NUT, 1 1/8"-7 FULL, GR 2, Y/D
28	SNFK150295		ROLL PIN, 3/16" X 1
29	SN10338		HOLDER, HOSE
30	SN6923		WRENCH, TONGUE ADJUSTMENT
31	SN6575		BALL LOCK PIN, 3/8" X 3 1/2" (3 1/8")
32	SN9444		WING STABILIZER
33	SN3052		U-BOLT, 5/8"-11 X 5 5/8" X 4 3/4" W, GR 5, Y/D
34	SN1791		HEX BOLT, 3/4"-10 X 6 1/2",GR 5,Y/D
35	SN10362		CHAIN, 5/16" X 59" (10,100 LB) Y/D,ASSY

I0006060
PR: t05g30n04d0005

**CENTER FRAME & TONGUE (3-SECTION
32'-35' NC, 5-SECTION 32'-37')**



06061

**7212, 7232, & 7252 SOIL CONDITIONER
SERVICE PARTS**

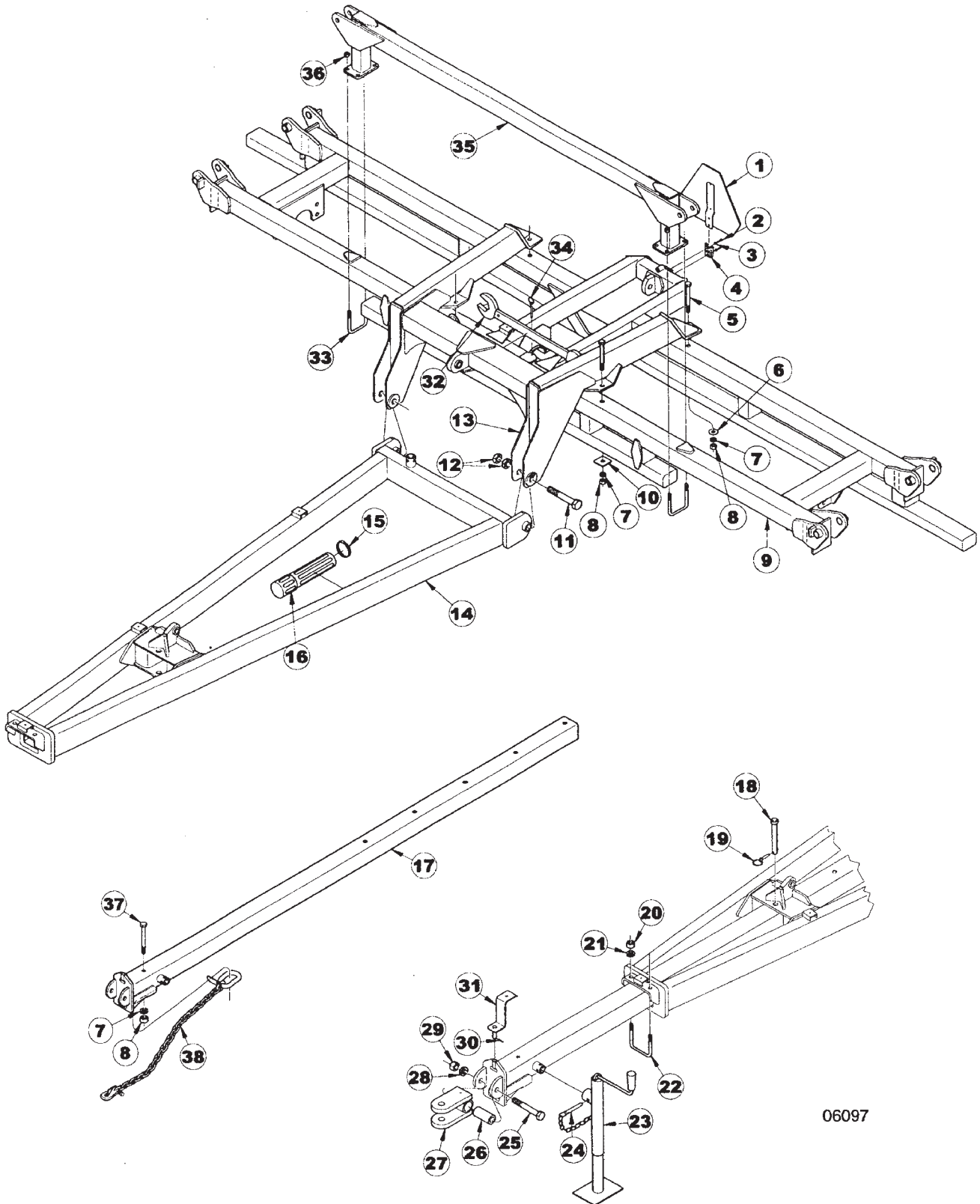
17

**CENTER FRAME & TONGUE (3-SECTION
32'-35' NC, 5-SECTION 32'-37')**

ITEM	NUMBER	QTY	DESCRIPTION
1	SN7001		SMV EMBLEM
2	SN2568		HEX BOLT, 1/4"-20 X 3/4", GR 5 Y/D
3	SN506		FLAT WASHER, 1/4", Y/D
4	SN2566		S.M.V. SOCKET
5	SN916		HEX BOLT, 3/4"-10 X 6", GR 5, Y/D
6	SN9467		FLAT WASHER, 3"OD X 25/32"ID,1/2" TH
7	SN1040		LOCK WASHER,3/4" SPLIT TYPE MED,Y/D
8	SN106		HEX NUT, 3/4"-10 FULL, GR 5, Y/D
9	SN9354		CENTER FRAME, 12'
10	SN5937		FLAT WASHER, 3/4", 1/4" THICK
11	SN4753		HEX BOLT, 1 1/4"-7 X 6",
12	SN4737		JAM NUT, 1 1/4"-7 HEX, GR 2, Y/D
13	SN10334		TONGUE, MOUNT 7200
14	SN10344		TONGUE, 7232 & 7252-32'-37'
15	SN3765		HOSE CLAMP, 3 1/2"
16	SN3750		OPERATOR'S MANUAL TUBE
17	SN10340		TONGUE, SLIDE EXTENSION
18	SNB30001		PIN, 1" X 8 3/8" (6 15/16")
19	SN9534		PIN, 5/16" X 2 11/32"L, 1 5/8" RING DIA, Y/D, KCLICK
20	SN106		HEX NUT, 3/4"-10 FULL, GR 5, Y/D
21	SN1040		LOCK WASHER,3/4" SPLIT TYPE MED,Y/D
22	SN6272		U-BOLT, 3/4"-10 X 6 1/4" X 5 13/16" W, Y/D
23	SNYYB-909		SWIVEL JACK
24	SN2378-2		TONGUE JACK PIN
25	SN2646		HEX BOLT, 1 1/8"-7 X 7", GR 5, Y/D
26	SN4893		BUSHING, CLEVIS - 4 3/16" L.
27	SN3807		HITCH CLEVIS, 4" DOUBLE 1 1/4" HOLE
28	SN2561		LOCK WASHER, 1 1/8" SPLIT TYPE MED, Y/D
29	SN1300		HEX NUT, 1 1/8"-7 FULL, GR 2, Y/D
30	SNFK150295		ROLL PIN, 3/16" X 1
31	SN10338		HOLDER, HOSE
32	SN6923		WRENCH, TONGUE ADJUSTMENT
33	SN3052		U-BOLT, 5/8"-11 X 5 5/8" X 4 3/4" W, GR 5, Y/D
34	SN6575		BALL LOCK PIN, 3/8" X 3 1/2" (3 1/8")
35	SN9491		FOLD ANCHOR, INNER WING
36	SN9568R		FOLD ANCHOR
37	SN669-1		LOCK NUT, 5/8" HEX NYLON INSERT, GR 5, Y/D
38	SN1484		HEX BOLT, 3/4"-10 X 7 1/2", GR 5, Y/D
39	SN10362		CHAIN, 5/16" X 59" (10,100 LB) Y/D,ASSY

I0006061
PR: t05g30n04d0006

CENTER FRAME & TONGUE ASSEMBLY
(3-SECTION 32'-37')



06097

TONGUE INSTALLED

**7212, 7232, & 7252 SOIL CONDITIONER
SERVICE PARTS**

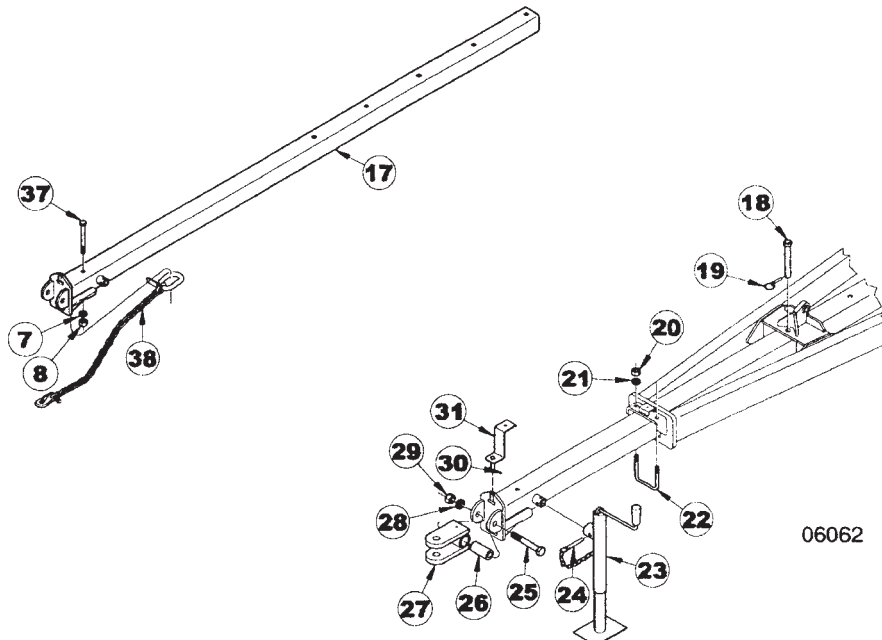
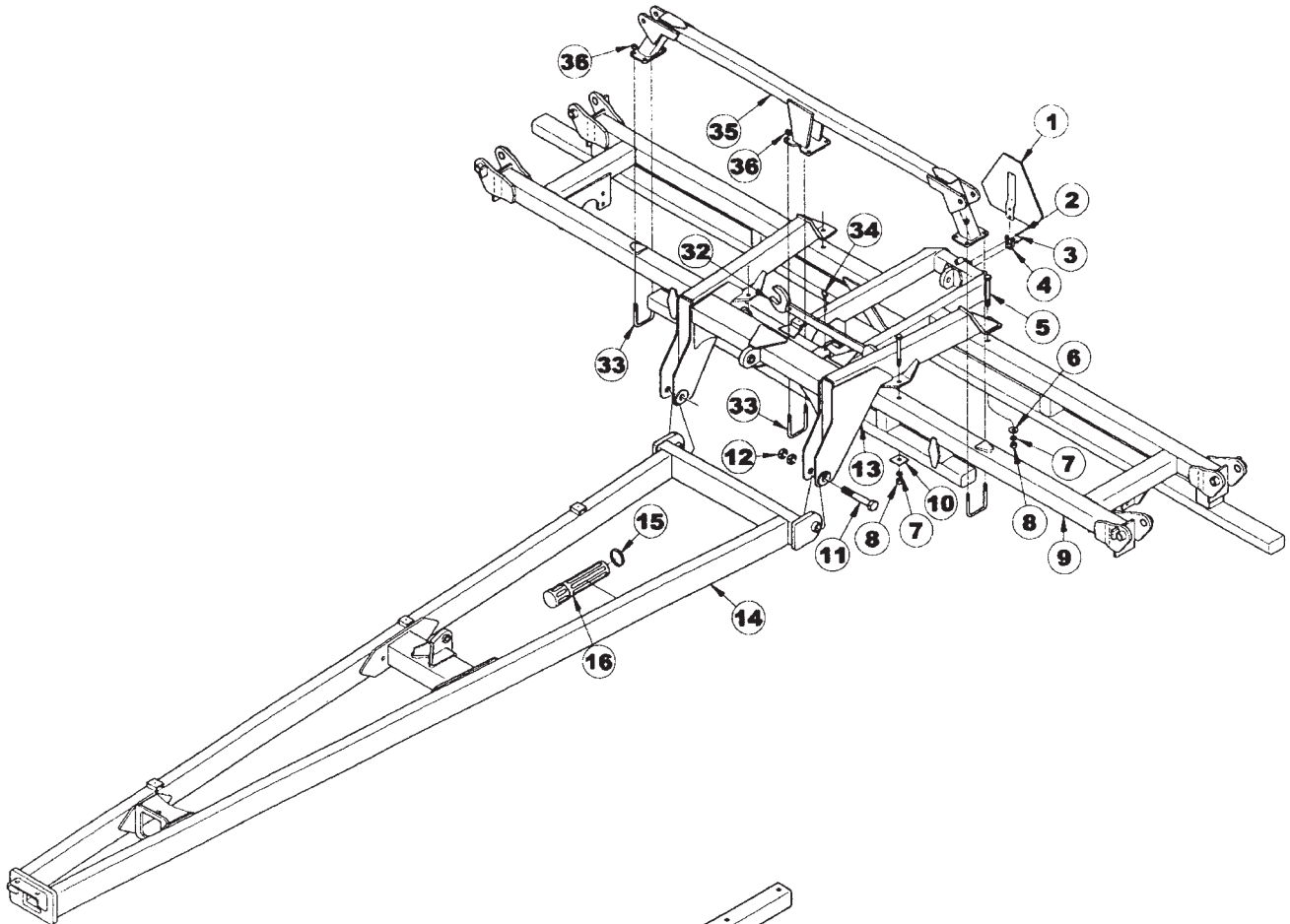
19

**CENTER FRAME & TONGUE ASSEMBLY
(3-SECTION 32'-37')**

ITEM	NUMBER	QTY	DESCRIPTION
1	SN7001		SMV EMBLEM
2	SN2568		HEX BOLT, 1/4"-20 X 3/4", GR 5 Y/D
3	SN506		FLAT WASHER, 1/4", Y/D
4	SN2566		S.M.V. SOCKET
5	SN916		HEX BOLT, 3/4"-10 X 6", GR 5, Y/D
6	SN9467		FLAT WASHER, 3"OD X 25/32"ID,1/2" TH
7	SN1040		LOCK WASHER,3/4" SPLIT TYPE MED,Y/D
8	SN106		HEX NUT, 3/4"-10 FULL, GR 5, Y/D
9	SN9494		CENTER FRAME, 15'
10	SN5937		FLAT WASHER, 3/4", 1/4" THICK
11	SN4753		HEX BOLT, 1 1/4"-7 X 6",
12	SN4737		JAM NUT, 1 1/4"-7 HEX, GR 2, Y/D
13	SN10334		TONGUE, MOUNT 7200
14	SN10344		TONGUE, 7232 & 7252-32'-37'
15	SN3765		HOSE CLAMP, 3 1/2"
16	SN3750		OPERATOR'S MANUAL TUBE
17	SN10340		TONGUE, SLIDE EXTENSION
18	SNB30001		PIN, 1" X 8 3/8" (6 15/16")
19	SN9534		PIN, 5/16" X 2 11/32"L, 1 5/8" RING DIA, Y/D, KCLICK
20	SN106		HEX NUT, 3/4"-10 FULL, GR 5, Y/D
21	SN1040		LOCK WASHER,3/4" SPLIT TYPE MED,Y/D
22	SN6272		U-BOLT, 3/4"-10 X 6 1/4" X 5 13/16" W, Y/D
23	SNYYB-909		SWIVEL JACK
24	SN2378-2		TONGUE JACK PIN
25	SN2646		HEX BOLT, 1 1/8"-7 X 7", GR 5, Y/D
26	SN4893		BUSHING, CLEVIS - 4 3/16" L.
27	SN3807		HITCH CLEVIS, 4" DOUBLE 1 1/4" HOLE
28	SN2561		LOCK WASHER, 1 1/8" SPLIT TYPE MED, Y/D
29	SN1300		HEX NUT, 1 1/8"-7 FULL, GR 2, Y/D
30	SNFK150295		ROLL PIN, 3/16" X 1
31	SN10338		HOLDER, HOSE
32	SN6923		WRENCH, TONGUE ADJUSTMENT
33	SN3052		U-BOLT, 5/8"-11 X 5 5/8" X 4 3/4" W, GR 5, Y/D
34	SN6575		BALL LOCK PIN, 3/8" X 3 1/2" (3 1/8")
35	SN9567R		FOLD ANCHOR
36	SN669-1		LOCK NUT, 5/8" HEX NYLON INSERT, GR 5, Y/D
37	SN1484		HEX BOLT, 3/4"-10 X 7 1/2",GR 5,Y/D
38	SN10362		CHAIN, 5/16" X 59" (10,100 LB) Y/D,ASSY

I0006097
PR: t05g30n04d0007

CENTER FRAME & TONGUE ASSEMBLY
(5-SECTION 40'-56')



06062

TONGUE INSTALLED

**7212, 7232, & 7252 SOIL CONDITIONER
SERVICE PARTS**

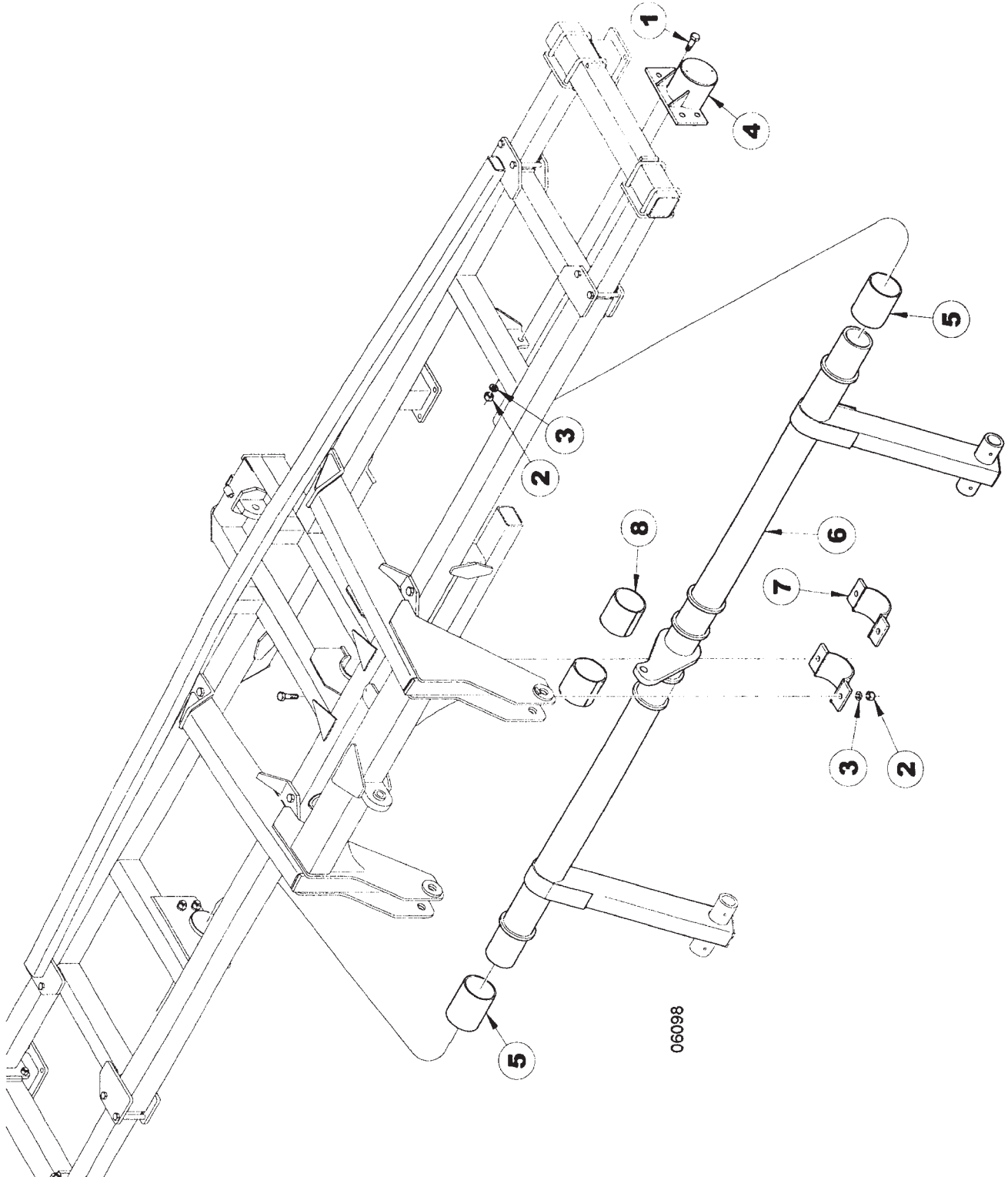
21

**CENTER FRAME & TONGUE ASSEMBLY
(5-SECTION 40'-56')**

ITEM	NUMBER	QTY	DESCRIPTION
1	SN7001		SMV EMBLEM
2	SN2568		HEX BOLT, 1/4"-20 X 3/4", GR 5 Y/D
3	SN506		FLAT WASHER, 1/4", Y/D
4	SN2566		S.M.V. SOCKET
5	SN916		HEX BOLT, 3/4"-10 X 6", GR 5, Y/D
6	SN9467		FLAT WASHER, 3"OD X 25/32"ID,1/2" TH
7	SN1040		LOCK WASHER,3/4" SPLIT TYPE MED,Y/D
8	SN106		HEX NUT, 3/4"-10 FULL, GR 5, Y/D
9	SN9494		CENTER FRAME, 15'
10	SN5937		FLAT WASHER, 3/4", 1/4" THICK
11	SN4753		HEX BOLT, 1 1/4"-7 X 6",
12	SN4737		JAM NUT, 1 1/4"-7 HEX, GR 2, Y/D
13	SN10334		TONGUE, MOUNT 7200
14	SN10345		TONGUE, 7252-40'-45'
15	SN3765		HOSE CLAMP, 3 1/2"
16	SN3750		OPERATOR'S MANUAL TUBE
17	SN10340		TONGUE, SLIDE EXTENSION
	SN12608R		TONGUE, SLIDE EXTENSION (52'-56')
18	SNB30001		PIN, 1" X 8 3/8" (6 15/16")
19	SN9534		PIN, 5/16" X 2 11/32"L, 1 5/8" RING DIA, Y/D, KLINK
20	SN106		HEX NUT, 3/4"-10 FULL, GR 5, Y/D
21	SN1040		LOCK WASHER,3/4" SPLIT TYPE MED,Y/D
22	SN6272		U-BOLT, 3/4"-10 X 6 1/4" X 5 13/16" W, Y/D
23	SNYYB-909		SWIVEL JACK
24	SN2378-2		TONGUE JACK PIN
25	SN2646		HEX BOLT, 1 1/8"-7 X 7", GR 5, Y/D
26	SN4893		BUSHING, CLEVIS - 4 3/16" L.
27	SN3807		HITCH CLEVIS, 4" DOUBLE 1 1/4" HOLE
28	SN2561		LOCK WASHER, 1 1/8" SPLIT TYPE MED, Y/D
29	SN1300		HEX NUT, 1 1/8"-7 FULL, GR 2, Y/D
30	SNFK150295		ROLL PIN, 3/16" X 1
31	SN10338		HOLDER, HOSE
32	SN6923		WRENCH, TONGUE ADJUSTMENT
33	SN3052		U-BOLT, 5/8"-11 X 5 5/8" X 4 3/4" W, GR 5, Y/D
34	SN6575		BALL LOCK PIN, 3/8" X 3 1/2" (3 1/8")
35	SN9492R		FOLD ANCHOR, INNER WING
36	SN669-1		LOCK NUT, 5/8" HEX NYLON INSERT, GR 5, Y/D
37	SN1484		HEX BOLT, 3/4"-10 X 7 1/2",GR 5,Y/D
38	SN10362		CHAIN, 5/16" X 59" (10,100 LB) Y/D,ASSY

I0006062
PR: t05g30n04d0008

LIFT ASSEMBLY (RIGID MACHINE)



7212, 7232, & 7252 SOIL CONDITIONER
SERVICE PARTS

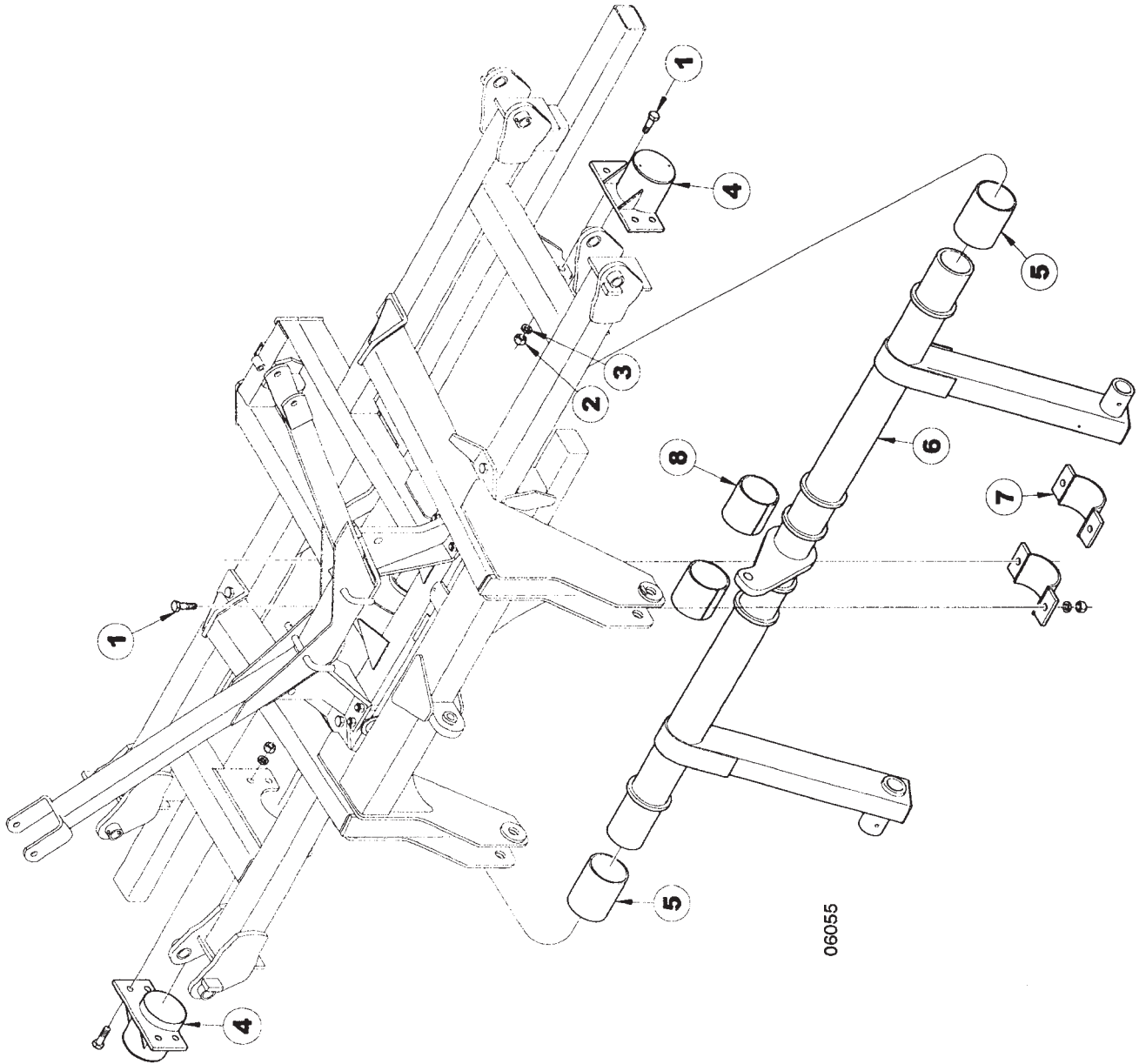
23

LIFT ASSEMBLY (RIGID MACHINE)

ITEM	NUMBER	QTY	DESCRIPTION
1	SN1220		HEX BOLT, 3/4"-10 X 2", GR 5 Y/D
2	SN106		HEX NUT, 3/4"-10 FULL, GR 5, Y/D
3	SN1040		LOCK WASHER, 3/4" SPLIT TYPE MED, Y/D
4	SN6167		BEARING CAP
5	SN6150		BEARING, LIFT
6	SN9361R		LIFT, CENTER
7	SN6301R		BEARING CAP
8	SN6425		BEARING, LIFT (SPLIT)

I0006098
PR: t05g30n04d0009

LIFT ASSEMBLY (3-SECTION 18'-25')



06055

7212, 7232, & 7252 SOIL CONDITIONER
SERVICE PARTS

25

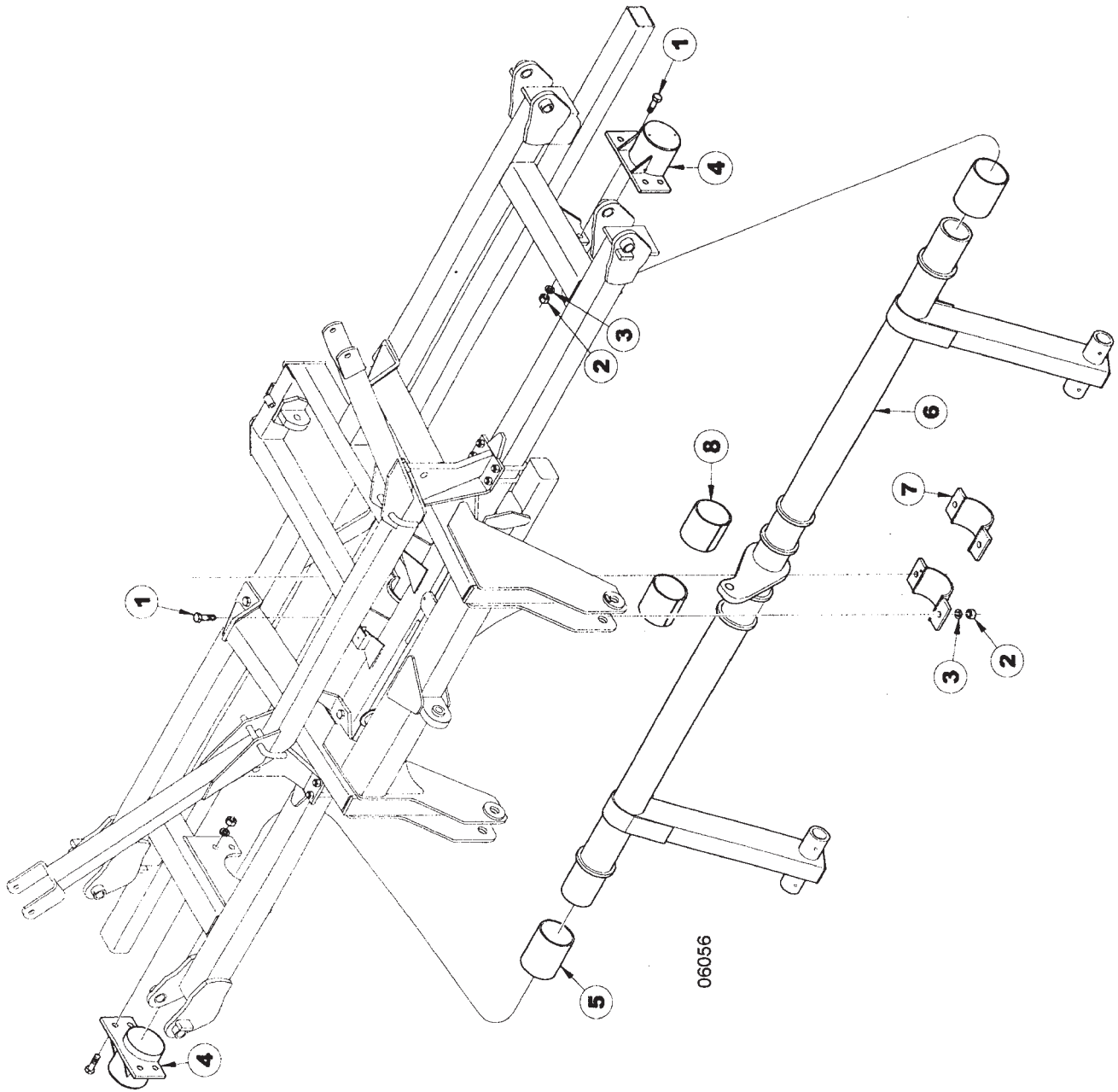
LIFT ASSEMBLY (3-SECTION 18'-25')

ITEM	NUMBER	QTY	DESCRIPTION
1	SN1220		HEX BOLT, 3/4"-10 X 2", GR 5 Y/D
2	SN106		HEX NUT, 3/4"-10 FULL, GR 5, Y/D
3	SN1040		LOCK WASHER, 3/4" SPLIT TYPE MED, Y/D
4	SN6167		BEARING CAP
5	SN6150		BEARING, LIFT
6	SN9360R		LIFT, CENTER
7	SN6301R		BEARING CAP
8	SN6425		BEARING, LIFT (SPLIT)

I0006055
PR: t05g30n04d0010

7212, 7232, & 7252 SOIL CONDITIONER
SERVICE PARTS

LIFT ASSEMBLY (3-SECTION 28'-30')



7212, 7232, & 7252 SOIL CONDITIONER
SERVICE PARTS

27

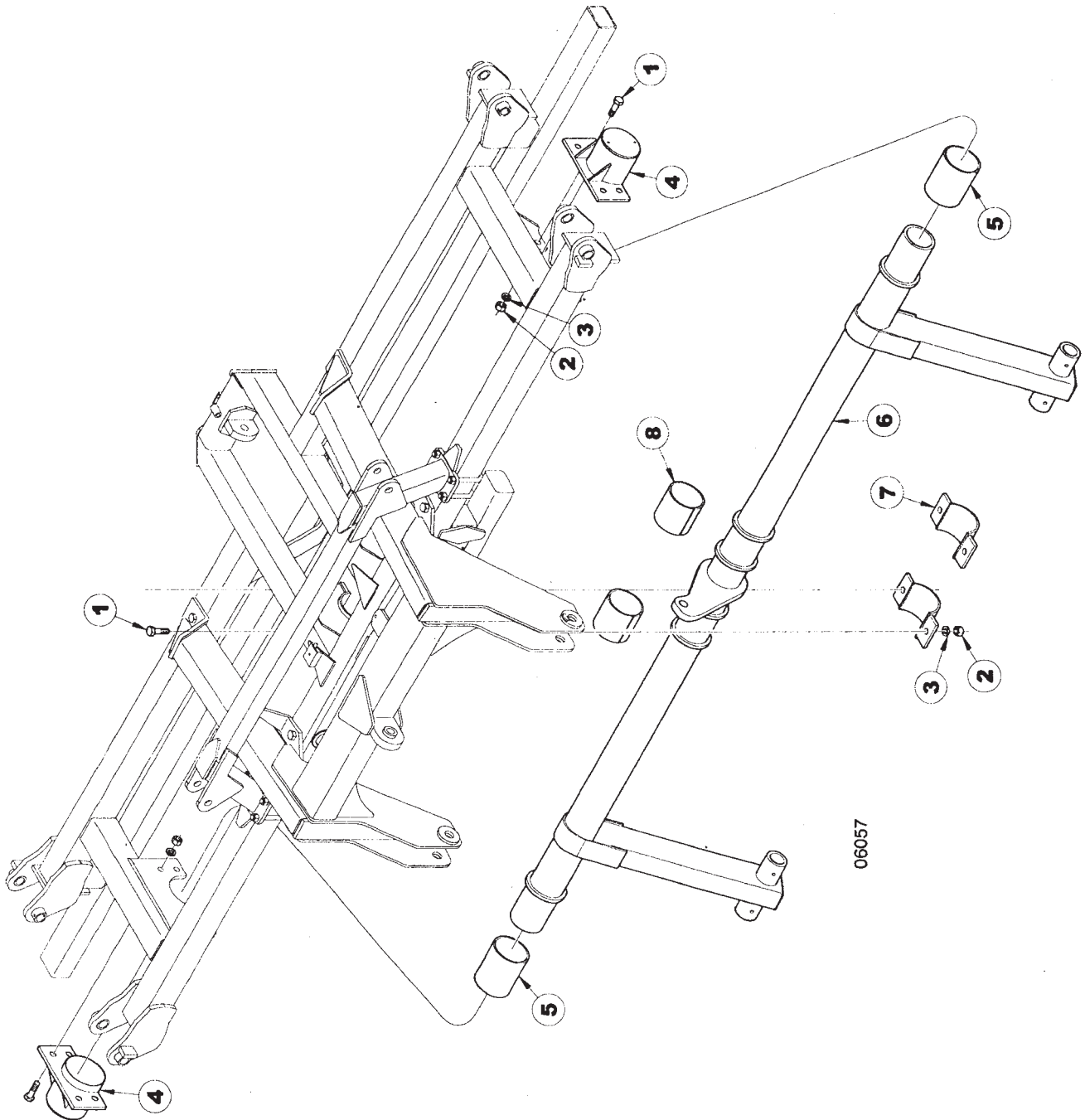
LIFT ASSEMBLY (3-SECTION 28'-30')

ITEM	NUMBER	QTY	DESCRIPTION
1	SN1220		HEX BOLT, 3/4"-10 X 2", GR 5 Y/D
2	SN106		HEX NUT, 3/4"-10 FULL, GR 5, Y/D
3	SN1040		LOCK WASHER, 3/4" SPLIT TYPE MED, Y/D
4	SN6167		BEARING CAP
5	SN6150		BEARING, LIFT
6	SN9361R		LIFT, CENTER
7	SN6301R		BEARING CAP
8	SN6425		BEARING, LIFT (SPLIT)

I0006056
PR: t05g30n04d0011

7212, 7232, & 7252 SOIL CONDITIONER
SERVICE PARTS

LIFT ASSEMBLY (3-SECTION 32'-35'
NC & 5-SECTION 32'-37')



06057

**7212, 7232, & 7252 SOIL CONDITIONER
SERVICE PARTS**

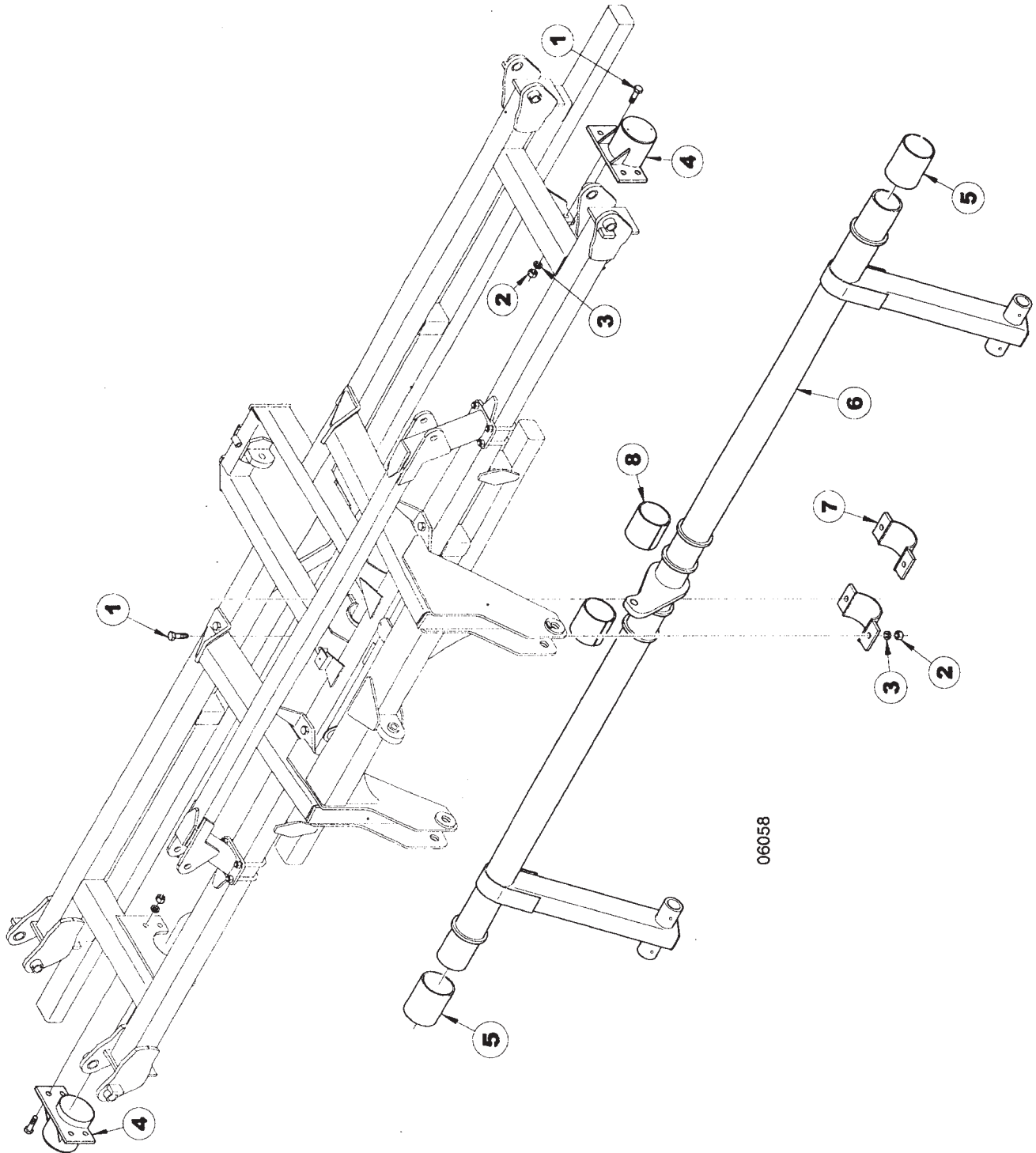
29

**LIFT ASSEMBLY (3-SECTION 32'-35'
NC & 5-SECTION 32'-37')**

ITEM	NUMBER	QTY	DESCRIPTION
1	SN1220		HEX BOLT, 3/4"-10 X 2", GR 5 Y/D
2	SN106		HEX NUT, 3/4"-10 FULL, GR 5, Y/D
3	SN1040		LOCK WASHER, 3/4" SPLIT TYPE MED, Y/D
4	SN6167		BEARING CAP
5	SN6150		BEARING, LIFT
6	SN9361R		LIFT, CENTER
7	SN6301R		BEARING CAP
8	SN6425		BEARING, LIFT (SPLIT)

I0006057
PR: t05g30n04d0012

LIFT ASSEMBLY (3-SECTION 32'-37'
& 5-SECTION 40'-56')



06058

7212, 7232, & 7252 SOIL CONDITIONER
SERVICE PARTS

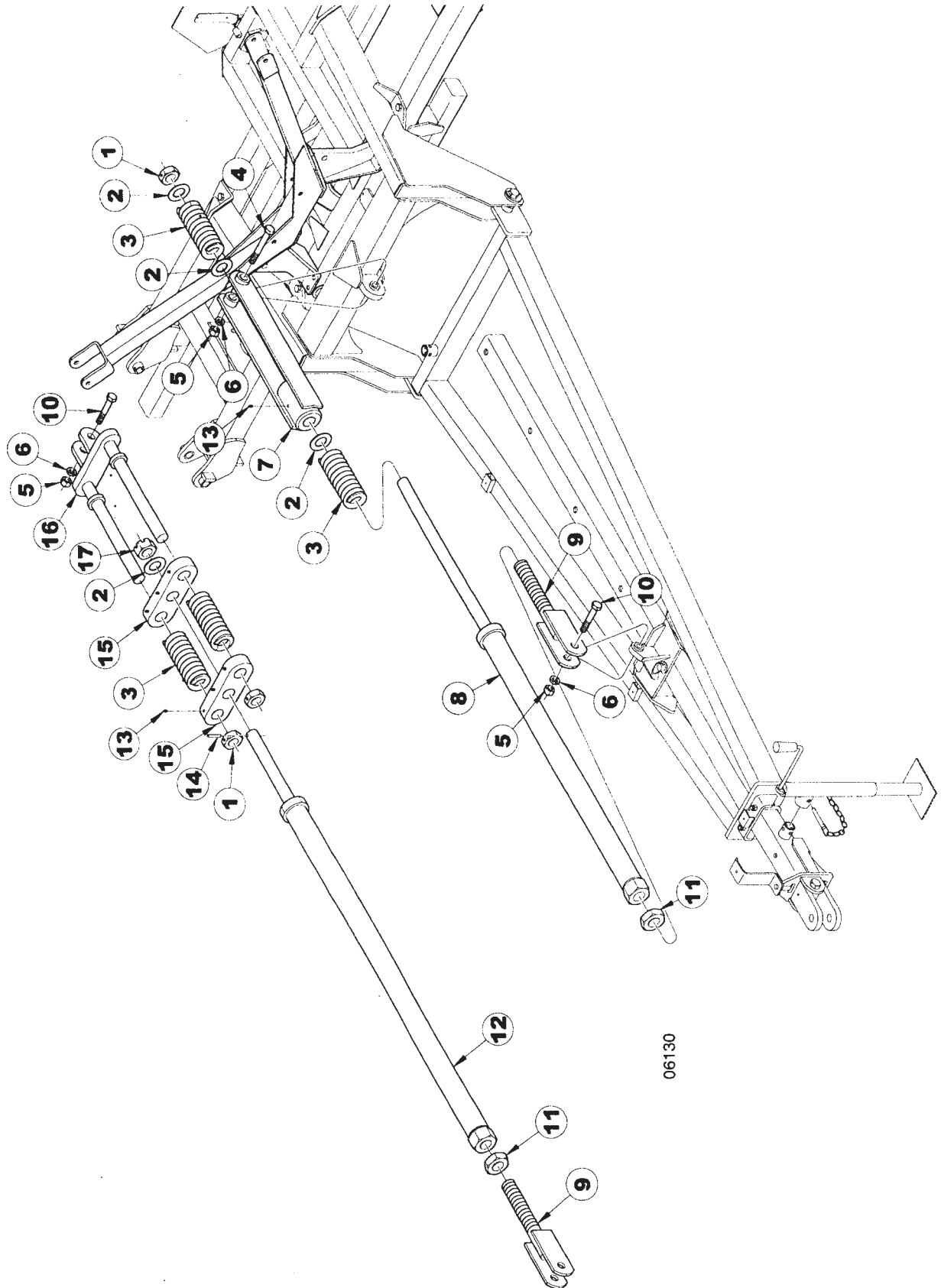
31

LIFT ASSEMBLY (3-SECTION 32'-37'
& 5-SECTION 40'-56')

ITEM	NUMBER	QTY	DESCRIPTION
1	SN1220		HEX BOLT, 3/4"-10 X 2", GR 5 Y/D
2	SN106		HEX NUT, 3/4"-10 FULL, GR 5, Y/D
3	SN1040		LOCK WASHER, 3/4" SPLIT TYPE MED, Y/D
4	SN6167		BEARING CAP
5	SN6150		BEARING, LIFT
6	SN9359R		LIFT, CENTER
7	SN6301R		BEARING CAP
8	SN6425		BEARING, LIFT (SPLIT)

I0006058
PR: t05g30n04d0013

LEVELER ASSEMBLY



06130

**7212, 7232, & 7252 SOIL CONDITIONER
SERVICE PARTS**

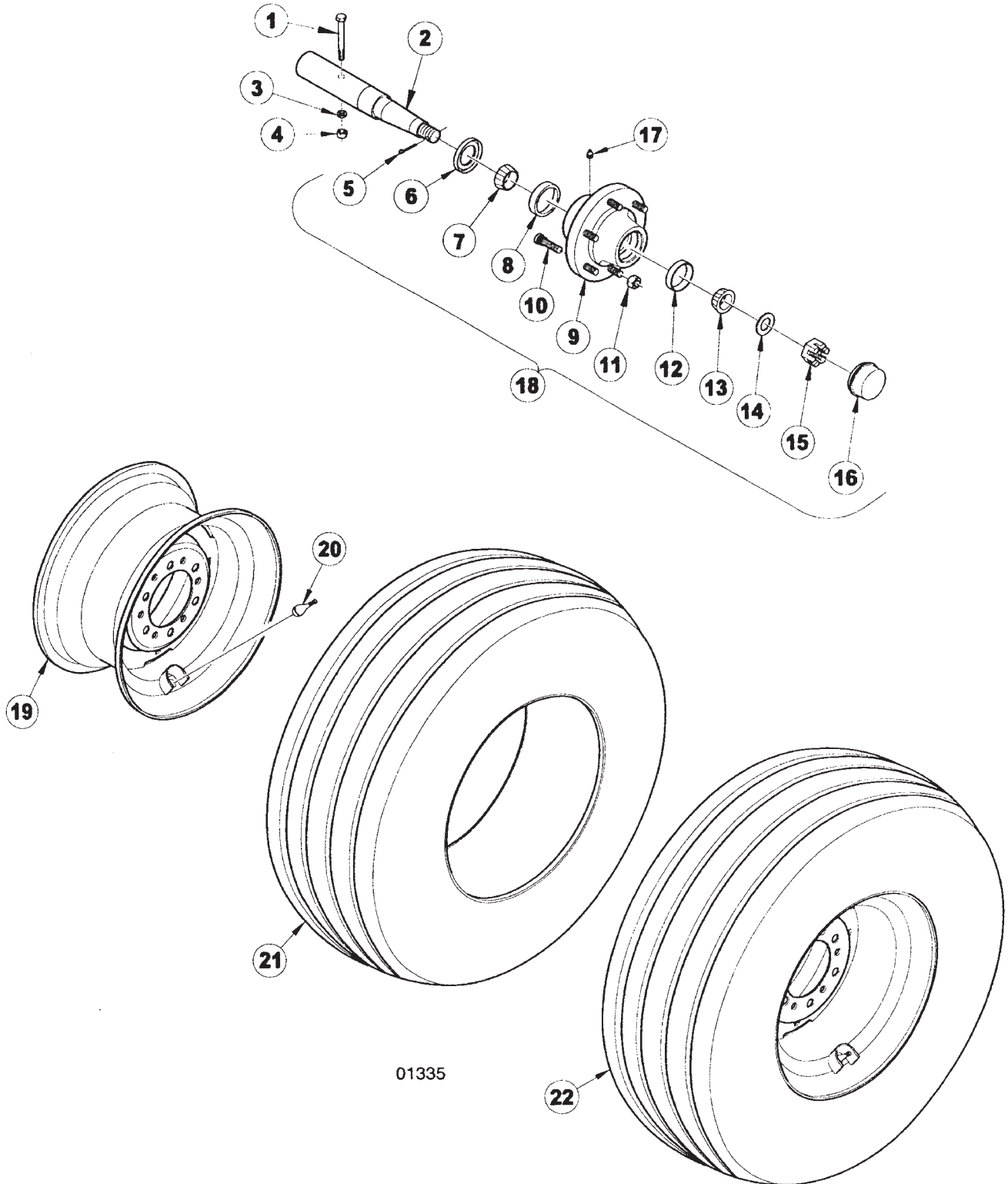
33

LEVELER ASSEMBLY

ITEM	NUMBER	QTY	DESCRIPTION
1	SN1880		JAM NUT, 1 1/2"-6 HEX W/SET SCREW, GR 2, Y/D
2	SN2755		FLAT WASHER, 1 9/16" ID X
3	SN1875		SPRING, 2.938" OD X 1.625" ID X 8 7/8" L COMPRESSION
4	SN1282		HEX BOLT, 1"-8 X 6 1/2", GR 5, Y/D
5	SN110		HEX NUT, 1"-8 FULL, GR 5, Y/D
6	SN1283		LOCK WASHER, 1" SPLIT TYPE MED, Y/D
7	SN10342R		SLIDE, LEVELER SCREW
8	SN10341R		LEVELER, SCREW
9	SN6876		ADJUSTING SCREW, RIGHT, Y/D
10	SN1753		HEX BOLT, 1"-8 X 4" GR5, Y/D
11	SN2088		JAM NUT, 1 3/4"-5 HEX, GR 2, Y/D
12	SN10363		LEVELER, SCREW
13	SN2098-1		GREASE ZERK, 1/8" NPTF, 5/8" L
14	SN3164		ROLL PIN, 5/16" X 2" SPIRAL MEDIUM DUTY, Y/D
15	SN10365		PLATE, GUIDE
16	SN10364		ROD, LEVELER SPRING
17	SN1456		HEX NUT, 1 1/2"-6 FULL SLOTTED GR 2, Y/D
	SN10366R		ASSY, LEVELER SCREW (ITEMS 2, 9, 11-12 & 14)
	SN10367R		ASSY, DOUBLE SPRING (ITEMS 1, 3, 13, 15 & 16)
	SN10343R		ASSY, LEVELER SCREW SGL SPRING, 7202 (ITEMS 1-3, 7-9, 11 & 17)
	SN10368		ASSY, LEVELER SCREW DBL SPRING, 7202 (ITEMS 2, 3, 9, 11-16)

I0006130
PR: t05g30n04d0014

SIX BOLT HUB & SPINDLE ASSEMBLY
W/WHEEL & TIRES



01335

**7212, 7232, & 7252 SOIL CONDITIONER
SERVICE PARTS**

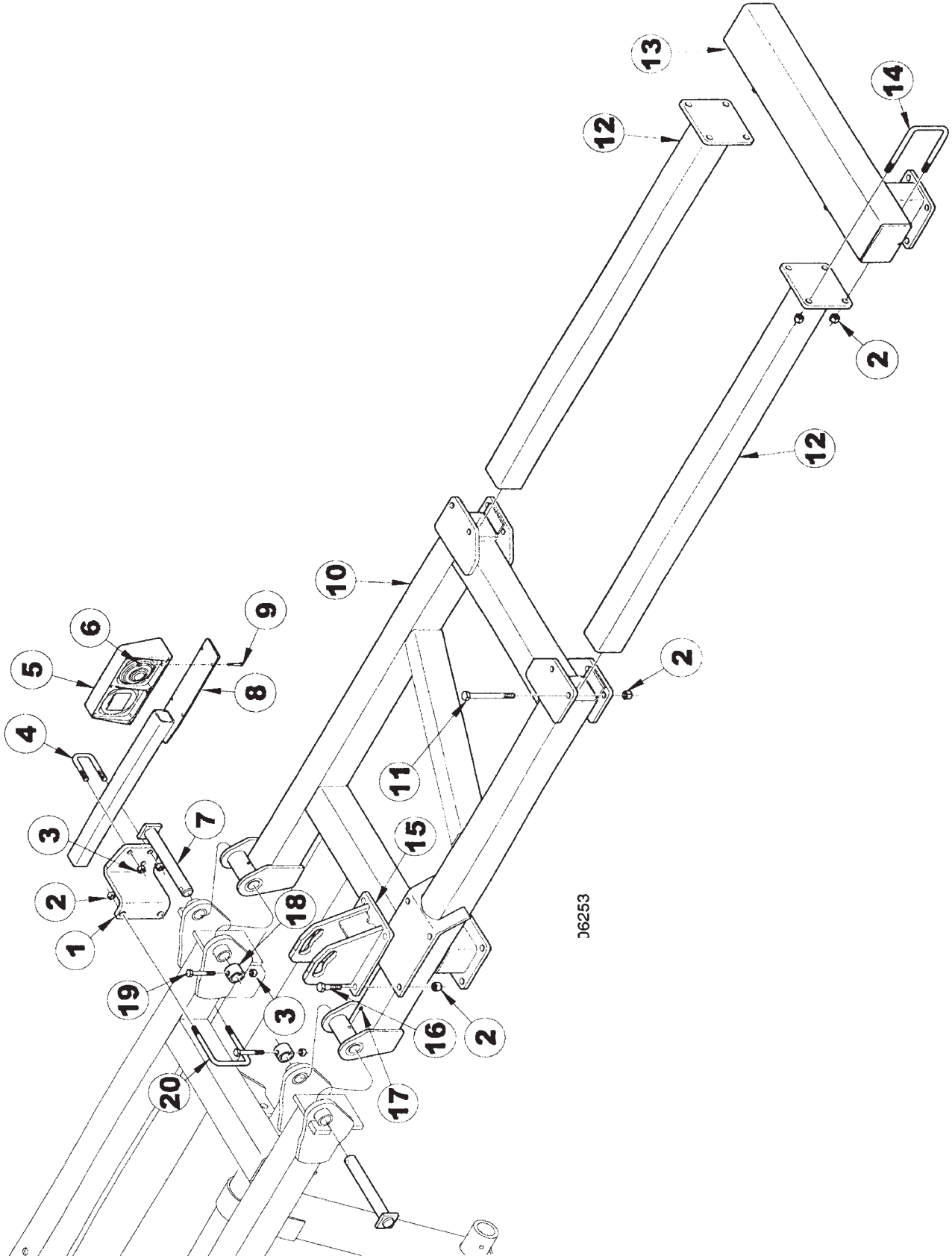
35

**SIX BOLT HUB & SPINDLE ASSEMBLY
W/WHEEL & TIRES**

ITEM	NUMBER	QTY	DESCRIPTION
1	SN2585		HEX BOLT, 7/16"-14 X 3 1/2", GR 5, Y/D
2	SN3298		SPINDLE, 2" X 11 3/16" L
3	SN302		LOCKWASHER, 7/16" SPLIT TYPE MED, Y/D
4	SN303		HEX NUT, 7/16"-14 FULL, GR 2, Y/D
5	SN3066		COTTER PIN, 7/32" X 1 1/2"
6	SN3301		TRIPLE LIP SEAL
7	SN1935		BEARING (LM501349)
8	SN1936		RACE (LM501310)
9	SN1937		SIX BOLT HUB, STUDDED W/CUPS AND LUG
10	SN3118		LUG BOLT, 9/16"-18 X 1 7/8" PRESS IN, PL
11	SN3117		LUG NUT, 9/16"-18, GR 5, 90 DEG TAPER, Y/D
12	SN1605		RACE (LM67010)
13	SN1606		BEARING (LM67048)
14	SN3303		WASHER, 1 1/32" ID X 1 3/4" ODX 1/8" THICK, PLAIN
15	SN3302		HEX NUT, 1"-14 FULL SLOTTED GR 2, PLAIN
16	SN1610		DUST CAP, 2.448" OD, Y/D
17	SN2098-6		GREASE ZERK, 1/4"-28, 17/32" L, STR-AIGHT W/TAPER THREADS
18	SN3300		SIX BOLT HUB ASSEMBLY W/3301 SEAL
19	SN5094		WHEEL, 15 X 6, 6-BOLT
20	SN3577		VALVE STEM
21	SN3578		TIRE, 9.5L X 15, 8 PLY, TUBELESS
	SN3579		TIRE, 9.5L X 15, 12 PLY, TUBELESS
22	SN5151		TIRE, 9.5L 8 PLY TUBELESS W/15 X 6 WHEEL ASSY 6 BOLT
	SN5152		TIRE, 9.5L 12 PLY TUBELESS W/ 15 X 6 WH ASSY 6 BT

I0001335
PR: t05g30n04d0015

WING ASSEMBLY (3-SECTION 18'-30')



**7212, 7232, & 7252 SOIL CONDITIONER
SERVICE PARTS**

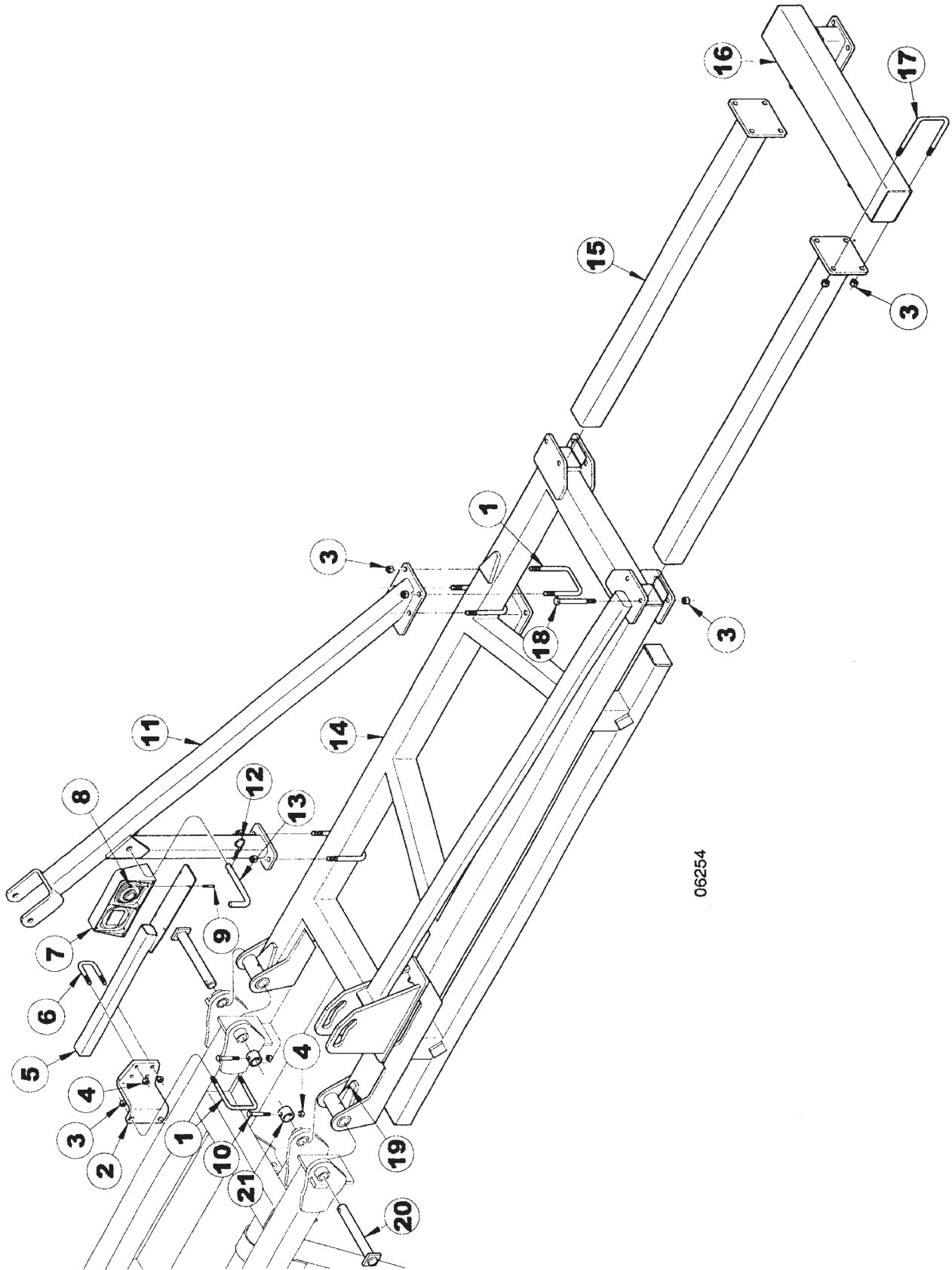
37

WING ASSEMBLY (3-SECTION 18'-30')

ITEM	NUMBER	QTY	DESCRIPTION
1	SN9571R		LIGHT BRACKET
2	SN669-1		LOCK NUT, 5/8" HEX NYLON
3	SN2096		LOCK NUT, 1/2"-13 HEX NYLON INSERT
4	SN2614		U-BOLT, 1/2"-13 X 3" X 2 9/16"W, GR 5, Y/D
5	SN7967		LIGHT KIT W/HARDWARE, EXTENDED HARNESS
6	SN3881		LOCK NUT, 1/4"-20 HEX NYLON INSERT, GR 2, Y/D
7	SN9569		HINGE PIN, 1 1/4" X 10 1/4" (8 3/4")
8	SN9451		MOUNTING ARM, LIGHT
9	SN2750		HEX BOLT, 1/4"-20 X 1 1/4", GR 2, Y/D
10	SN9356		WING FRAME, OUTER
	SN9357		WING FRAME, OUTER
11	SN1672		HEX BOLT, 5/8"-11 X 6", GR 5, Y/D
12	SN9362		EXTENSION
13	SN10353		EXTENSION, OUTER WING
14	SN2984		U-BOLT, 5/8"-11 X 7 1/2" X 4 3/4" W, GR 5, Y/D
15	SN9449		FOLD ANCHOR, BOLT ON
16	SN670		HEX BOLT, 5/8"-11 X 2", GR 5, Y/D
17	SN2098-1		GREASE ZERK, 1/8" NPTF, 5/8" L
18	SN9570		KEEPER, PIN
19	SN112		HEX BOLT, 1/2"-13 X 2 1/2", GR 5, Y/D
20	SN3052		U-BOLT, 5/8"-11 X 5 5/8" X 4 3/4" W, GR 5, Y/D

I0006253
PR: t05g30n04d0016

WING ASSEMBLY (3-SECTION 32'-37'
& 32'-35' NC)



06254

**7212, 7232, & 7252 SOIL CONDITIONER
SERVICE PARTS**

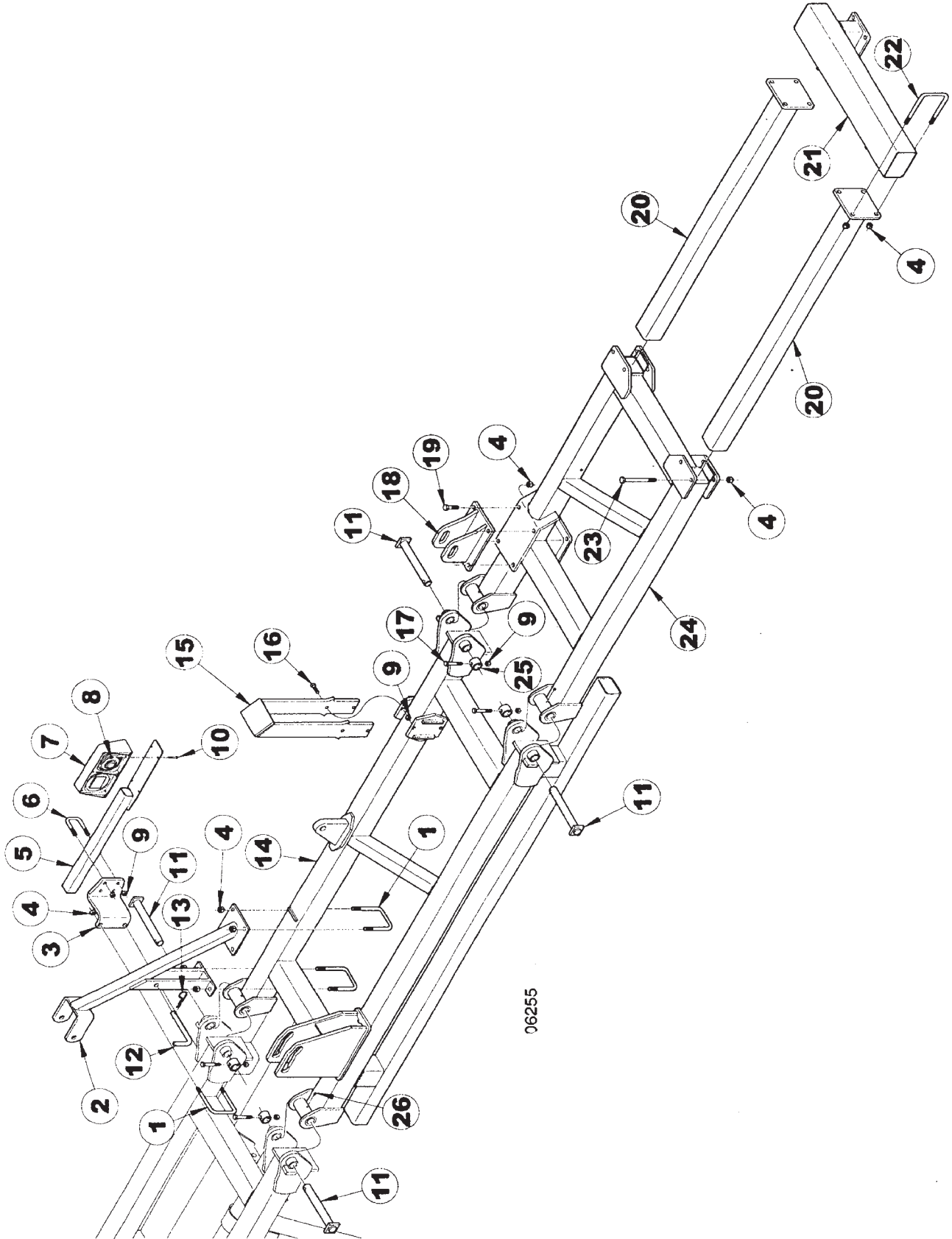
39

**WING ASSEMBLY (3-SECTION 32'-37'
& 32'-35' NC)**

ITEM	NUMBER	QTY	DESCRIPTION
1	SN3052		U-BOLT, 5/8"-11 X 5 5/8" X 4 3/4" W, GR 5, Y/D
2	SN9571R		LIGHT BRACKET
3	SN669-1		LOCK NUT, 5/8" HEX NYLON INSERT, GR 5, Y/D
4	SN2096		LOCK NUT, 1/2"-13 HEX NYLON INSERT
5	SN9451		MOUNTING ARM, LIGHT
6	SN2614		U-BOLT, 1/2"-13 X 3" X 2 9/16"W, GR 5, Y/D
7	SN7967		LIGHT KIT W/HARDWARE, EXTENDED HARNESS
8	SN3881		LOCK NUT, 1/4"-20 HEX NYLON INSERT, GR 2, Y/D
9	SN2750		HEX BOLT, 1/4"-20 X 1 1/4", GR 2, Y/D
10	SN112		HEX BOLT, 1/2"-13 X 2 1/2", GR 5, Y/D
11	SN9560		WING STABILIZER
12	SN71L-2901		PIN CLIP, 3/4"-7/8" SHAFT,.148" DIA, 3 1/8" L
13	SN7744		PIN, 3/4" SPCL, Y/D
14	SN9566		WING FRAME, LEFT
	SN9565R		WING FRAME, RIGHT
15	SN9362		EXTENSION
16	SN10353		EXTENSION, OUTER WING
17	SN2984		U-BOLT, 5/8"-11 X 7 1/2" X 4 3/4" W, GR 5, Y/D
18	SN1672		HEX BOLT, 5/8"-11 X 6", GR 5, Y/D
19	SN2098-1		GREASE ZERK, 1/8" NPTF, 5/8" L
20	SN9569		HINGE PIN, 1 1/4" X 10 1/4" (8 3/4")
21	SN9570		KEEPER, PIN

I0006254
PR: t05g30n04d0017

WING ASSEMBLY (5-SECTION 32'-45')



06255

**7212, 7232, & 7252 SOIL CONDITIONER
SERVICE PARTS**

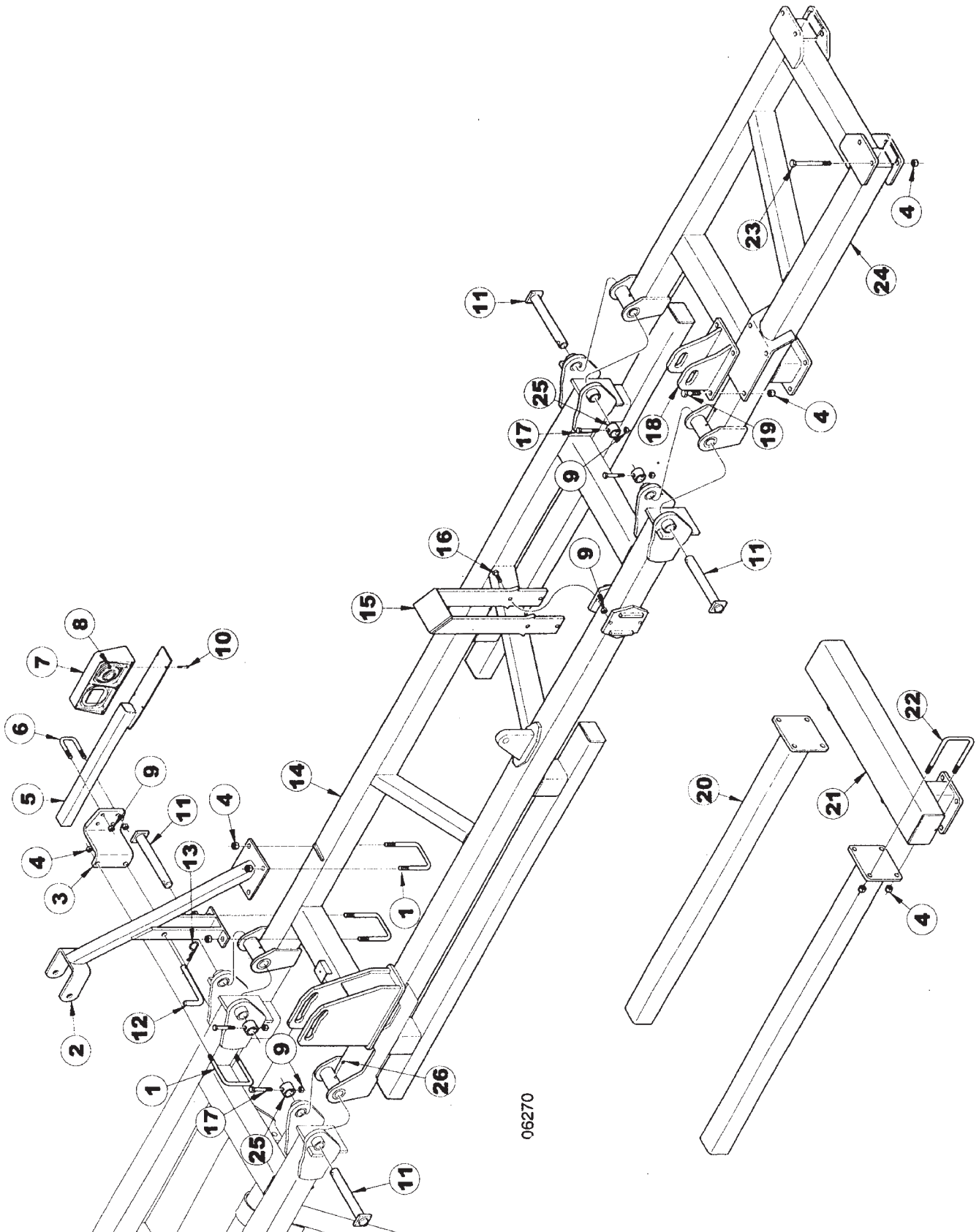
41

WING ASSEMBLY (5-SECTION 32'-45')

ITEM	NUMBER	QTY	DESCRIPTION
1	SN3052		U-BOLT, 5/8"-11 X 5 5/8" X 4 3/4" W , GR 5, Y/D
2	SN9482		INNER WING STABILIZER
3	SN9571R		LIGHT BRACKET
4	SN669-1		LOCK NUT, 5/8" HEX NYLON
5	SN9451		MOUNTING ARM, LIGHT
6	SN2614		U-BOLT, 1/2"-13 X 3" X 2 9/16"W, GR 5, Y/D
7	SN7967		LIGHT KIT W/HARDWARE, EXTENDED HARNESS
8	SN3881		LOCK NUT, 1/4"-20 HEX NYLON INSERT, GR 2, Y/D
9	SN2096		LOCK NUT, 1/2"-13 HEX NYLON INSERT
10	SN2750		HEX BOLT, 1/4"-20 X 1 1/4",GR 2, Y/D
11	SN9569		HINGE PIN, 1 1/4" X 10 1/4" (8 3/4')
12	SN7744		PIN, 3/4" SPCL, Y/D
13	SN71L-2901		PIN CLIP, 3/4"-7/8" SHAFT,.148" DIA, 3 1/8" L
14	SN9495		INNER WING FRAME, RIGHT (32'-37')
	SN9496		INNER WING FRAME, LEFT (32'-37')
	SN9497		INNER WING FRAME, RIGHT (40'-45')
	SN9498		INNER WING FRAME, LEFT (40'-45')
15	SN9483		OUTER WING STABILIZER
16	SN2045		HEX BOLT, 1/2"-13 X 1 3/4",GR5, Y/D
17	SN112		HEX BOLT, 1/2"-13 X 2 1/2", GR 5, Y/D
18	SN9484		FOLD ANCHOR, BOLT ON
19	SN670		HEX BOLT, 5/8"-11 X 2", GR 5, Y/D
20	SN9362		EXTENSION
21	SN10353		EXTENSION, OUTER WING
22	SN2984		U-BOLT, 5/8"-11 X 7 1/2" X 4 3/4" W, GR 5, Y/D
23	SN1672		HEX BOLT, 5/8"-11 X 6", GR 5, Y/D
24	SN9356		WING FRAME, OUTER
	SN9357		WING FRAME, OUTER
25	SN9570		KEEPER, PIN
26	SN2098-1		GREASE ZERK, 1/8" NPTF, 5/8" L

I0006255
PR: t05g30n04d0018

WING ASSEMBLY (5-SECTION 45'W-50')



06270

**7212, 7232, & 7252 SOIL CONDITIONER
SERVICE PARTS**

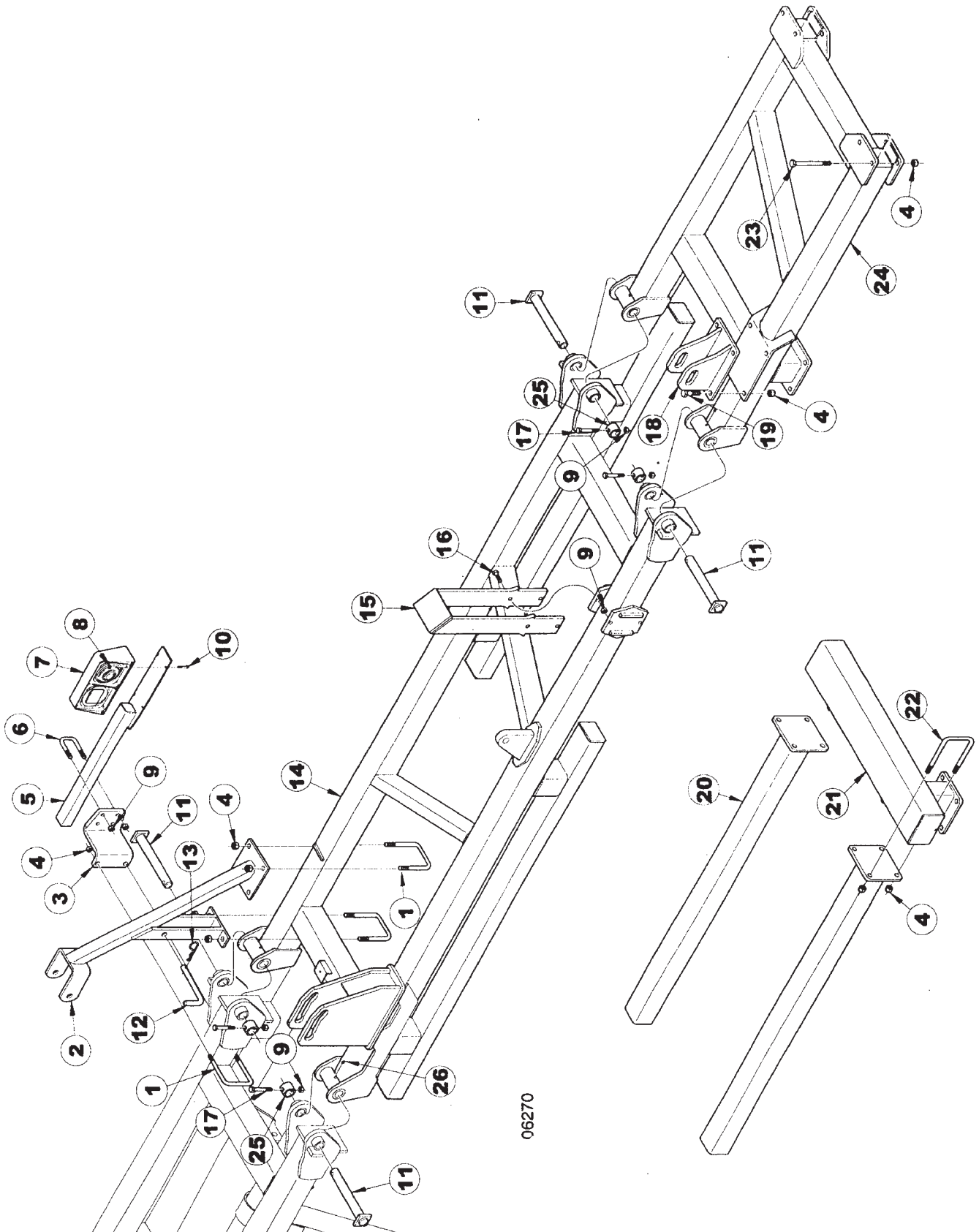
43

WING ASSEMBLY (5-SECTION 45'W-50')

ITEM	NUMBER	QTY	DESCRIPTION
1	SN3052		U-BOLT, 5/8"-11 X 5 5/8" X 4 3/4" W, GR 5, Y/D
2	SN9482		INNER WING STABILIZER
3	SN9571R		LIGHT BRACKET
4	SN669-1		LOCK NUT, 5/8" HEX NYLON
5	SN9451		MOUNTING ARM, LIGHT
6	SN2614		U-BOLT, 1/2"-13 X 3" X 2 9/16"W, GR 5, Y/D
7	SN7967		LIGHT KIT W/HARDWARE, EXTENDED HARNESS
8	SN3881		LOCK NUT, 1/4"-20 HEX NYLON INSERT, GR 2, Y/D
9	SN2096		LOCK NUT, 1/2"-13 HEX NYLON INSERT
10	SN2750		HEX BOLT, 1/4"-20 X 1 1/4",GR 2, Y/D
11	SN9569		HINGE PIN, 1 1/4" X 10 1/4" (8 3/4")
12	SN7744		PIN, 3/4" SPCL, Y/D
13	SN71L-2901		PIN CLIP, 3/4"-7/8" SHAFT,.148" DIA, 3 1/8" L
14	SN10413R		INNER WING FRAME, RIGHT
	SN10414R		INNER WING FRAME, LEFT
15	SN9483		OUTER WING STABILIZER
16	SN2045		HEX BOLT, 1/2"-13 X 1 3/4",GR5, Y/D
17	SN112		HEX BOLT, 1/2"-13 X 2 1/2", GR 5, Y/D
18	SN9484		FOLD ANCHOR, BOLT ON
19	SN670		HEX BOLT, 5/8"-11 X 2", GR 5, Y/D
20	SN9362		EXTENSION
21	SN10353		EXTENSION, OUTER WING
22	SN2984		U-BOLT, 5/8"-11 X 7 1/2" X 4 3/4" W, GR 5, Y/D
23	SN1672		HEX BOLT, 5/8"-11 X 6", GR 5, Y/D
24	SN9356		WING FRAME, OUTER
	SN9357		WING FRAME, OUTER
25	SN9570		KEEPER, PIN
26	SN2098-1		GREASE ZERK, 1/8" NPTF, 5/8" L

I0006270
PR: t05g30n04d0019

WING ASSEMBLY (5-SECTION 52'-56')



06270

**7212, 7232, & 7252 SOIL CONDITIONER
SERVICE PARTS**

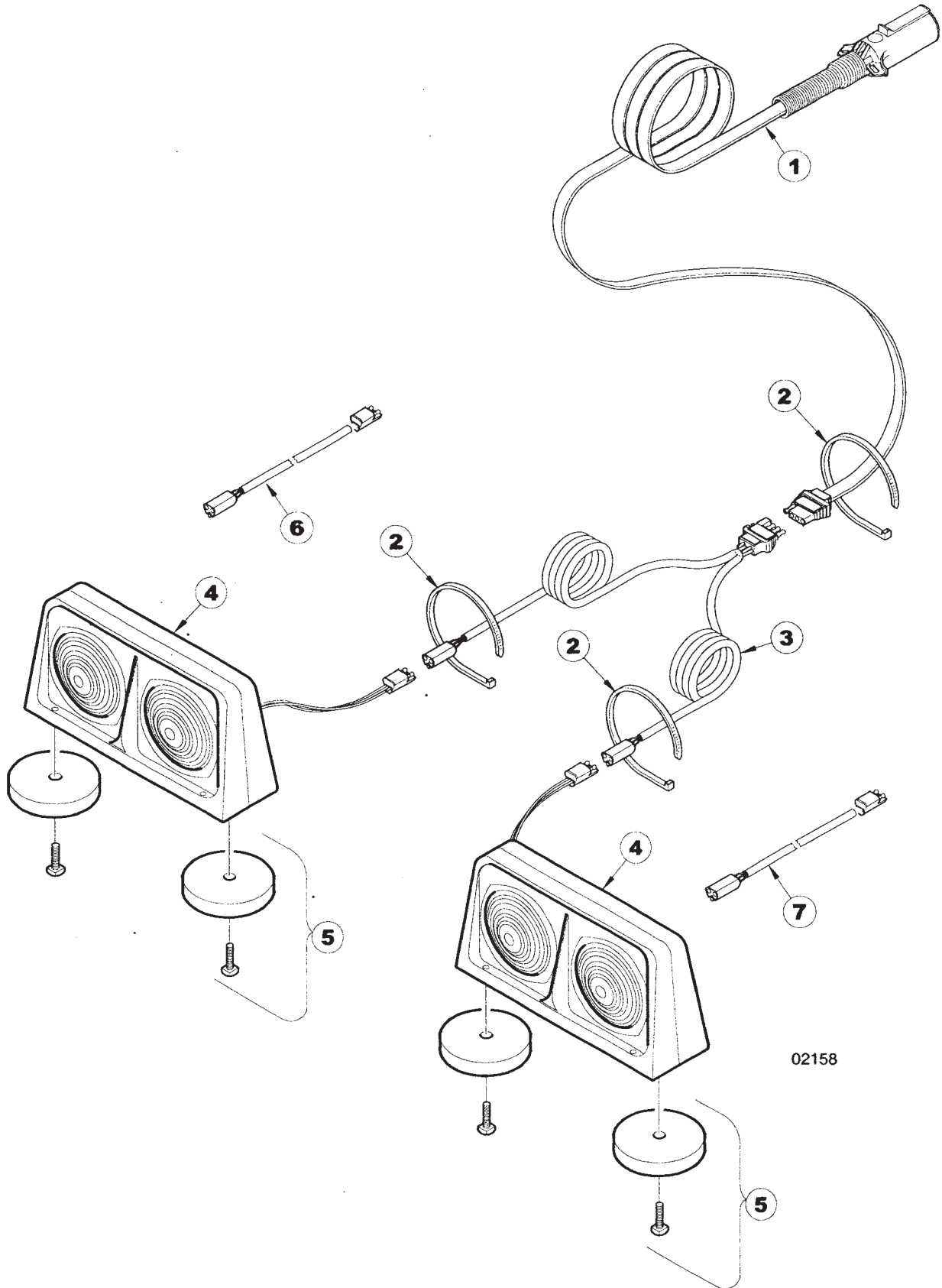
45

WING ASSEMBLY (5-SECTION 52'-56')

ITEM	NUMBER QTY	DESCRIPTION
1	SN3052	U-BOLT, 5/8"-11 X 5 5/8" X 4 3/4" W, GR 5, Y/D
2	SN9482	INNER WING STABILIZER
3	SN12588R	ARM, LIGHT LEFT
	SN12587R	ARM, LIGHT RIGHT
4	SN669-1	LOCK NUT, 5/8"-11 HEX NYLON INSERT, GR 5, Y/D
5	SN10486	SINGLE AG LAMP, RED/BLACK W/BRAKE
6	SN10007	LAMP, SINGLE AMBER FRT/REAR
7	SN2098-1	GREASE ZERK, 1/8" NPTF, 5/8" L
8	SN3881	LOCK NUT, 1/4"-20 HEX NYLON INSERT, GR 2, Y/D
9	SN2096	LOCK NUT, 1/2"-13 HEX NYLON INSERT, GR 8, Y/D
10	SN2750	HEX BOLT, 1/4"-20 X 1 1/4", GR 2, Y/D
11	SN9569	HINGE PIN, 1 1/4" X 10 1/4" (8 3/4")
12	SN7744	PIN, 3/4" SPCL, Y/D
13	SN71L-2901	PIN CLIP, 3/4"-7/8" SHAFT, .148" DIA, 3 1/8" L
14	SN12605R	INNER WING FRAME, LEFT
	SN12604R	INNER WING FRAME, RIGHT
15	SN12589R	STABILIZER, OUTER WING
16	SN6101	CARRIAGE BOLT, 1/2"-13 X 1 3/4", GR 5, Y/D
17	SN112	HEX BOLT, 1/2"-13 X 2 1/2", GR 5, Y/D
18	SN12590R	LINK, FOLD-UP
19	SN10029	PIN, 1" X 3 1/4" (2 3/16"), Y/D
20	SN3164	ROLL PIN, 5/16" X 2" SPIRAL MEDIUM DUTY, Y/D
21	SN12607R	OUTER WING FRAME, LEFT
	SN12606R	OUTER WING FRAME, RIGHT
22	SN1672	HEX BOLT, 5/8"-11 X 6", GR 5, Y/D
23	SN9362	EXTENSION
24	SN10353	EXTENSION, OUTER WING
25	SN9570	KEEPER, PIN

I0006270
PR: t05g30n04d0020

LIGHT KIT ASSEMBLY



7212, 7232, & 7252 SOIL CONDITIONER
SERVICE PARTS

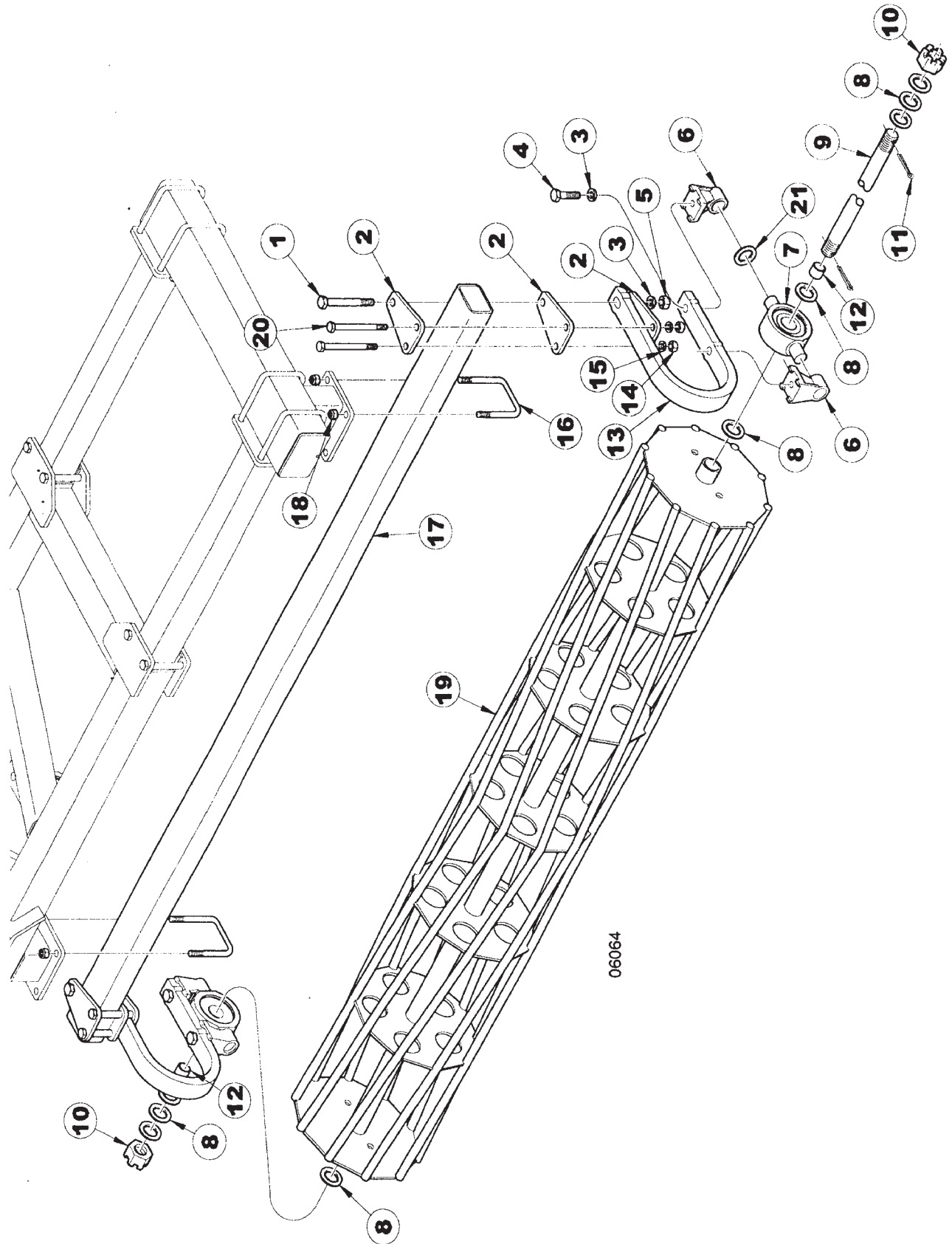
47

LIGHT KIT ASSEMBLY

ITEM	NUMBER	QTY	DESCRIPTION
1	SN7968		HARNESS, 40' STR SEC, SHIELDED FESTOON CABLE W/CONNECTORS
2	SN2587		PLASTIC HOSE STRAP, 21 1/2" L
3	SN7969		HARNESS, 25' WISHBONE W/FLAT & TRIANGULAR CONNECTORS
4	SN5845		DUAL LAMP, AMBER FT/REAR & RED REAR, LEFT
	SN5844		DUAL LAMP, AMBER FT/REAR & RED REAR, RIGHT
5	SN5857		MAGNET KIT (MAGNET KIT NOT REQUIRED IN THIS APPLICATION)
6	SN5849		HARNESS, 5' EXTENSION W/TRIAN-GULAR
7	SN5848		HARNESS, 5' EXTENSION W/TRIAN-GULAR CONNECTORS, RIGHT

I0002158
PR: t05g30n04d0021

SOIL CONDITIONER REEL ASSEMBLY



06064

**7212, 7232, & 7252 SOIL CONDITIONER
SERVICE PARTS**

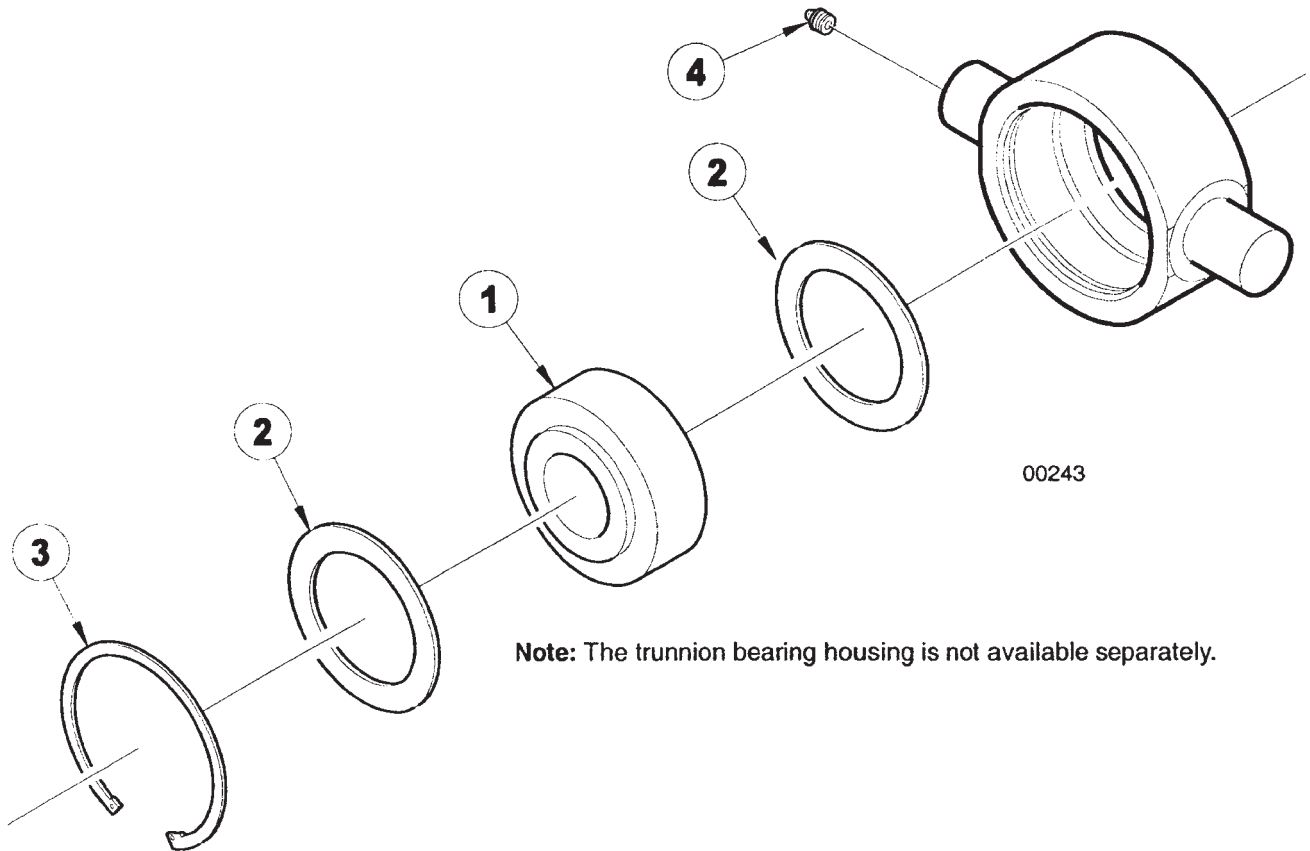
49

SOIL CONDITIONER REEL ASSEMBLY

ITEM	NUMBER	QTY	DESCRIPTION
1	SN1791		HEX BOLT, 3/4"-10 X 6 1/2", GR 5, Y/D
2	SN9404		C-FLEX MOUNTING PLATE
3	SN1040		LOCK WASHER, 3/4" SPLIT TYPE MED, Y/D
4	SN1122		HEX BOLT, 3/4"-10 X 2 1/2", GR 5, Y/D
5	SN106		HEX NUT, 3/4"-10 FULL, GR 5, Y/D
6	SN3096		TRUNNION BEARING MOUNT
7	SN3090		TRUNNION BEARING COMPLETE
8	SN2755		FLAT WASHER, 1 9/16" ID X 2 13/16" OD, 10 GA, Y/D
9	SN5528		SHAFT, 55 5/8", 1 1/2" DIA
	SN5545		SHAFT, 70 5/8", 1 1/2" DIA
	SN5546		SHAFT, 85 5/8", 1 1/2" DIA
	SN5547		SHAFT, 100 5/8", 1 1/2" DIA
	SN7946		SHAFT, 115 5/8", 1 1/2" DIA
10	SN1456		HEX NUT, 1 1/2"-6 FULL SLOTTED GR 2, Y/D
11	SN108		COTTER PIN, 5/16" X 2 1/2", Y/D
12	SN5527		BUSHING
13	SN2761		SHANK, 1" C-FLEX
14	SN669		HEX NUT, 5/8" FULL, GR 5, Y/D
15	SN668		LOCK WASHER, 5/8" SPLIT TYPE MED, Y/D
16	SN3306		U-BOLT, 5/8"-11 X 4 1/2" X 4 5/8" W, GR 5, Y/D
17	SN9416		GANG BAR, 56"L
	SN9417		GANG BAR, 71"L
	SN9400		GANG BAR, 86"L
	SN9418		GANG BAR, 101"L
	SN9453		GANG BAR, 116" L
18	SN669-1		LOCK NUT, 5/8" HEX NYLON
19	SN10024		REEL, 45", SOIL CONDITIONER
	SN10025		REEL, 60", SOIL CONDITIONER
	SN10026		REEL, 75", SOIL CONDITIONER
	SN10027		REEL, 90", SOIL CONDITIONER
	SN10028		REEL, 105", SOIL CONDITIONER
20	SN1308		HEX BOLT, 5/8"-11 X 6 1/2", GR 5, Y/D
21	SN3095		FLAT WASHER, 1 1/2" ID X 2 1/4" OD, 10 GA, Y/D
	SN10346		ASSY, 45" REEL SOIL CONDITIONER (ITEMS 7-12 & 19)
	SN10347		ASSY, 60" REEL SOIL CONDITIONER (ITEMS 7-12 & 19)
	SN10348		ASSY, 75" REEL SOIL CONDITIONER (ITEMS 7-12 & 19)
	SN10349		ASSY, 90" REEL SOIL CONDITIONER (ITEMS 7-12 & 19)
	SN10350		ASSY, 105" REEL SOIL CONDITIONER (ITEMS 7-12 & 19)

I0006064
PR: t05g30n04d0022

TRUNNION BEARING ASSEMBLY.



00243

Note: The trunnion bearing housing is not available separately.

7212, 7232, & 7252 SOIL CONDITIONER
SERVICE PARTS

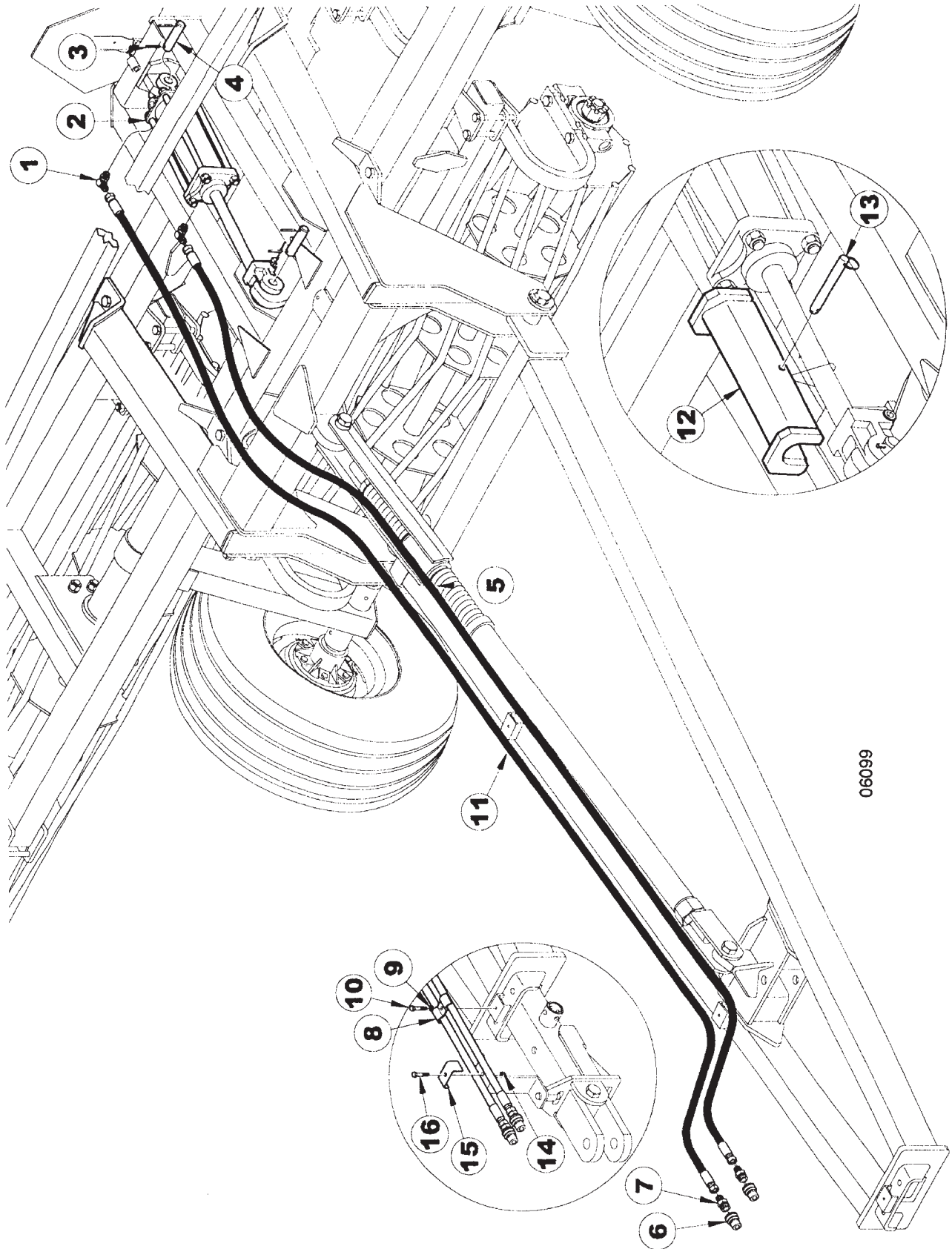
51

TRUNNION BEARING ASSEMBLY.

ITEM	NUMBER	QTY	DESCRIPTION
1	SN3091		SUNFLOWER HOUSING, BCA BEARING TRUNNION BEARING REPLACEMENT
2	SN4924		TRUNNION BEARING SHIELD (BCA)
3	SN3094		TRUNNION BEARING RETAINER (FAFNIR)
4	SN2098-1		GREASE ZERK, 1/8" NPTF, 5/8" L
			TRUNNION BEARING SHIELD SPECIFICATIONS
	SN4924		2.8375" I.D. X 3.929" O.D. X.100" THICK
			TRUNNION BEARING RETAINER THICKNESS
	SN3094		.109" THICK

I0000243
PR: t05g30n04d0023

HYDRAULICS (RIGID MACHINE)



**7212, 7232, & 7252 SOIL CONDITIONER
SERVICE PARTS**

53

HYDRAULICS (RIGID MACHINE)

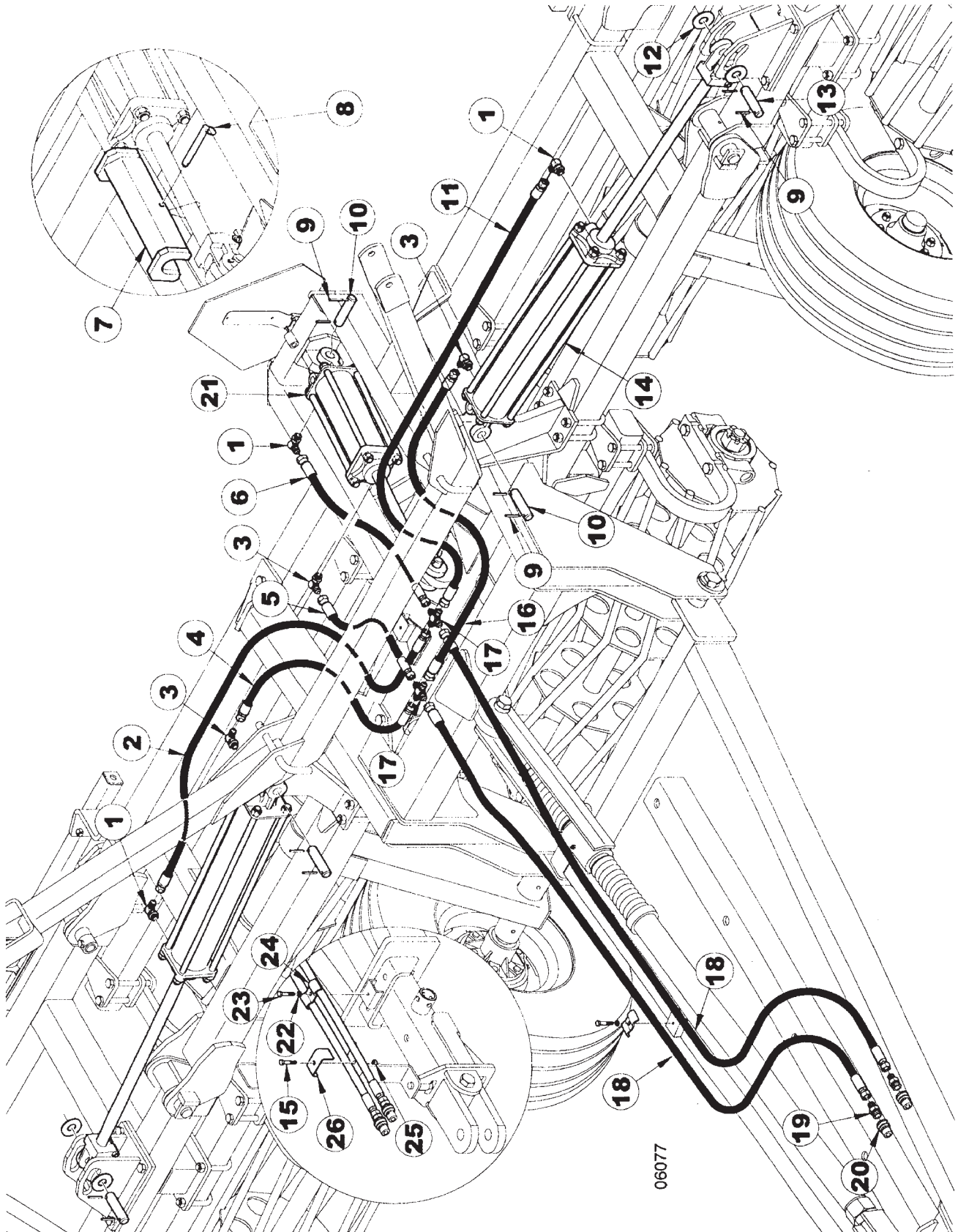
ITEM	NUMBER	QTY	DESCRIPTION
1	SN4454		90 DEG STR THREAD ELBOW, 3/4"-16
2	SN9395R		CYLINDER, 3 1/2" X 10"(22 1/4"CPC) CROSS (*VERSION 1, PRIOR TO 11/03/03)
	SN12004R		CYLINDER, 3 1/2" X 10" (22 1/4" CPC) ORB CROSS, 3000 PSI (*VERSION 2, 11/03/03 & LATER)
3	SN3164		ROLL PIN, 5/16" X 2" SPIRAL MEDIUM
4	SN5339		PIN, 1" X 4 1/16" (3"), Y/D
5	SN4240002		HOSE, 3/8" X 240" L, FEMALE ENDS
6	SN3253		HYDRAULIC COUPLER, MALE HALF
7	SN2425		MALE CONNECTOR, 3/4"-16 MF X 1/2-14 MPT
8	SN5302		PIPE CLAMP, 3/8" BOLT HOLE, Y/D
9	SN176		LOCK WASHER, 3/8" SPLIT TYPE MED, Y/D
10	SN3984		HEX BOLT, 3/8"-16 X 1 1/4", GR 5, Y/D
11	SN4250002		HOSE, 3/8" X 250" L, FEMALE ENDS
12	SN7785R		TRANSPORT LOCK
13	SN5201		BALL LOCK PIN, 3/8X3(2 5/
14	SN3567		LOCK NUT, 3/8"-16 HEX NYLON INSERT, GR 2, Y/D
15	SN2389		ADJUSTMENT ROD, HD GAUGE
16	SN175		HEX BOLT, 3/8"-16 X 1 1/2", GR 5, Y/D

*NOTE:WHEN ORDERING HYDRAULIC CYLINDER COMPONENTS, BE SURE TO NOTE THE PART NUMBER AND THE CYLINDER PSI. (LOCATED ON THE CYLINDER DECAL) AS THEY CONTAIN DIFFERENT COMPONENTS. OLDER CYLINDERS WERE 2500 PSI. AND THE NEWER CYLINDERS ARE 3000 PSI. IDENTIFYING THE PART # OF THE CYLINDER IS EXTREMELY IMPORTANT WHEN ORDERING PARTS TO ENSURE PROPER OPERATION OF THE HYDRAULIC CYLINDER.

WARNING
THESE PARTS ARE IMPORTANT TO THE SAFETY OF THIS EQUIPMENT AND THOSE WHO OPERATE IT. USE ONLY EXACT REPLACEMENT PARTS TO PREVENT HYDRAULIC FAILURE. BEFORE REPLACING THESE PARTS, REVIEW AND FOLLOW THE INSTRUCTIONS IN THE SAFETY AND OPERATING SECTIONS OF THIS MANUAL.

I0006099
PR: t05g30n04d0024

HYDRAULICS (3-SECTION 18'-30')



**7212, 7232, & 7252 SOIL CONDITIONER
SERVICE PARTS**

55

HYDRAULICS (3-SECTION 18'-30')

ITEM	NUMBER	QTY	DESCRIPTION
1	SN4455		90 DEG STR THD ELBOW, 3/4"-16 MF X 3/4"-16 MOR W/1/16" REST
2	SN4040002		HOSE, 3/8" X 40" L, FEMALE ENDS (18'-25')
	SN4055002		HOSE, 3/8" X 55" L, FEMALE ENDS (28' & 30')
3	SN4454		90 DEG STR THREAD ELBOW, 3/4"-16
4	SN4018002		HOSE, 3/8" X 18" L, FEMALE ENDS (18'-25')
	SN4030002		HOSE, 3/8" X 30" L, FEMALE ENDS (28' & 30')
5	SN4022002		HOSE, 3/8" X 22" L, FEMALE ENDS
6	SN4036002		HOSE, 3/8" X 36" L, FEMALE ENDS
7	SN7785R		TRANSPORT LOCK
8	SN12268		PIN, WIRE LOCK 3/8" X 2 1/2", Y/D
9	SN3164		ROLL PIN, 5/16" X 2" SPIRAL MEDIUM DUTY, Y/D
10	SN5339		PIN, 1" X 4 1/16" (3"), Y/D
11	SN4054002		HOSE, 3/8" X 54" L, FEMALE ENDS (18'-25')
	SN4067002		HOSE, 3/8" X 67" L, FEMALE ENDS (28' & 30')
12	SN245		FLAT WASHER, 1" WIDE RIM, Y/D
13	SN5251		PIN, 1" X 5 13/16" (4 1/2"), Y/D

*NOTE:WHEN ORDERING HYDRAULIC CYLINDER COMPONENTS, BE SURE TO NOTE THE PART NUMBER AND THE CYLINDER PSI. (LOCATED ON THE CYLINDER DECAL) AS THEY CONTAIN DIFFERENT COMPONENTS. OLDER CYLINDERS WERE 2500 PSI. AND THE NEWER CYLINDERS ARE 3000 PSI. IDENTIFYING THE PART # OF THE CYLINDER IS EXTREMELY IMPORTANT WHEN ORDERING PARTS TO ENSURE PROPER OPERATION OF THE HYDRAULIC CYLINDER.

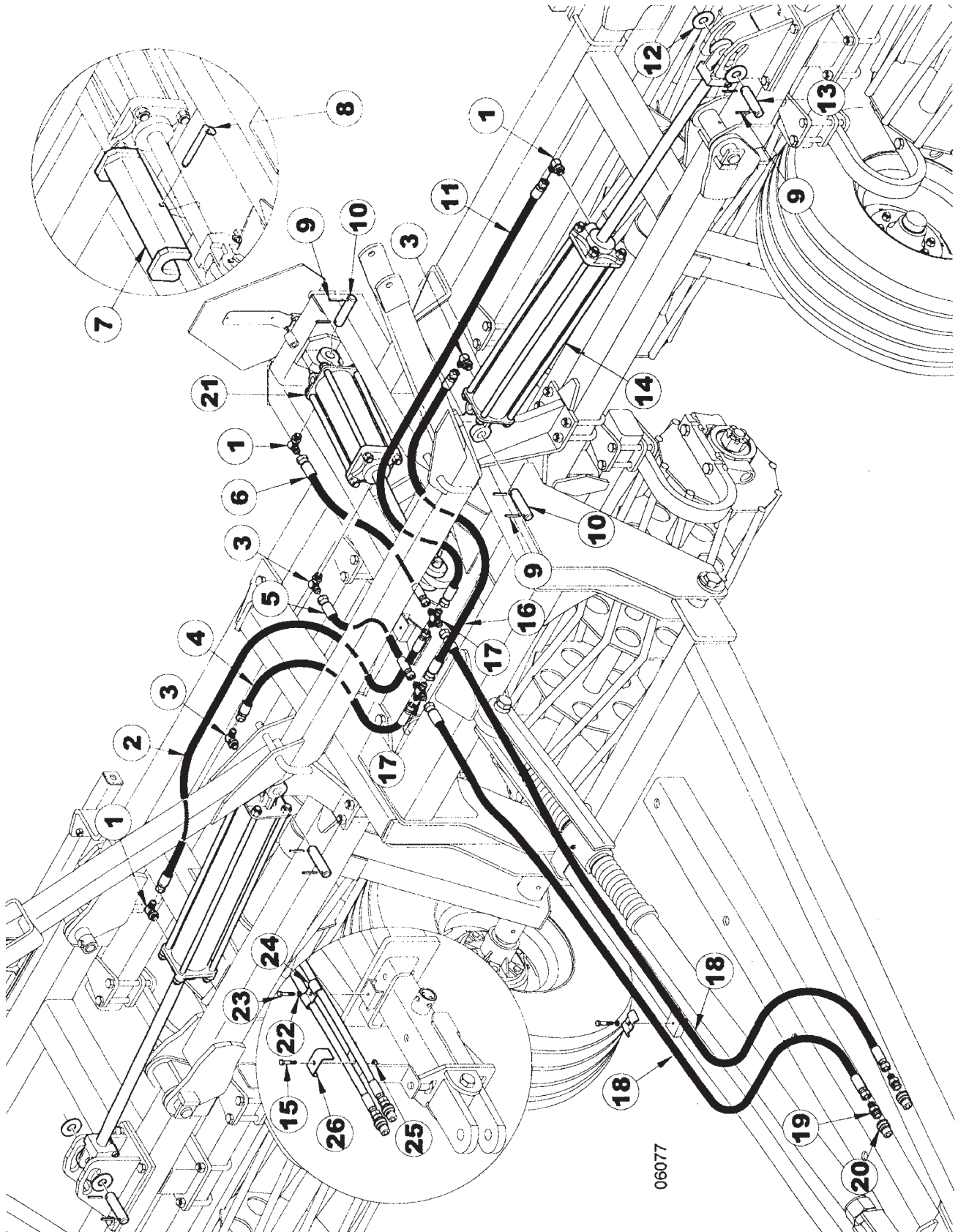
WARNING

THESE PARTS ARE IMPORTANT TO THE SAFETY OF THIS EQUIPMENT AND THOSE WHO OPERATE IT. USE ONLY EXACT REPLACEMENT PARTS TO PREVENT HYDRAULIC FAILURE. BEFORE REPLACING THESE PARTS, REVIEW AND FOLLOW THE INSTRUCTIONS IN THE SAFETY AND OPERATING SECTIONS OF THIS MANUAL.

CONTINUED

I0006077
PR: t05g30n04d0025

HYDRAULICS (3-SECTION 18'-30')



**7212, 7232, & 7252 SOIL CONDITIONER
SERVICE PARTS**

HYDRAULICS (3-SECTION 18'-30')

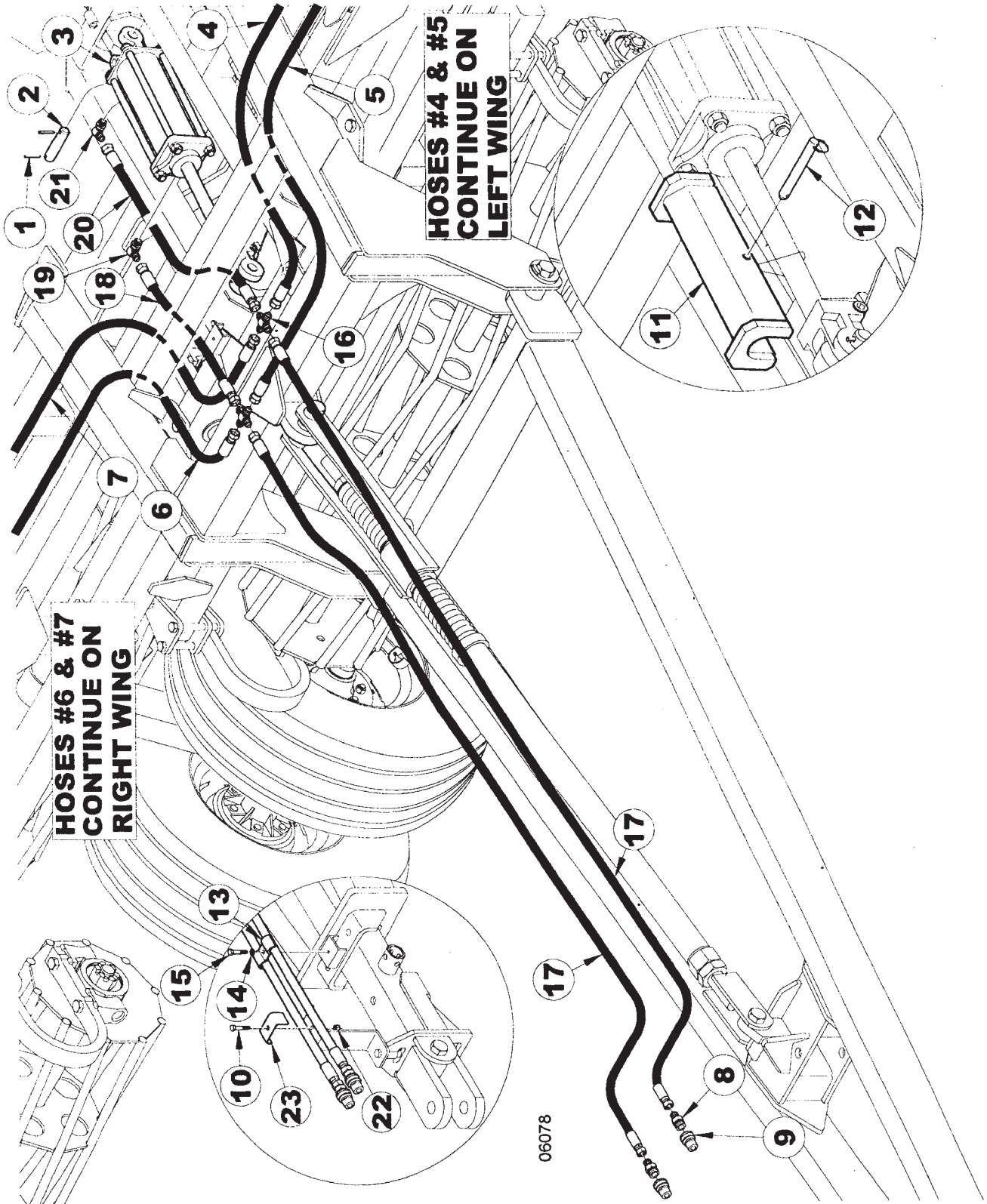
ITEM	NUMBER	QTY	DESCRIPTION
14	SN7841		CYLINDER, 3 1/2" X 24" (34 1/4 CPC) ORB COMMAND, CROSS (*VERSION 1)
	SN12020		CYLINDER, 3 1/2" X 24" (34 1/4 CPC) ORB CROSS, 3000 PSI (*VERSION 2)
15	SN175		HEX BOLT, 3/8"-16 X 1 1/2",GR 5, Y/D
16	SN4030002		HOSE, 3/8" X 30" L, FEMALE ENDS (18'-25')
	SN4039002		HOSE, 3/8" X 39" L, FEMALE ENDS (28' & 30')
17	SN4482		UNION CROSS, 3/4"-16 MF
18	SN4252002		HOSE, 3/8" X 252" L, FEMALE ENDS (18'-25')
	SN4285002		HOSE, 3/8" X 285" L, FEMALE ENDS (28' & 30')
19	SN2425		MALE CONNECTOR, 3/4"-16 MF X 1/2-14 MPT
20	SN3253		HYDRAULIC COUPLER, MALE HALF
21	SN6635		CYLINDER, 4" X 10" (22 1/4"CPC) ORB (*VERSION 1, PRIOR TO 10/22/03)
	SN12026		CYLINDER, 4" X 10" (22 1/4" CPC) ORB CROSS, 3000 PSI (*VERSION 2, 10/22/03 & LATER)
22	SN176		LOCK WASHER,3/8" SPLIT TYPE MED,Y/D
23	SN3984		HEX BOLT, 3/8"-16 X 1 1/4",GR 5, Y/D
24	SN5302		PIPE CLAMP, 3/8" BOLT HOLE, Y/D
25	SN3567		LOCK NUT, 3/8"-16 HEX NYLON INSERT, GR 2, Y/D
26	SN2339		BRACKET CLAMP,Y/D

*NOTE:WHEN ORDERING HYDRAULIC CYLINDER COMPONENTS, BE SURE TO NOTE THE PART NUMBER AND THE CYLINDER PSI. (LOCATED ON THE CYLINDER DECAL) AS THEY CONTAIN DIFFERENT COMPONENTS. OLDER CYLINDERS WERE 2500 PSI. AND THE NEWER CYLINDERS ARE 3000 PSI. IDENTIFYING THE PART # OF THE CYLINDER IS EXTREMELY IMPORTANT WHEN ORDERING PARTS TO ENSURE PROPER OPERATION OF THE HYDRAULIC CYLINDER.

WARNING
THESE PARTS ARE IMPORTANT TO THE SAFETY OF THIS EQUIPMENT AND THOSE WHO OPERATE IT. USE ONLY EXACT REPLACEMENT PARTS TO PREVENT HYDRAULIC FAILURE. BEFORE REPLACING THESE PARTS, REVIEW AND FOLLOW THE INSTRUCTIONS IN THE SAFETY AND OPERATING SECTIONS OF THIS MANUAL.

I0006077
PR: t05g30n04d0025

HYDRAULICS (3-SECTION 32'-35' NC &
32'-37' CENTER)



**7212, 7232, & 7252 SOIL CONDITIONER
SERVICE PARTS**

**HYDRAULICS (3-SECTION 32'-35' NC &
32'-37' CENTER)**

ITEM	NUMBER	QTY	DESCRIPTION
1	SN3164		ROLL PIN, 5/16" X 2" SPIRAL MEDIUM DUTY, Y/D
2	SN5339		PIN, 1" X 4 1/16" (3"), Y/D
3	SN6635		CYLINDER, 4" X 10" (22 1/4" CPC) ORB (*VERSION 1, PRIOR TO 10/22/03)
	SN12026		CYLINDER, 4" X 10" (22 1/4" CPC) ORB CROSS, 3000 PSI (*VERSION 2, 10/22/03 & LATER)
4	SN4067002		HOSE, 3/8" X 67" L, FEMALE ENDS
5	SN4031002		HOSE, 3/8" X 31" L, FEMALE ENDS (32'-35' NC)
	SN4045002		HOSE, 3/8" X 45" L, FEMALE ENDS (32'-37')
6	SN4022002		HOSE, 3/8" X 22" L, FEMALE ENDS (32'-35' NC)
	SN4040002		HOSE, 3/8" X 40" L, FEMALE ENDS (32'-37')
7	SN4055002		HOSE, 3/8" X 55" L, FEMALE ENDS (32'-35' NC)
	SN4070002		HOSE, 3/8" X 70" L, FEMALE ENDS (32'-37')

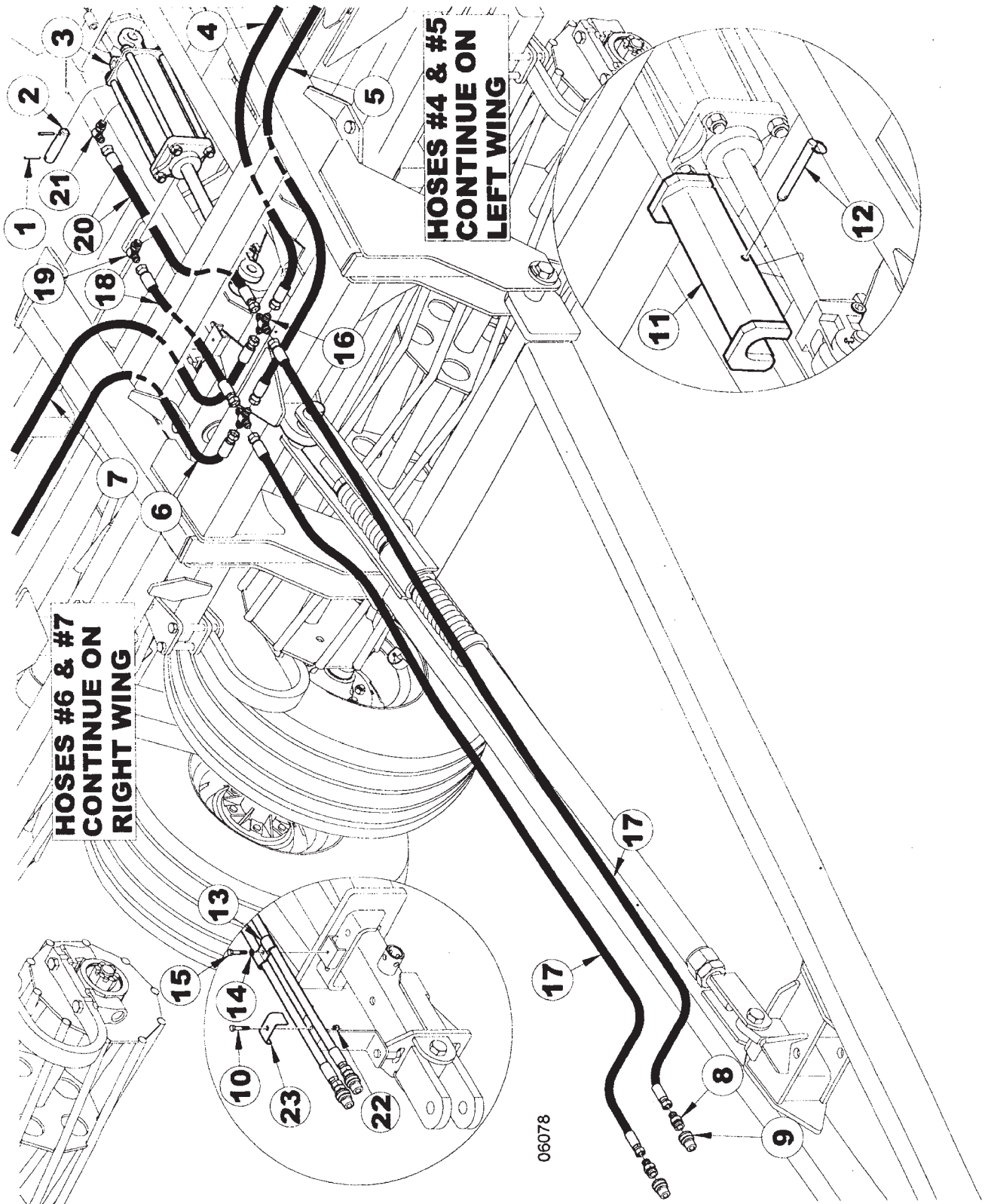
*NOTE:WHEN ORDERING HYDRAULIC CYLINDER COMPONENTS, BE SURE TO NOTE THE PART NUMBER AND THE CYLINDER PSI. (LOCATED ON THE CYLINDER DECAL) AS THEY CONTAIN DIFFERENT COMPONENTS. OLDER CYLINDERS WERE 2500 PSI. AND THE NEWER CYLINDERS ARE 3000 PSI. IDENTIFYING THE PART # OF THE CYLINDER IS EXTREMELY IMPORTANT WHEN ORDERING PARTS TO ENSURE PROPER OPERATION OF THE HYDRAULIC CYLINDER.

WARNING
THESE PARTS ARE IMPORTANT TO THE SAFETY OF THIS EQUIPMENT AND THOSE WHO OPERATE IT. USE ONLY EXACT REPLACEMENT PARTS TO PREVENT HYDRAULIC FAILURE. BEFORE REPLACING THESE PARTS, REVIEW AND FOLLOW THE INSTRUCTIONS IN THE SAFETY AND OPERATING SECTIONS OF THIS MANUAL.

CONTINUED

I0006078
PR: t05g30n04d0026

HYDRAULICS (3-SECTION 32'-35' NC &



**7212, 7232, & 7252 SOIL CONDITIONER
SERVICE PARTS**

61

HYDRAULICS (3-SECTION 32'-35' NC &

ITEM	NUMBER	QTY	DESCRIPTION
8	SN2425		MALE CONNECTOR, 3/4"-16 MF X 1/2-14 MPT
9	SN3253		HYDRAULIC COUPLER, MALE HALF
10	SN175		HEX BOLT, 3/8"-16 X 1 1/2",GR 5, Y/D
11	SN7785R		TRANSPORT LOCK
12	SN12268		PIN, WIRE LOCK 3/8" X 2 1/2", Y/D
13	SN5302		PIPE CLAMP, 3/8" BOLT HOLE, Y/D
14	SN176		LOCK WASHER,3/8" SPLIT TYPE MED,Y/D
15	SN3984		HEX BOLT, 3/8"-16 X 1 1/4",GR 5, Y/D
16	SN4482		UNION CROSS, 3/4"-16 MF
17	SN4285002		HOSE, 3/8" X 285" L, FEMALE ENDS
18	SN4022002		HOSE, 3/8" X 22" L, FEMALE ENDS
19	SN4454		90 DEG STR THREAD ELBOW, 3/4"-16
20	SN4036002		HOSE, 3/8" X 36" L, FEMALE ENDS
21	SN4455		90 DEG STR THD ELBOW, 3/4"-16 MF X 3/4"-16 MOR W/1/16" REST
22	SN3567		LOCK NUT, 3/8"-16 HEX NYLON INSERT, GR 2, Y/D
23	SN2339		BRACKET CLAMP,Y/D

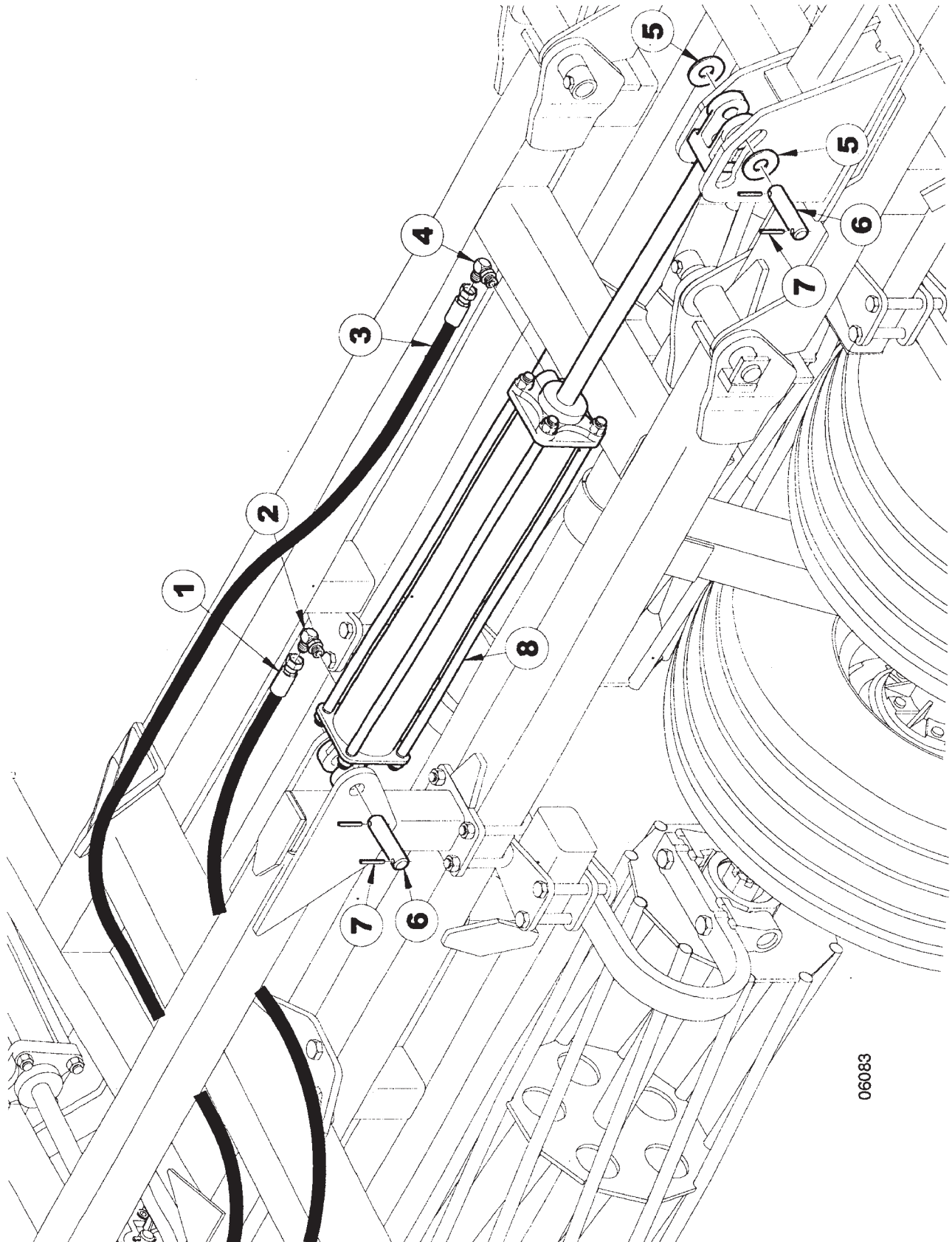
*NOTE:WHEN ORDERING HYDRAULIC CYLINDER COMPONENTS, BE SURE TO NOTE THE PART NUMBER AND THE CYLINDER PSI. (LOCATED ON THE CYLINDER DECAL) AS THEY CONTAIN DIFFERENT COMPONENTS. OLDER CYLINDERS WERE 2500 PSI. AND THE NEWER CYLINDERS ARE 3000 PSI. IDENTIFYING THE PART # OF THE CYLINDER IS EXTREMELY IMPORTANT WHEN ORDERING PARTS TO ENSURE PROPER OPERATION OF THE HYDRAULIC CYLINDER.

WARNING
THESE PARTS ARE IMPORTANT TO THE SAFETY OF THIS EQUIPMENT AND THOSE WHO OPERATE IT. USE ONLY EXACT REPLACEMENT PARTS TO PREVENT HYDRAULIC FAILURE. BEFORE REPLACING THESE PARTS, REVIEW AND FOLLOW THE INSTRUCTIONS IN THE SAFETY AND OPERATING SECTIONS OF THIS MANUAL.

I0006078
PR: t05g30n04d0026

7212, 7232, & 7252 SOIL CONDITIONER
SERVICE PARTS

HYDRAULICS (3-SECTION 32'-35' NC &
32'-37' LEFT WING)



06083

**7212, 7232, & 7252 SOIL CONDITIONER
SERVICE PARTS**

63

**HYDRAULICS (3-SECTION 32'-35' NC &
32'-37' LEFT WING)**

ITEM	NUMBER	QTY	DESCRIPTION
1	SN4031002		HOSE, 3/8" X 31" L, FEMALE ENDS (32'-35' NC)
	SN4045002		HOSE, 3/8" X 45" L, FEMALE ENDS (32'-37')
2	SN4454		90 DEG STR THREAD ELBOW, 3/4"-16 MF X 3/4"-16 MOR
3	SN4067002		HOSE, 3/8" X 67" L, FEMALE ENDS
4	SN4455		90 DEG STR THD ELBOW, 3/4"-16 MF X 3/4"-16 MOR W/1/16" REST
5	SN245		FLAT WASHER, 1" WIDE RIM, Y/D
6	SN5251		PIN, 1" X 5 13/16" (4 1/2"), Y/D
7	SN3164		ROLL PIN, 5/16" X 2" SPIRAL MEDIUM DUTY, Y/D
8	SN4403R		CYLINDER, 4" X 30" (40 1/4" CPC) ORB (*VERSION 1, PRIOR TO 4/17/03)
	SN10812		CYLINDER, 4" X 30" (40 1/4" CPC) ORB CROSS, 3000 PSI (*VERSION 2, 4/17/03 & LATER)

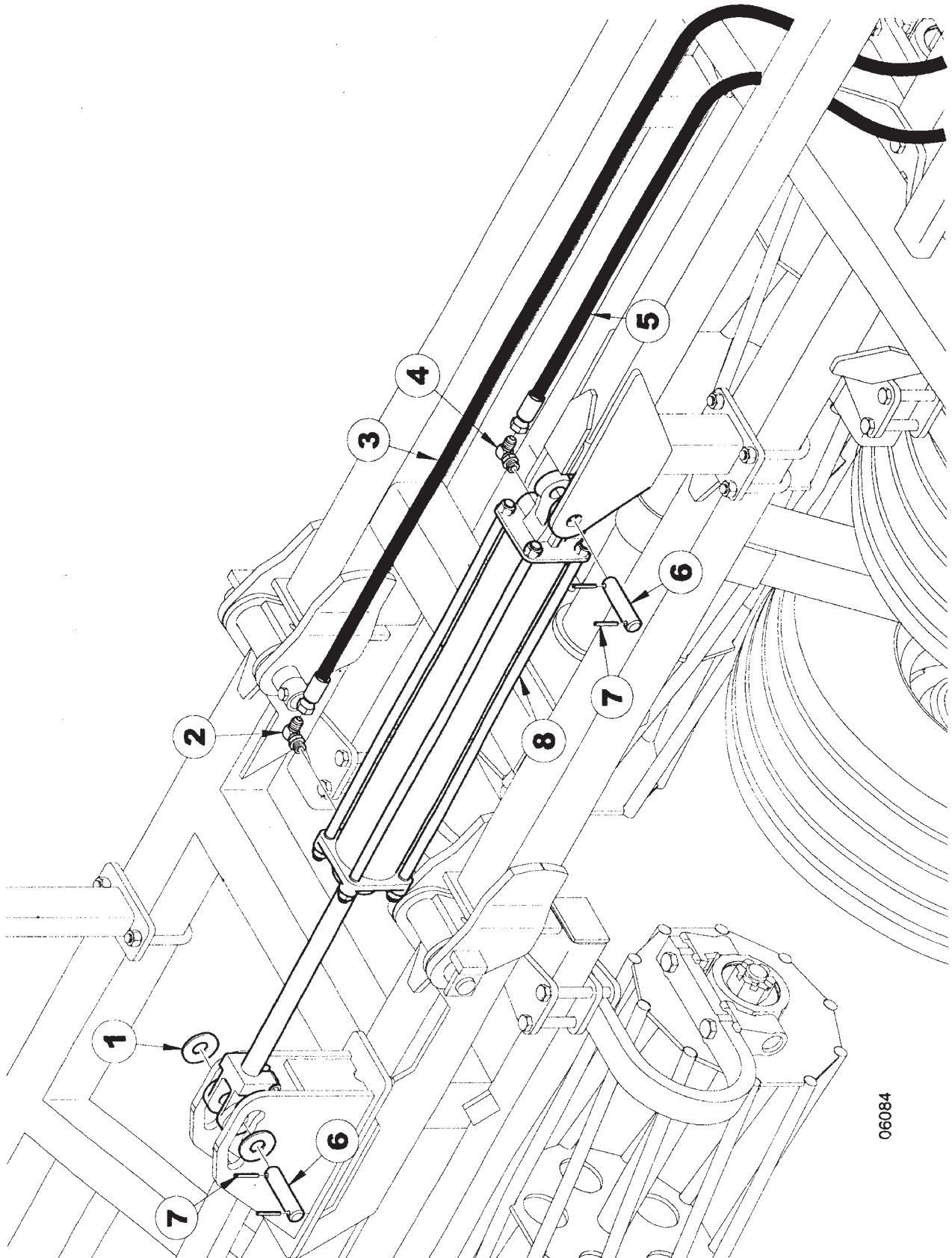
*NOTE:WHEN ORDERING HYDRAULIC CYLINDER COMPONENTS, BE SURE TO NOTE THE PART NUMBER AND THE CYLINDER PSI. (LOCATED ON THE CYLINDER DECAL) AS THEY CONTAIN DIFFERENT COMPONENTS. OLDER CYLINDERS WERE 2500 PSI. AND THE NEWER CYLINDERS ARE 3000 PSI. IDENTIFYING THE PART # OF THE CYLINDER IS EXTREMELY IMPORTANT WHEN ORDERING PARTS TO ENSURE PROPER OPERATION OF THE HYDRAULIC CYLINDER.

WARNING
THESE PARTS ARE IMPORTANT TO THE SAFETY OF THIS EQUIPMENT AND THOSE WHO OPERATE IT. USE ONLY EXACT REPLACEMENT PARTS TO PREVENT HYDRAULIC FAILURE. BEFORE REPLACING THESE PARTS, REVIEW AND FOLLOW THE INSTRUCTIONS IN THE SAFETY AND OPERATING SECTIONS OF THIS MANUAL.

I0006083
PR: t05g30n04d0027

7212, 7232, & 7252 SOIL CONDITIONER
SERVICE PARTS

HYDRAULICS (3-SECTION 32'-35' NC &
32'-37' RIGHT WING)



06084

**7212, 7232, & 7252 SOIL CONDITIONER
SERVICE PARTS**

65

**HYDRAULICS (3-SECTION 32'-35' NC &
32'-37' RIGHT WING)**

ITEM	NUMBER	QTY	DESCRIPTION
1	SN245		FLAT WASHER, 1" WIDE RIM, Y/D
2	SN4455		90 DEG STR THD ELBOW, 3/4"-16 MF X 3/4"-16 MOR W/1/16" REST
3	SN4055002		HOSE, 3/8" X 55" L, FEMALE ENDS (32'-35' NC)
	SN4070002		HOSE, 3/8" X 70" L, FEMALE ENDS (32'-37')
4	SN4454		90 DEG STR THREAD ELBOW, 3/4"-16
5	SN4022002		HOSE, 3/8" X 22" L, FEMALE ENDS (32'-35' NC)
	SN4040002		HOSE, 3/8" X 40" L, FEMALE ENDS (32'-37')
6	SN5251		PIN, 1" X 5 13/16" (4 1/2"), Y/D
7	SN3164		ROLL PIN, 5/16" X 2" SPIRAL MEDIUM DUTY, Y/D
8	SN4403R		CYLINDER, 4" X 30" (40 1/4"CPC) ORB (*VERSION 1, PRIOR TO 4/17/03)
	SN10812		CYLINDER, 4" X 30" (40 1/4" CPC) ORB CROSS, 3000 PSI (*VERSION 2, 4/17/03 & LATER)

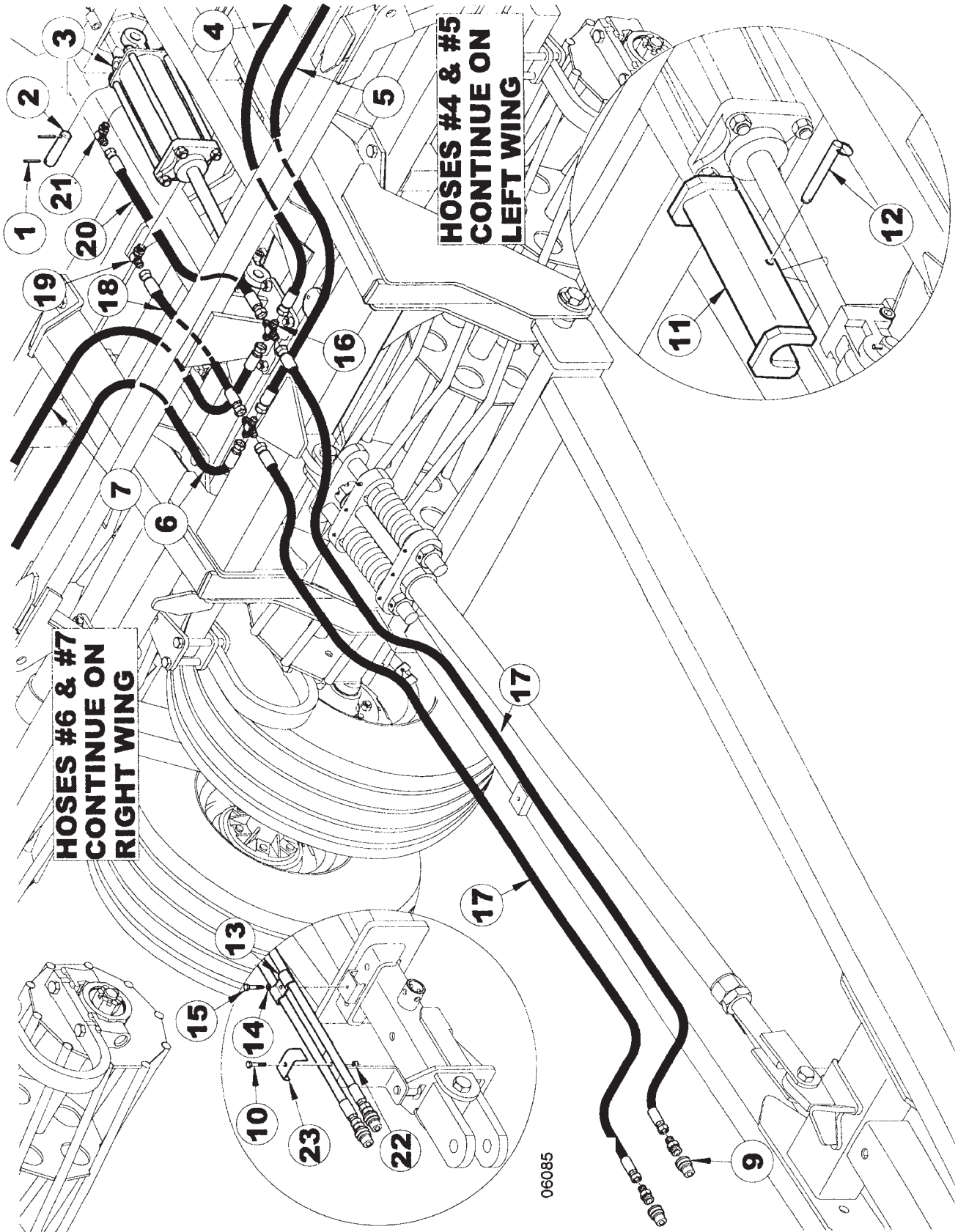
*NOTE:WHEN ORDERING HYDRAULIC CYLINDER COMPONENTS, BE SURE TO NOTE THE PART NUMBER AND THE CYLINDER PSI. (LOCATED ON THE CYLINDER DECAL) AS THEY CONTAIN DIFFERENT COMPONENTS. OLDER CYLINDERS WERE 2500 PSI. AND THE NEWER CYLINDERS ARE 3000 PSI. IDENTIFYING THE PART # OF THE CYLINDER IS EXTREMELY IMPORTANT WHEN ORDERING PARTS TO ENSURE PROPER OPERATION OF THE HYDRAULIC CYLINDER.

WARNING

THESE PARTS ARE IMPORTANT TO THE SAFETY OF THIS EQUIPMENT AND THOSE WHO OPERATE IT. USE ONLY EXACT REPLACEMENT PARTS TO PREVENT HYDRAULIC FAILURE. BEFORE REPLACING THESE PARTS, REVIEW AND FOLLOW THE INSTRUCTIONS IN THE SAFETY AND OPERATING SECTIONS OF THIS MANUAL.

I0006084
PR: t05g30n04d0028

HYDRAULICS (5-SECTION CENTER)



06085

7212, 7232, & 7252 SOIL CONDITIONER
SERVICE PARTS

67

HYDRAULICS (5-SECTION CENTER)

ITEM	NUMBER	QTY	DESCRIPTION
1	SN3164		ROLL PIN, 5/16" X 2" SPIRAL MEDIUM DUTY, Y/D
2	SN5339		PIN, 1" X 4 1/16" (3"), Y/D
3	SN6635		CYLINDER, 4" X 10" (22 1/4" CPC) ORB (*VERSION 1, PRIOR TO 10/22/03)
	SN12026		CYLINDER, 4" X 10" (22 1/4" CPC) ORB CROSS, 3000 PSI (*VERSION 2, 10/22/03 & LATER)
4	SN4067002		HOSE, 3/8" X 67" L, FEMALE ENDS (32'-37')
	SN4082002		HOSE, 3/8" X 82" L, FEMALE ENDS (40'-56')
5	SN4039002		HOSE, 3/8" X 39" L, FEMALE ENDS (32'-37')
	SN4054002		HOSE, 3/8" X 54" L, FEMALE ENDS (40'-56')
6	SN4030002		HOSE, 3/8" X 30" L, FEMALE ENDS (32'-37')
	SN4045002		HOSE, 3/8" X 45" L, FEMALE ENDS (40'-56')

*NOTE:WHEN ORDERING HYDRAULIC CYLINDER COMPONENTS, BE SURE TO NOTE THE PART NUMBER AND THE CYLINDER PSI. (LOCATED ON THE CYLINDER DECAL) AS THEY CONTAIN DIFFERENT COMPONENTS. OLDER CYLINDERS WERE 2500 PSI. AND THE NEWER CYLINDERS ARE 3000 PSI. IDENTIFYING THE PART # OF THE CYLINDER IS EXTREMELY IMPORTANT WHEN ORDERING PARTS TO ENSURE PROPER OPERATION OF THE HYDRAULIC CYLINDER.

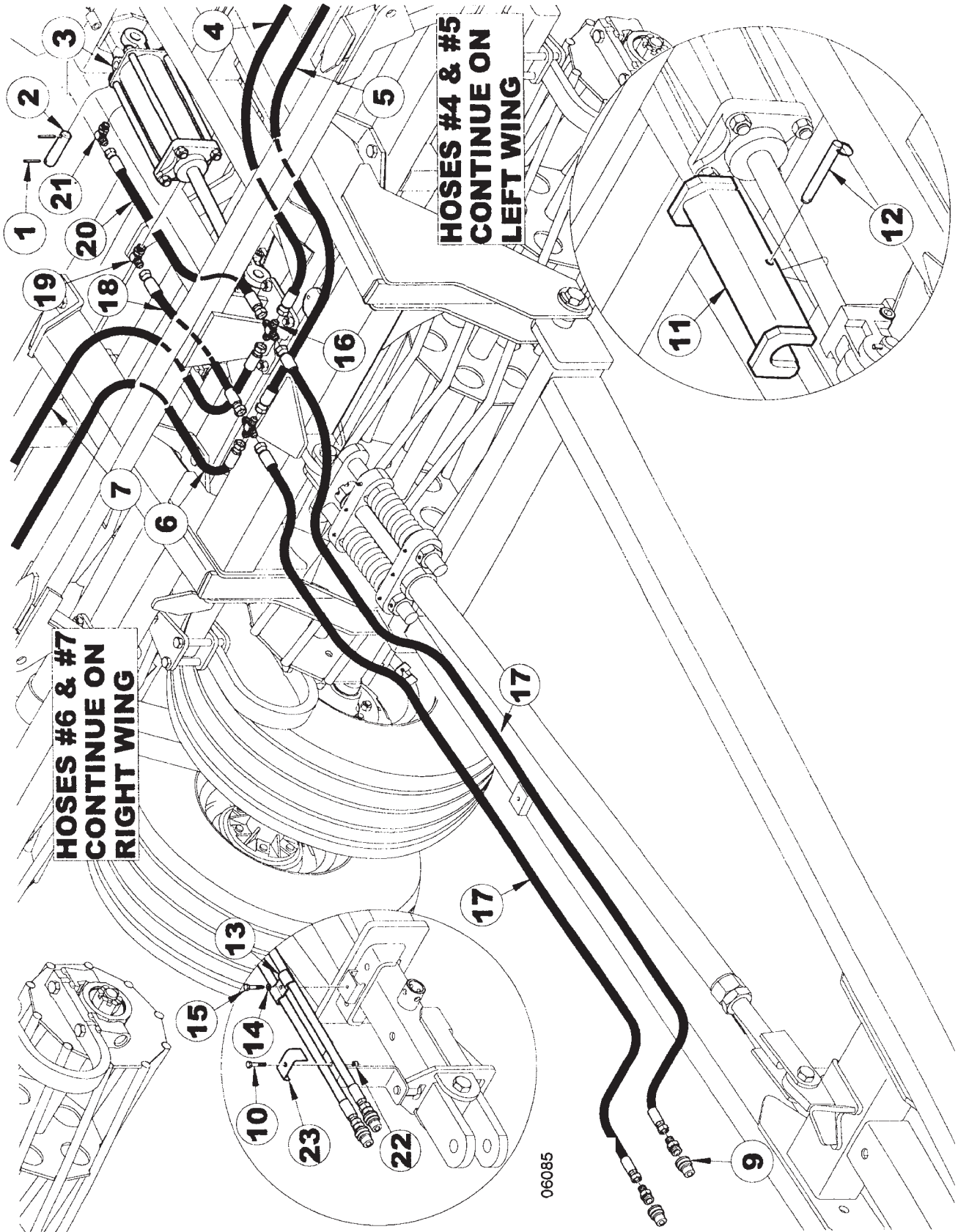
WARNING

THESE PARTS ARE IMPORTANT TO THE SAFETY OF THIS EQUIPMENT AND THOSE WHO OPERATE IT. USE ONLY EXACT REPLACEMENT PARTS TO PREVENT HYDRAULIC FAILURE. BEFORE REPLACING THESE PARTS, REVIEW AND FOLLOW THE INSTRUCTIONS IN THE SAFETY AND OPERATING SECTIONS OF THIS MANUAL.

CONTINUED

I0006085
PR: t05g30n04d0029

HYDRAULICS (5-SECTION CENTER)



**HOSES #4 & #5
CONTINUE ON
LEFT WING**

**HOSES #6 & #7
CONTINUE ON
RIGHT WING**

06085

**7212, 7232, & 7252 SOIL CONDITIONER
SERVICE PARTS**

69

HYDRAULICS (5-SECTION CENTER)

ITEM	NUMBER	QTY	DESCRIPTION
7	SN4055002		HOSE, 3/8" X 55" L, FEMALE ENDS (32'-37')
	SN4070002		HOSE, 3/8" X 70" L, FEMALE ENDS (40'-56')
8	SN2425		MALE CONNECTOR, 3/4"-16 MF X 1/2-14 MPT
9	SN3253		HYDRAULIC COUPLER, MALE HALF
10	SN175		HEX BOLT, 3/8"-16 X 1 1/2",GR 5, Y/D
11	SN7785R		TRANSPORT LOCK
12	SN12268		PIN, WIRE LOCK 3/8" X 2 1/2", Y/D
13	SN5302		PIPE CLAMP, 3/8" BOLT HOLE, Y/D
14	SN176		LOCK WASHER,3/8" SPLIT TYPE MED,Y/D
15	SN3984		HEX BOLT, 3/8"-16 X 1 1/4",GR 5, Y/D
16	SN4482		UNION CROSS, 3/4"-16 MF
17	SN4285002		HOSE, 3/8" X 285" L, FEMALE ENDS (32'-37')
	SN4410002		HOSE, 3/8" X 410" L, FEMALE ENDS (40'-56')
18	SN4022002		HOSE, 3/8" X 22" L, FEMALE ENDS
19	SN4454		90 DEG STR THREAD ELBOW, 3/4"-16
20	SN4036002		HOSE, 3/8" X 36" L, FEMALE ENDS
21	SN4455		90 DEG STR THD ELBOW, 3/4"-16 MF X 3/4"-16 MOR W/1/16" REST
22	SN3567		LOCK NUT, 3/8"-16 HEX NYLON INSERT, GR 2, Y/D
23	SN2339		BRACKET CLAMP,Y/D

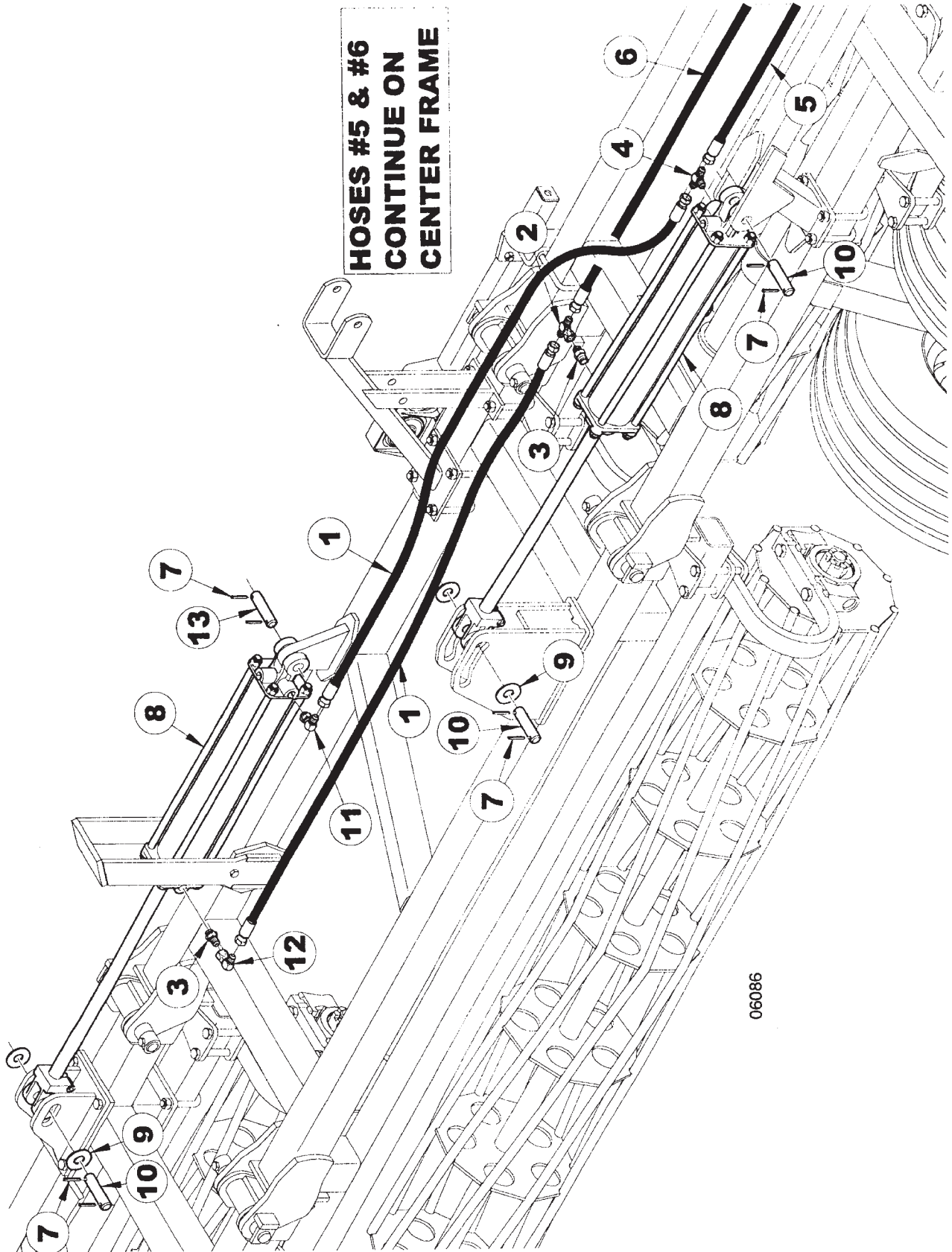
*NOTE:WHEN ORDERING HYDRAULIC CYLINDER COMPONENTS, BE SURE TO NOTE THE PART NUMBER AND THE CYLINDER PSI. (LOCATED ON THE CYLINDER DECAL) AS THEY CONTAIN DIFFERENT COMPONENTS. OLDER CYLINDERS WERE 2500 PSI. AND THE NEWER CYLINDERS ARE 3000 PSI. IDENTIFYING THE PART # OF THE CYLINDER IS EXTREMELY IMPORTANT WHEN ORDERING PARTS TO ENSURE PROPER OPERATION OF THE HYDRAULIC CYLINDER.

WARNING

THESE PARTS ARE IMPORTANT TO THE SAFETY OF THIS EQUIPMENT AND THOSE WHO OPERATE IT. USE ONLY EXACT REPLACEMENT PARTS TO PREVENT HYDRAULIC FAILURE. BEFORE REPLACING THESE PARTS, REVIEW AND FOLLOW THE INSTRUCTIONS IN THE SAFETY AND OPERATING SECTIONS OF THIS MANUAL.

I0006085
PR: t05g30n04d0029

HYDRAULICS (5-SECTION 32'-45'
RIGHT WING)



**7212, 7232, & 7252 SOIL CONDITIONER
SERVICE PARTS**

71

**HYDRAULICS (5-SECTION 32'-45'
RIGHT WING)**

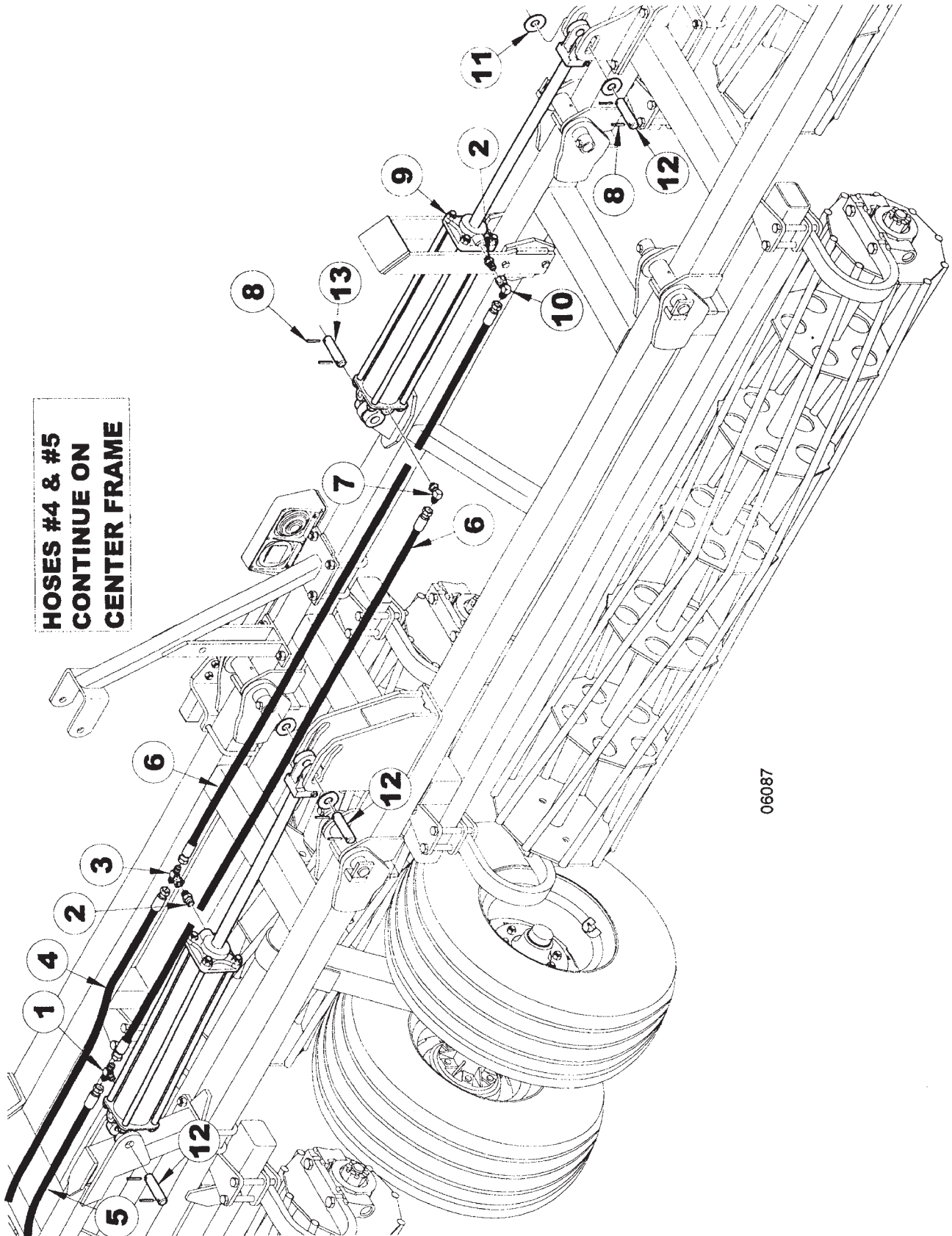
ITEM	NUMBER	QTY	DESCRIPTION
1	SN4082002		HOSE, 3/8" X 82" L, FEMALE ENDS (32'-37')
	SN4097002		HOSE, 3/8" X 97" L, FEMALE ENDS (40'-45')
2	SN4473		SWIVEL NUT BRANCH TEE, 3/4"-16 MFX 3/4"-16 FF
3	SN4465		STRAIGHT THD CONNECTOR 3/4"-16 MF X 3/4"-16 MOR W/1/16" REST
4	SN4451		STRAIGHT THREAD BRANCH TEE, 3/4"-16 MF X 3/4"-16 MOR
5	SN4030002		HOSE, 3/8" X 30" L, FEMALE ENDS (32'-37')
	SN4045002		HOSE, 3/8" X 45" L, FEMALE ENDS (40'-45')
6	SN4055002		HOSE, 3/8" X 55" L, FEMALE ENDS (32'-37')
	SN4070002		HOSE, 3/8" X 70" L, FEMALE ENDS (40'-45')
7	SN3164		ROLL PIN, 5/16" X 2" SPIRAL MEDIUM DUTY, Y/D
8	SN7841		CYLINDER, 3 1/2" X 24" (34 1/4 CPC) ORB COMMAND, CROSS (*VERSION 1)
	SN12020		CYLINDER, 3 1/2" X 24" (34 1/4 CPC) ORB CROSS, 3000 PSI (*VERSION 2)
9	SN245		FLAT WASHER, 1" WIDE RIM, Y/D
10	SN5251		PIN, 1" X 5 13/16" (4 1/2"), Y/D
11	SN4454		90 DEG STR THREAD ELBOW, 3/4"-16 MF X 3/4"-16 MOR
12	SN4472		90 DEG SWIVEL ELBOW, 3/4"- 16 MF X 3/4"-16 FF
13	SN5339		PIN, 1" X 4 1/16" (3"), Y/D

*NOTE:WHEN ORDERING HYDRAULIC CYLINDER COMPONENTS, BE SURE TO NOTE THE PART NUMBER AND THE CYLINDER PSI. (LOCATED ON THE CYLINDER DECAL) AS THEY CONTAIN DIFFERENT COMPONENTS. OLDER CYLINDERS WERE 2500 PSI. AND THE NEWER CYLINDERS ARE 3000 PSI. IDENTIFYING THE PART # OF THE CYLINDER IS EXTREMELY IMPORTANT WHEN ORDERING PARTS TO ENSURE PROPER OPERATION OF THE HYDRAULIC CYLINDER.

WARNING
THESE PARTS ARE IMPORTANT TO THE SAFETY OF THIS EQUIPMENT AND THOSE WHO OPERATE IT. USE ONLY EXACT REPLACEMENT PARTS TO PREVENT HYDRAULIC FAILURE. BEFORE REPLACING THESE PARTS, REVIEW AND FOLLOW THE INSTRUCTIONS IN THE SAFETY AND OPERATING SECTIONS OF THIS MANUAL.

I0006086
PR: t05g30n04d0030

HYDRAULICS (5-SECTION 32'-45'
LEFT WING)



HOSES #4 & #5
CONTINUE ON
CENTER FRAME

06087

**7212, 7232, & 7252 SOIL CONDITIONER
SERVICE PARTS**

73

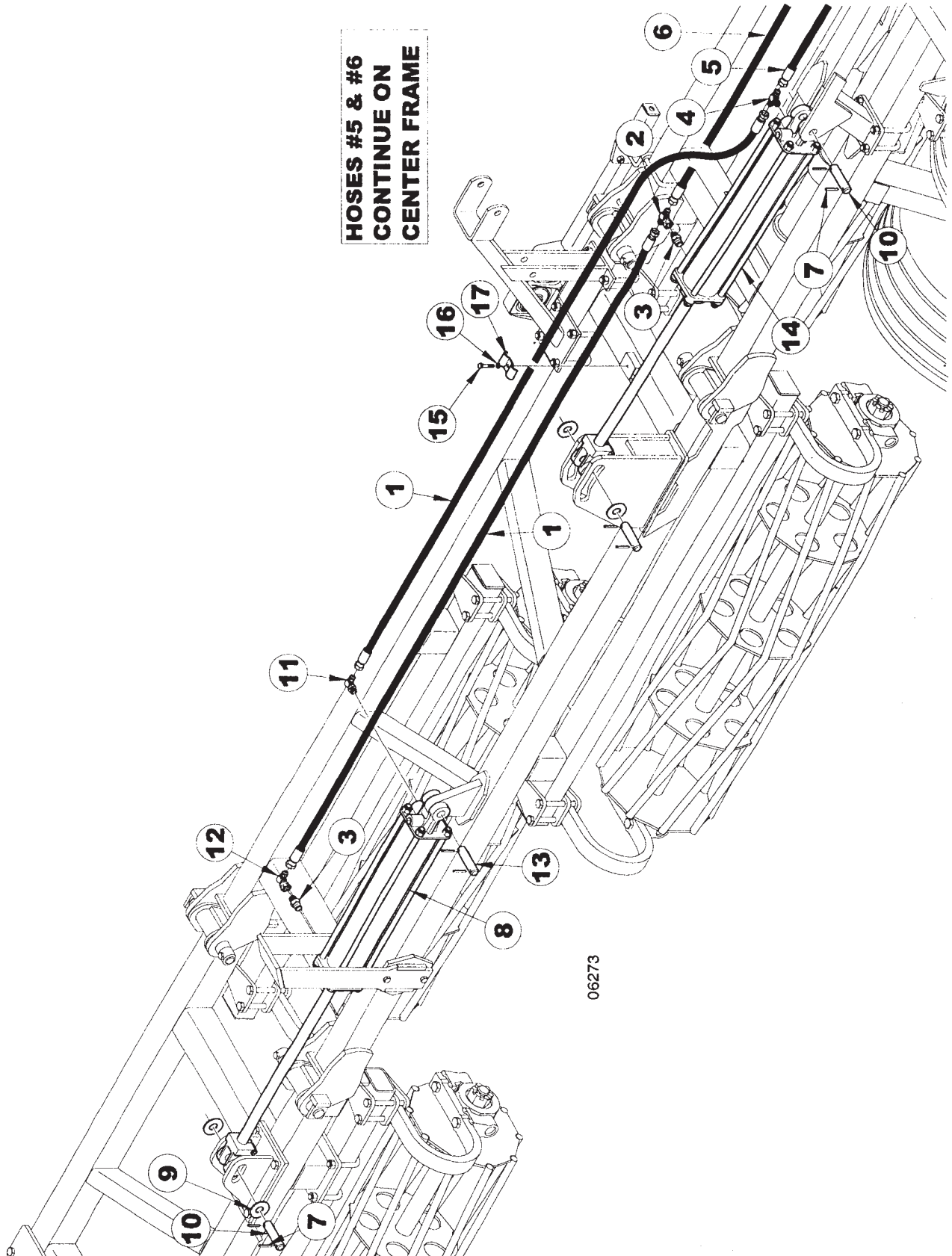
**HYDRAULICS (5-SECTION 32'-45'
LEFT WING)**

ITEM	NUMBER	QTY	DESCRIPTION
1	SN4451		STRAIGHT THREAD BRANCH TEE, 3/4"-16 MF X 3/4"-16 MOR
2	SN4465		STRAIGHT THD CONNECTOR 3/4"-16 MF X 3/4"-16 MOR W/1/16" REST
3	SN4473		SWIVEL NUT BRANCH TEE, 3/4"-16 MFX 3/4"-16 FF
4	SN4067002		HOSE, 3/8" X 67" L, FEMALE ENDS (32'-37')
	SN4082002		HOSE, 3/8" X 82" L, FEMALE ENDS
5	SN4039002		HOSE, 3/8" X 39" L, FEMALE ENDS (32'-37')
	SN4054002		HOSE, 3/8" X 54" L, FEMALE ENDS (40'-45')
6	SN4082002		HOSE, 3/8" X 82" L, FEMALE ENDS (32'-37')
	SN4097002		HOSE, 3/8" X 97" L, FEMALE ENDS (40'-45')
7	SN4454		90 DEG STR THREAD ELBOW, 3/4"-16
8	SN3164		ROLL PIN, 5/16" X 2" SPIRAL MEDIUM DUTY, Y/D
9	SN7841		CYLINDER, 3 1/2" X 24" (34 1/4 CPC) ORB COMMAND, CROSS (*VERSION 1)
	SN12020		CYLINDER, 3 1/2" X 24" (34 1/4 CPC) ORB CROSS, 3000 PSI (*VERSION 2)
10	SN4472		90 DEG SWIVEL ELBOW, 3/4"- 16 MF X 3/4"-16 FF
11	SN245		FLAT WASHER, 1" WIDE RIM, Y/D
12	SN5251		PIN, 1" X 5 13/16" (4 1/2"), Y/D
13	SN5339		PIN, 1" X 4 1/16" (3"), Y/D

*NOTE:WHEN ORDERING HYDRAULIC CYLINDER COMPONENTS, BE SURE TO NOTE THE PART NUMBER AND THE CYLINDER PSI. (LOCATED ON THE CYLINDER DECAL) AS THEY CONTAIN DIFFERENT COMPONENTS. OLDER CYLINDERS WERE 2500 PSI. AND THE NEWER CYLINDERS ARE 3000 PSI. IDENTIFYING THE PART # OF THE CYLINDER IS EXTREMELY IMPORTANT WHEN ORDERING PARTS TO ENSURE PROPER OPERATION OF THE HYDRAULIC CYLINDER.
WARNING
THESE PARTS ARE IMPORTANT TO THE SAFETY OF THIS EQUIPMENT AND THOSE WHO OPERATE IT. USE ONLY EXACT REPLACEMENT PARTS TO PREVENT HYDRAULIC FAILURE. BEFORE REPLACING THESE PARTS, REVIEW AND FOLLOW THE INSTRUCTIONS IN THE SAFETY AND OPERATING SECTIONS OF THIS MANUAL.

I0006087
PR: t05g30n04d0031

HYDRAULICS (5-SECTION 45'W-50'
RIGHT WING)



06273

**7212, 7232, & 7252 SOIL CONDITIONER
SERVICE PARTS**

75

**HYDRAULICS (5-SECTION 45'W-50'
RIGHT WING)**

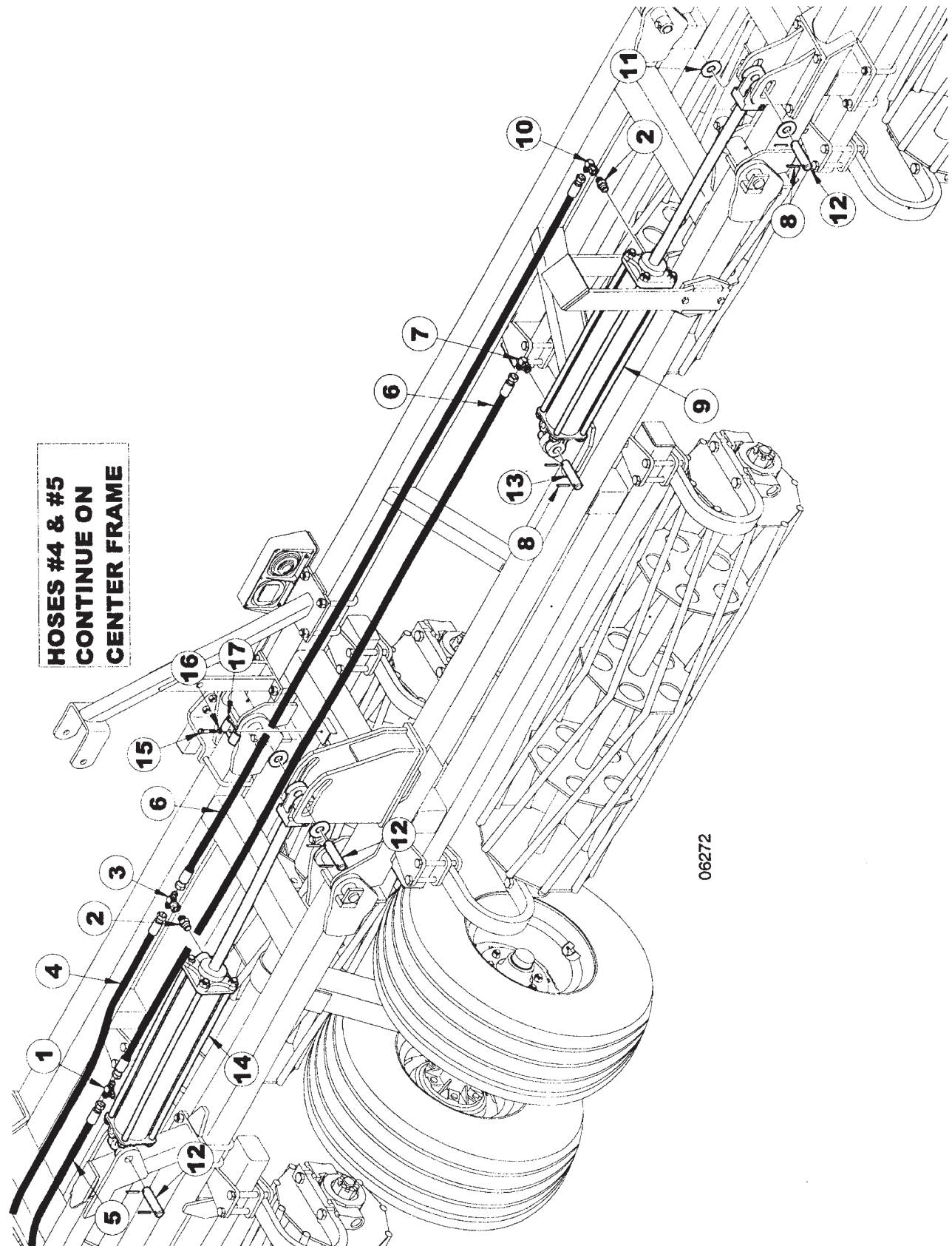
ITEM	NUMBER	QTY	DESCRIPTION
1	SN4120002		HOSE, 3/8" X 120" L, FEMALE ENDS
2	SN4473		SWIVEL NUT BRANCH TEE, 3/4"-16 MFX 3/4"-16 FF
3	SN4465		STRAIGHT THD CONNECTOR 3/4"-16 MF X 3/4"-16 MOR W/1/16" REST
4	SN4451		STRAIGHT THREAD BRANCH TEE, 3/4"-16 MF X 3/4"-16 MOR
5	SN4045002		HOSE, 3/8" X 45" L, FEMALE ENDS
6	SN4070002		HOSE, 3/8" X 70" L, FEMALE ENDS
7	SN3164		ROLL PIN, 5/16" X 2" SPIRAL MEDIUM DUTY, Y/D
8	SN7841		CYLINDER, 3 1/2" X 24" (34 1/4" CPC) ORB COMMAND, CROSS (*VERSION 1)
	SN12020		CYLINDER, 3 1/2" X 24" (34 1/4" CPC) ORB CROSS, 3000 PSI (*VERSION 2)
9	SN245		FLAT WASHER, 1" WIDE RIM, Y/D
10	SN5251		PIN, 1" X 5 13/16" (4 1/2"), Y/D
11	SN4454		90 DEG STR THREAD ELBOW, 3/4"-16 MF X 3/4"-16 MOR
12	SN4472		90 DEG SWIVEL ELBOW, 3/4"- 16 MF X 3/4"-16 FF
13	SN5339		PIN, 1" X 4 1/16" (3"), Y/D
14	SN4405R		CYLINDER, 4" X 24" FOLD (34 1/4" CPC) ORB (*VERSION 1, PRIOR TO 4/17/03)
	SN10813		CYLINDER, 4" X 24" FOLD (34 1/4" CPC) ORB, 3000 PSI (*VERSION 2, 4/17/03 & LATER)
15	SN3984		HEX BOLT, 3/8"-16 X 1 1/4", GR 5, Y/D
16	SN176		LOCK WASHER, 3/8" SPLIT TYPE MED, Y/D
17	SN5302		PIPE CLAMP, 3/8" BOLT HOLE, Y/D

*NOTE:WHEN ORDERING HYDRAULIC CYLINDER COMPONENTS, BE SURE TO NOTE THE PART NUMBER AND THE CYLINDER PSI. (LOCATED ON THE CYLINDER DECAL) AS THEY CONTAIN DIFFERENT COMPONENTS. OLDER CYLINDERS WERE 2500 PSI. AND THE NEWER CYLINDERS ARE 3000 PSI. IDENTIFYING THE PART # OF THE CYLINDER IS EXTREMELY IMPORTANT WHEN ORDERING PARTS TO ENSURE PROPER OPERATION OF THE HYDRAULIC CYLINDER.

WARNING
THESE PARTS ARE IMPORTANT TO THE SAFETY OF THIS EQUIPMENT AND THOSE WHO OPERATE IT. USE ONLY EXACT REPLACEMENT PARTS TO PREVENT HYDRAULIC FAILURE. BEFORE REPLACING THESE PARTS, REVIEW AND FOLLOW THE INSTRUCTIONS IN THE SAFETY AND OPERATING SECTIONS OF THIS MANUAL.

I0006273
PR: t05g30n04d0032

HYDRAULICS (5-SECTION 45'W-50'
LEFT WING)



HOSES #4 & #5
CONTINUE ON
CENTER FRAME

06272

**7212, 7232, & 7252 SOIL CONDITIONER
SERVICE PARTS**

77

**HYDRAULICS (5-SECTION 45'W-50'
LEFT WING)**

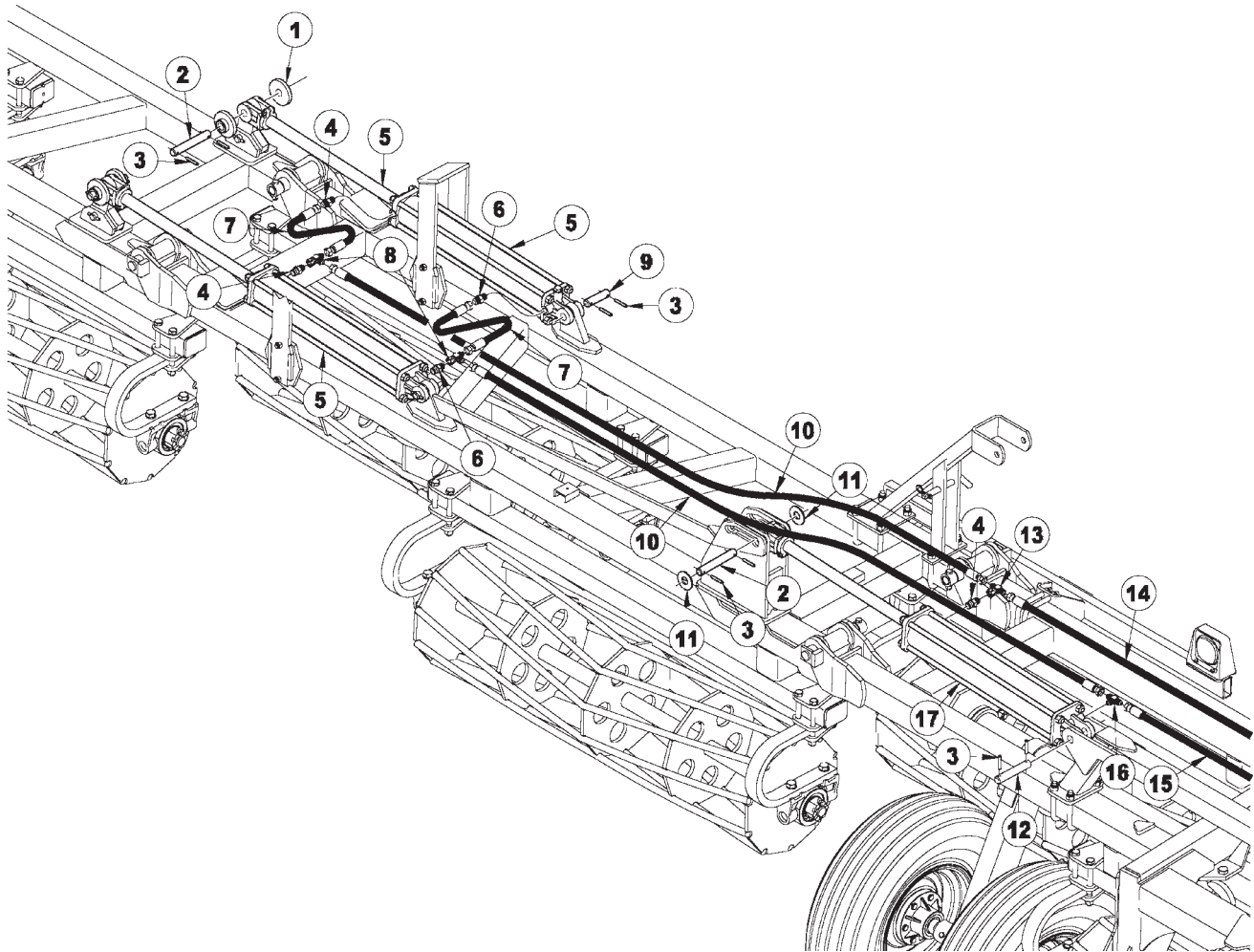
ITEM	NUMBER	QTY	DESCRIPTION
1	SN4451		STRAIGHT THREAD BRANCH TEE,3/4"-16 MF X 3/4"-16 MOR
2	SN4465		STRAIGHT THD CONNECTOR 3/4"-16 MF X 3/4"-16 MOR W/1/16" REST
3	SN4473		SWIVEL NUT BRANCH TEE, 3/4"-16 MF X 3/4"-16 FF
4	SN4082002		HOSE, 3/8" X 82" L, FEMALE ENDS
5	SN4054002		HOSE, 3/8" X 54" L, FEMALE ENDS
6	SN4120002		HOSE, 3/8" X 120" L, FEMALE ENDS
7	SN4454		90 DEG STR THREAD ELBOW, 3/4"-16
8	SN3164		ROLL PIN, 5/16" X 2" SPIRAL MEDIUM DUTY, Y/D
9	SN7841		CYLINDER, 3 1/2" X 24" (34 1/4 CPC) ORB COMMAND, CROSS (*VERSION 1)
	SN12020		CYLINDER, 3 1/2" X 24" (34 1/4 CPC) ORB CROSS, 3000 PSI (*VERSION 2)
10	SN4472		90 DEG SWIVEL ELBOW, 3/4"- 16 MF X 3/4"-16 FF
11	SN245		FLAT WASHER, 1" WIDE RIM, Y/D
12	SN5251		PIN, 1" X 5 13/16" (4 1/2"), Y/D
13	SN5339		PIN, 1" X 4 1/16" (3"), Y/D
14	SN4405R		CYLINDER, 4" X 24" FOLD (34 1/4" CPC) ORB (*VERSION 1, PRIOR TO 4/17/03)
	SN10813		CYLINDER, 4" X 24" FOLD (34 1/4" CPC) ORB, 3000 PSI (*VERSION 2, 4/17/03 & LATER)
15	SN3984		HEX BOLT, 3/8"-16 X 1 1/4",GR 5, Y/D
16	SN176		LOCK WASHER,3/8" SPLIT TYPE MED,Y/D
17	SN5302		PIPE CLAMP, 3/8" BOLT HOLE, Y/D

*NOTE:WHEN ORDERING HYDRAULIC CYLINDER COMPONENTS, BE SURE TO NOTE THE PART NUMBER AND THE CYLINDER PSI. (LOCATED ON THE CYLINDER DECAL) AS THEY CONTAIN DIFFERENT COMPONENTS. OLDER CYLINDERS WERE 2500 PSI. AND THE NEWER CYLINDERS ARE 3000 PSI. IDENTIFYING THE PART # OF THE CYLINDER IS EXTREMELY IMPORTANT WHEN ORDERING PARTS TO ENSURE PROPER OPERATION OF THE HYDRAULIC CYLINDER.

WARNING
THESE PARTS ARE IMPORTANT TO THE SAFETY OF THIS EQUIPMENT AND THOSE WHO OPERATE IT. USE ONLY EXACT REPLACEMENT PARTS TO PREVENT HYDRAULIC FAILURE. BEFORE REPLACING THESE PARTS, REVIEW AND FOLLOW THE INSTRUCTIONS IN THE SAFETY AND OPERATING SECTIONS OF THIS MANUAL.

I0006272
PR: t05g30n04d0033

HYDRAULICS (5-SECTION 52'-56'
RIGHT WING)



07579

**7212, 7232, & 7252 SOIL CONDITIONER
SERVICE PARTS**

79

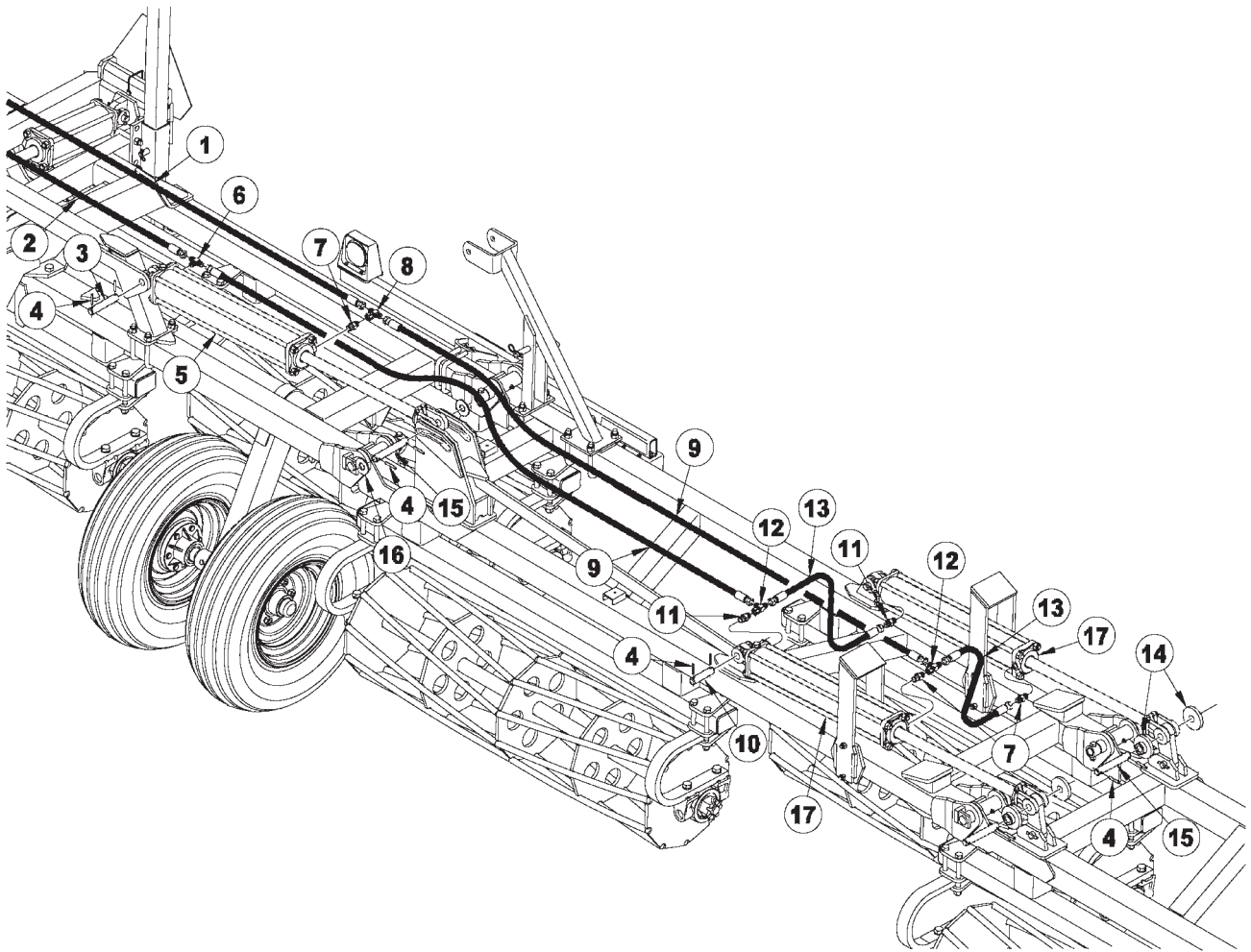
**HYDRAULICS (5-SECTION 52'-56'
RIGHT WING)**

ITEM	NUMBER	QTY	DESCRIPTION
1	SN6529		ROLLER, FOLD LINK
2	SN5252		PIN, 1" X 6 9/16" (5 1/4") Y/D
3	SN3164		ROLL PIN, 5/16" X 2" SPIRAL MEDIUM DUTY, Y/D
4	SN4465		STRAIGHT THD CONNECTOR 3/4"-16 MF X 3/4"-16 MOR W/1/16" REST
5	SN10813		CYLINDER, 4" X 24" FOLD (34 1/4" CPC) ORB CROSS, 3000 PSI
6	SN4463		STRAIGHT THD.CONNECTOR, 3/4"-16
7	SN4016002		HOSE, 3/8" X 16" L, FEMALE ENDS
8	SN6380		SWIVEL NUT RUN TEE, 3/4"-16 MF X 3/4"-16 FF
9	SN5339		PIN, 1" X 4 1/16" (3"), Y/D
10	SN4122002		HOSE, 3/8" X 122" L, FEMALE ENDS
11	SN245		FLAT WASHER, 1" WIDE RIM, Y/D
12	SN5251		PIN, 1" X 5 13/16" (4 1/2"), Y/D
13	SN4473		SWIVEL NUT BRANCH TEE, 3/4"-16 MF X 3/4"-16 FF
14	SN4070002		HOSE, 3/8" X 70" L, FEMALE ENDS
15	SN4045002		HOSE, 3/8" X 45" L, FEMALE ENDS
16	SN4451		STRAIGHT THREAD BRANCH TEE, 3/4"-16 MF X 3/4"-16 MOR
17	SN12020		CYLINDER, 3 1/2" X 24" (34 1/4 CPC) ORB CROSS, 3000 PSI

WARNING
THESE PARTS ARE IMPORTANT TO THE
SAFETY OF THIS EQUIPMENT AND THOSE
WHO OPERATE IT. USE ONLY EXACT
REPLACEMENT PARTS TO PREVENT HYDRAULIC
FAILURE. BEFORE REPLACING THESE PARTS,
REVIEW AND FOLLOW THE INSTRUCTIONS IN
THE SAFETY AND OPERATING SECTIONS OF
THIS MANUAL.

I0007579
PR: t05g30n04d0034

HYDRAULICS (5-SECTION 52'-56'
LEFT WING)



07580

**7212, 7232, & 7252 SOIL CONDITIONER
SERVICE PARTS**

81

**HYDRAULICS (5-SECTION 52'-56'
LEFT WING)**

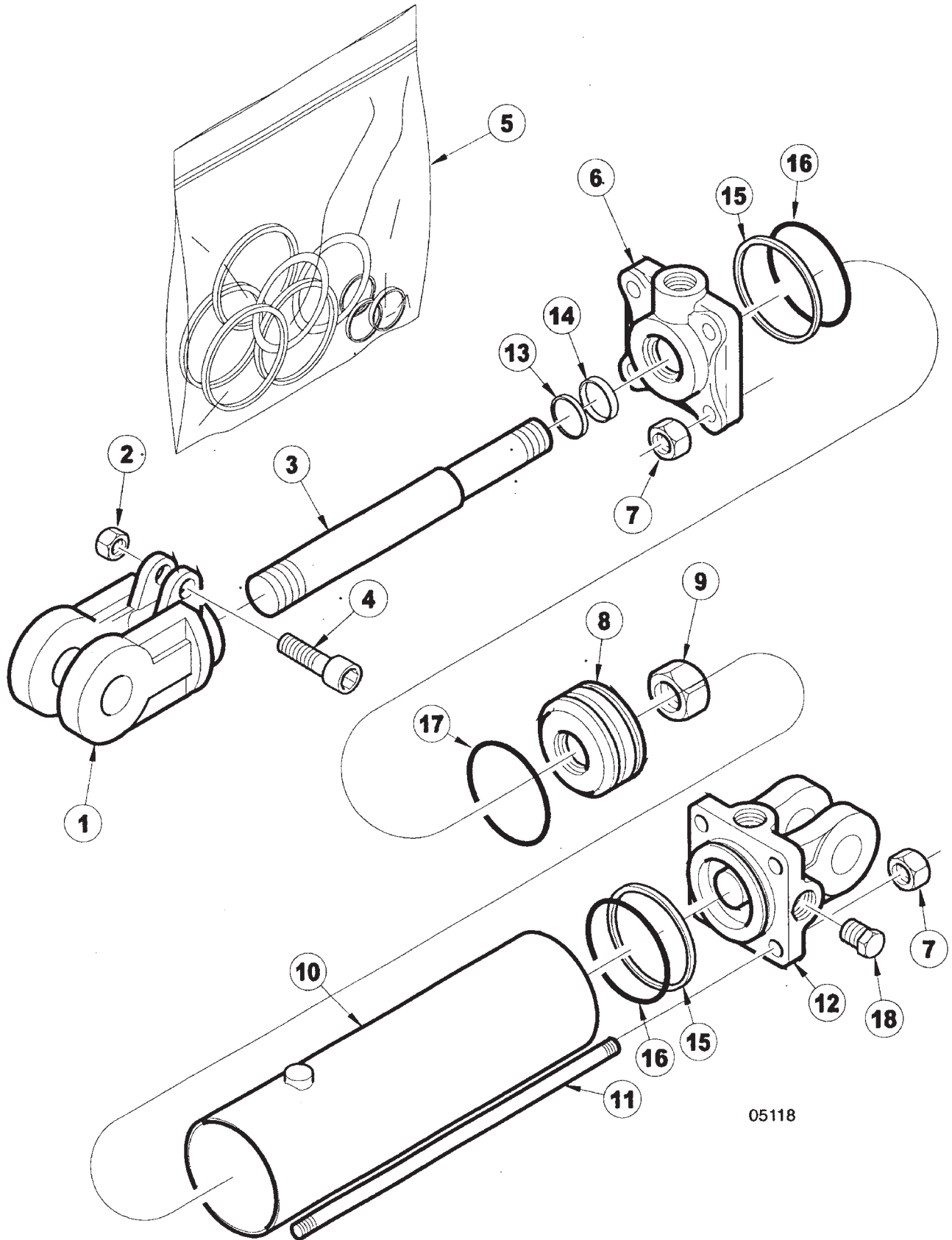
ITEM	NUMBER	QTY	DESCRIPTION
1	SN4082002		HOSE, 3/8" X 82" L, FEMALE ENDS
2	SN4054002		HOSE, 3/8" X 54" L, FEMALE ENDS
3	SN5251		PIN, 1" X 5 13/16" (4 1/2"), Y/D
4	SN3164		ROLL PIN, 5/16" X 2" SPIRAL MEDIUM DUTY, Y/D
5	SN12020		CYLINDER, 3 1/2" X 24" (34 1/4 CPC) ORB CROSS, 3000 PSI
6	SN4451		STRAIGHT THREAD BRANCH TEE, 3/4"-16 MF X 3/4"-16 MOR
7	SN4465		STRAIGHT THD CONNECTOR 3/4"-16 MF X 3/4"-16 MOR W/1/16" REST
8	SN4473		SWIVEL NUT BRANCH TEE, 3/4"-16 MF X 3/4"-16 FF
9	SN4122002		HOSE, 3/8" X 122" L, FEMALE ENDS
10			
11	SN4463		STRAIGHT THD.CONNECTOR, 3/4"-16
12	SN6380		SWIVEL NUT RUN TEE, 3/4"-16 MF X 3/4"-16 FF
13	SN4016002		HOSE, 3/8" X 16" L, FEMALE ENDS
14	SN6529		ROLLER, FOLD LINK
15	SN5252		PIN, 1" X 6 9/16" (5 1/4") Y/D
16	SN245		FLAT WASHER, 1" WIDE RIM, Y/D
17	SN12020		CYLINDER, 3 1/2" X 24" (34 1/4 CPC) ORB CROSS, 3000 PSI

WARNING
THESE PARTS ARE IMPORTANT TO THE
SAFETY OF THIS EQUIPMENT AND THOSE WHO
OPERATE IT. USE ONLY EXACT REPLACEMENT
PARTS TO PREVENT HYDRAULIC FAILURE.
BEFORE REPLACING THESE PARTS, REVIEW
AND FOLLOW THE INSTRUCTIONS IN THE
SAFETY AND OPERATING SECTIONS OF THIS
MANUAL.

I0007580
PR: t05g30n04d0035

7212, 7232, & 7252 SOIL CONDITIONER
SERVICE PARTS

(3 1/2" X 10" CYLINDER 9395R
VERSION 1, PRIOR TO 11/03/03)



05118

**7212, 7232, & 7252 SOIL CONDITIONER
SERVICE PARTS**

83

**(3 1/2" X 10" CYLINDER 9395R
VERSION 1, PRIOR TO 11/03/03)**

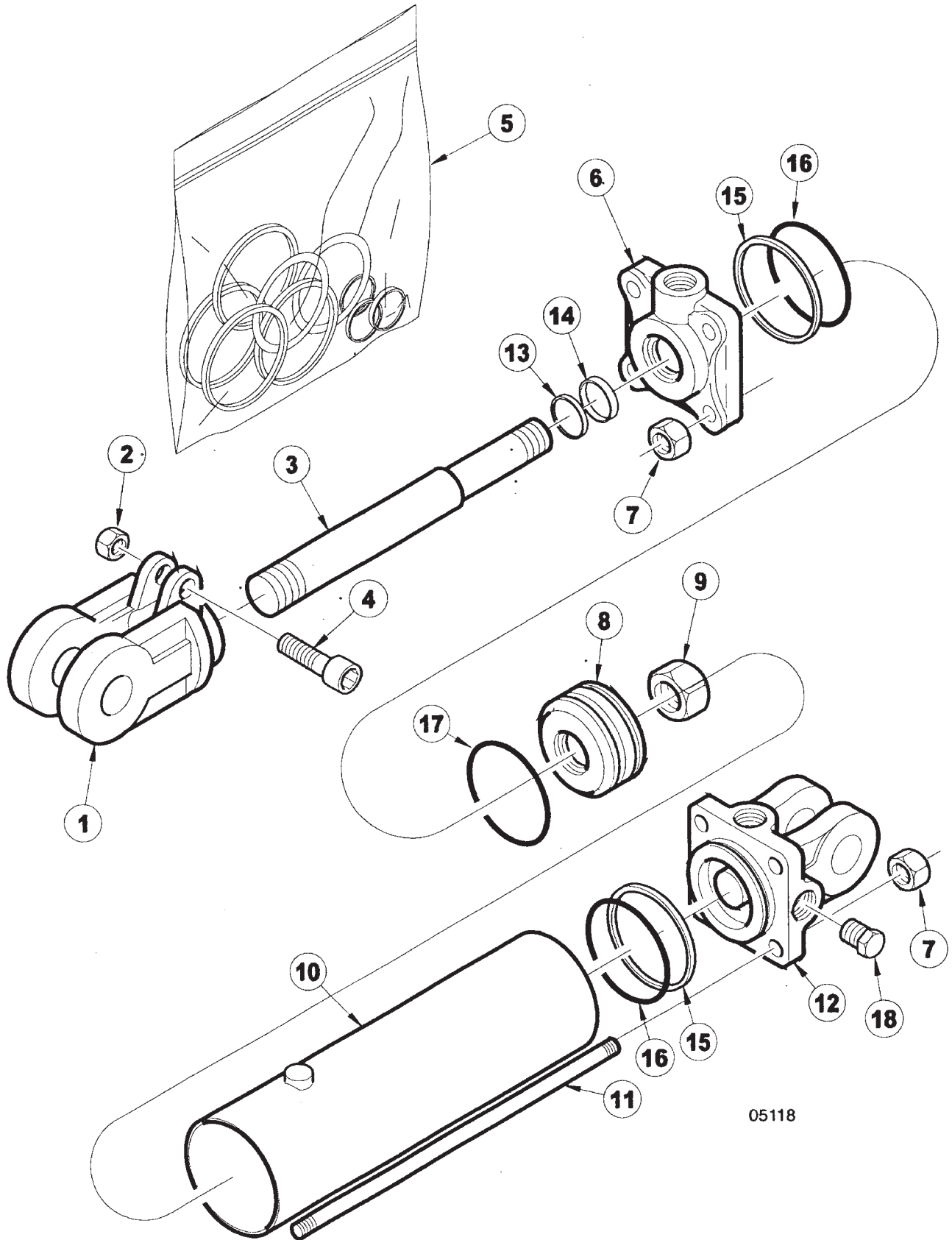
ITEM	NUMBER	QTY	DESCRIPTION
1	SN8610-1		CLEVIS, 1 1/4" THREADS, 1" PIN W/BUSHING, CROSS
2	SN8671-1		CAPSCREW NUT, 5/16" THREADS CROSS
3	SN8902-1		ROD, 1 1/4"DIA, 10"CROSS
4	SN8631-1		CAPSCREW, CROSS
5	SN8769-1		SEAL KIT, 3 1/2", 1 1/4" ROD, CROSS
6	SN8732-10		HEAD, 3 1/2", 1 1/4" ROD,
7	SN8863-1		TIE ROD NUT, 9/16" THREADS CROSSING CROSS
8	SN8712-1		PISTON, 3 1/2" W/1" HOLE CROSS
9	SN8686-1		PISTON NUT, 1" THREAD, CROSS
10	SN8982-1		TUBE, 3 1/2" X 10" CROSS
11	SN8845-1		TIE ROD BOLT, 3 1/4" X 10" REPHASING CROSS
12	SN8702-10		BASE, 3 1/2" (ORB) CROSS
13			* WIPER
14			* U-CUP
15			* BACKUP
16			* O-RING
17			* O-RING
18	SN4458		PLUG, 3/4"-16 O.R.

* ITEMS ARE AVAILABLE IN THE SEAL
KIT ONLY.
WHEN ORDERING HYDRAULIC CYLINDER
COMPONENTS, BE SURE TO NOTE THE PART
NUMBER AND CYLINDER PSI. (LOCATED ON
THE CYLINDER DECAL) AS THEY CONTAIN
DIFFERENT COMPONENTS. OLDER CYLINDERS
WERE 2500 PSI. AND THE NEWER CYLINDERS
ARE 3000 PSI. IDENTIFYING THE PART
NUMBER OF THE CYLINDER IS EXTREMELY
IMPORTANT WHEN ORDERING PARTS TO
ENSURE PROPER OPERATION OF THE
HYDRAULIC CYLINDER.

I0005118
PR: t05g30n04d0036

7212, 7232, & 7252 SOIL CONDITIONER
SERVICE PARTS

3 1/2" X 10" CYLINDER 12004R
(VERSION 2, 11/03/03 & LATER)



05118

**7212, 7232, & 7252 SOIL CONDITIONER
SERVICE PARTS**

85

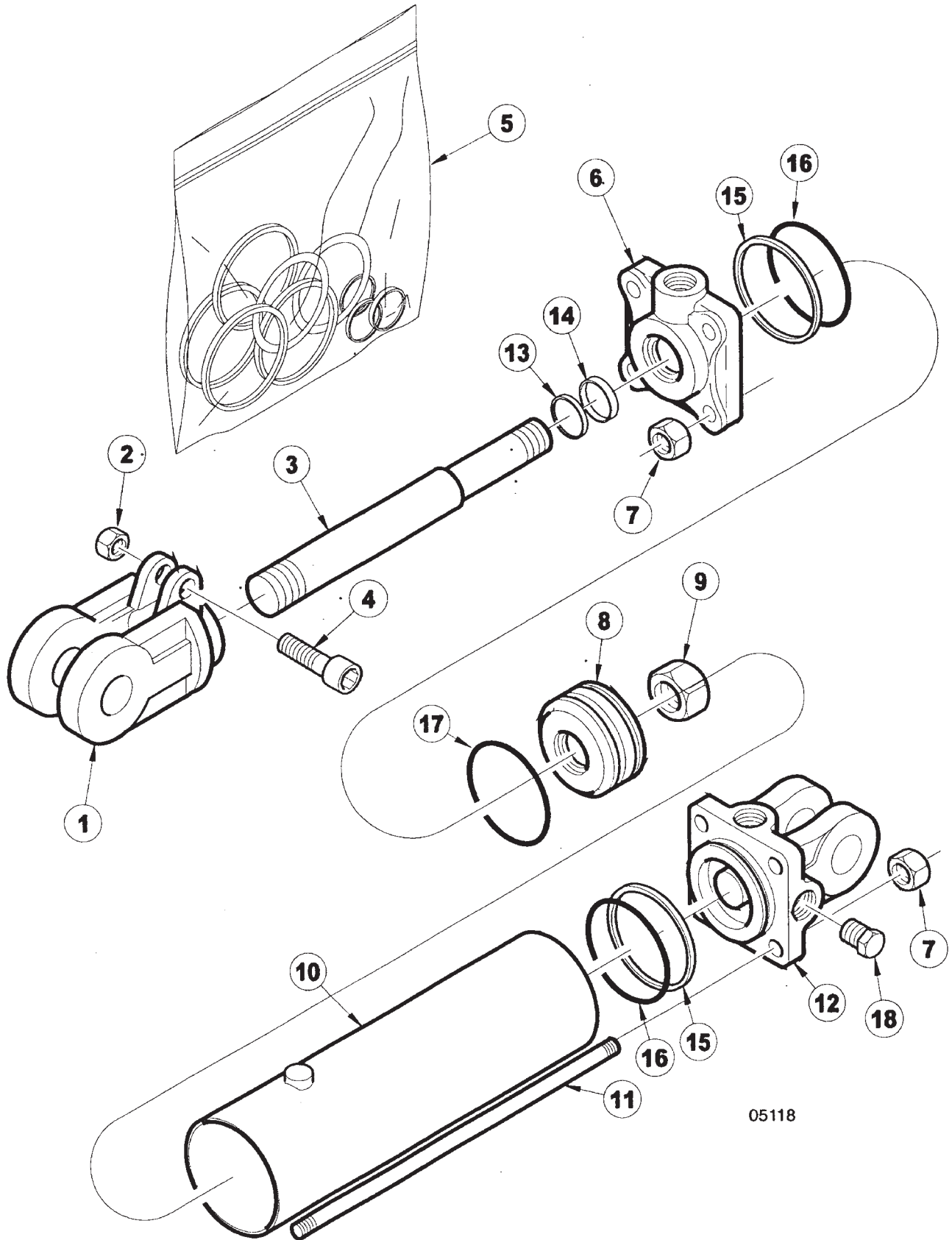
**3 1/2" X 10" CYLINDER 12004R
(VERSION 2, 11/03/03 & LATER)**

ITEM	NUMBER	QTY	DESCRIPTION
1	SN8610-1		CLEVIS, 1 1/4" THREADS, 1" PIN W/BUSHING, CROSS
2	SN8671-1		CAPSCREW NUT, 5/16" THREADS CROSS
3	SN8658-1		ROD, 1 1/4" DIA, 10" REPHASING, CROSS
4	SN8631-1		CAPSCREW, CROSS
5	SN8949-1		SEAL KIT, 3 1/2", 1 1/4" ROD, CROSS
6	SN8657-10		HEAD, 3 1/2", 1 1/4" ROD REPHASING, CROSS (ORB)
7	SN8863-1		TIE ROD NUT, 9/16" THREADS CROSSING CROSS
8	SN8978-1		PISTON, 3 1/2" W/1" HOLE CROSS
9	SN8683-1		PISTON NUT, 1" CROSS
10	SN8950-1		TUBE, 3 1/2" X 10" CROSS
11	SN8928-1		TIE ROD BOLT, 3 1/2" X 10" REPHASING, CROSS
12	SN8927-10		BASE, 3 1/2" (ORB 1" PIN) REPHASING, CROSS
13			* WIPER
14			* U-CUP
15			* BACKUP
16			* O-RING
17			* O-RING
18	SN4458		PLUG, 3/4"-16 MOR

* ITEMS ARE AVAILABLE IN THE SEAL
KIT ONLY.
WHEN ORDERING HYDRAULIC CYLINDER
COMPONENTS, BE SURE TO NOTE THE PART
NUMBER AND CYLINDER PSI. (LOCATED ON
THE CYLINDER DECAL) AS THEY CONTAIN
DIFFERENT COMPONENTS. OLDER CYLINDERS
WERE 2500 PSI. AND THE NEWER CYLINDERS
ARE 3000 PSI. IDENTIFYING THE PART
NUMBER OF THE CYLINDER IS EXTREMELY
IMPORTANT WHEN ORDERING PARTS TO
ENSURE PROPER OPERATION OF THE
HYDRAULIC CYLINDER.

I0005118
PR: t05g30n04d0037

4" X 10" HYDRAULIC CYLINDER 6635R
(VERSION 1, PRIOR TO 10/22/03)



05118

7212, 7232, & 7252 SOIL CONDITIONER
SERVICE PARTS

87

4" X 10" HYDRAULIC CYLINDER 6635R
(VERSION 1, PRIOR TO 10/22/03)

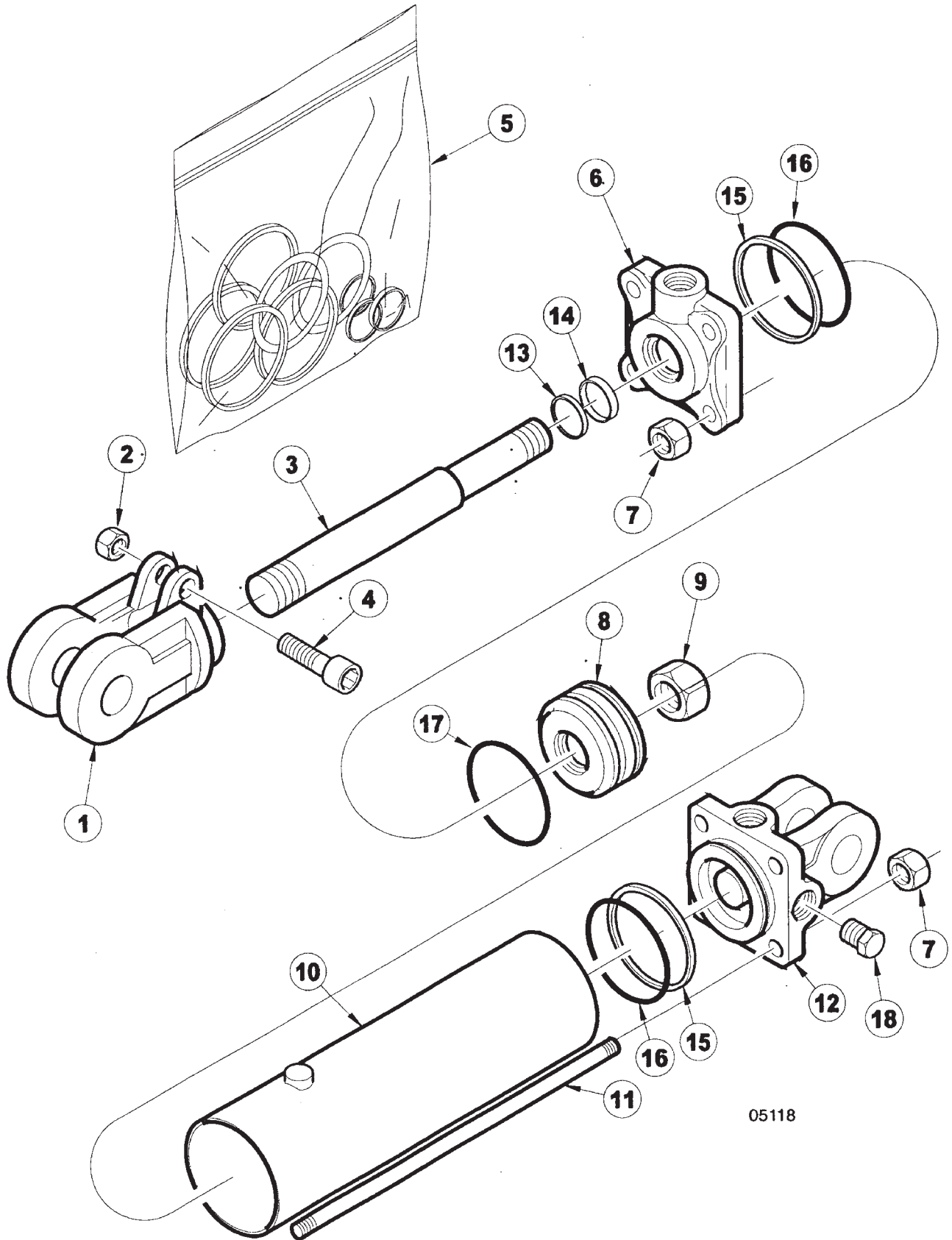
ITEM	NUMBER	QTY	DESCRIPTION
1	SN8617-1		CLEVIS, 1 1/2" THREADS,CROSS
2	SN8671-1		CAPSCREW NUT, 5/16" THREADS CROSS
3	SN8886-1		ROD, 1 1/2" DIA, 10" CROSS
4	SN8631-1		CAPSCREW, CROSS
5	SN8784-1		SEAL KIT, 4", 1 1/2" ROD,
6	SN8737-10		HEAD, 4", 1 1/2" ROD, CROSS (FOR USE W/U-CUP SEAL)
7	SN8864-1		TIE ROD NUT, 5/8" THREADS
8	SN8713-1		PISTON, 4" W/1" HOLE CROSS
9	SN8683-1		PISTON NUT, 1" CROSS
10	SN8832-1		TUBE, 4" X 10" CROSS
11	SN8849-1		TIE ROD BOLT, 4" X 10" CROSS
12	SN8703-10		BASE, 4" (ORB) CROSS
13			* WIPER
14			* U-CUP
15			* BACKUP
16			* O-RING
17			* O-RING
18	SN4458		PLUG, 3/4"-16 MOR

* ITEMS ARE AVAILABLE IN THE
SEAL KIT ONLY.
WHEN ORDERING HYDRAULIC CYLINDER
COMPONENTS, BE SURE TO NOTE THE PART
NUMBER AND THE CYLINDER PSI. (LOCATED
ON THE CYLINDER DECAL) AS THEY CONTAIN
DIFFERENT COMPONENTS. OLDER CYLINDERS
WERE 2500 PSI. AND THE NEWER CYLINDERS
ARE 3000 PSI. IDENTIFYING THE PART
NUMBER OF THE CYLINDER IS EXTREMELY
IMPORTANT WHEN ORDERING PARTS TO
ENSURE PROPER OPERATION OF THE
HYDRAULIC CYLINDER.

I0005118
PR: t05g30n04d0038

7212, 7232, & 7252 SOIL CONDITIONER
SERVICE PARTS

4" X 10" HYDRAULIC CYLINDER 12026R
(VERSION 2, 10/22/03 & LATER)



05118

7212, 7232, & 7252 SOIL CONDITIONER
SERVICE PARTS

89

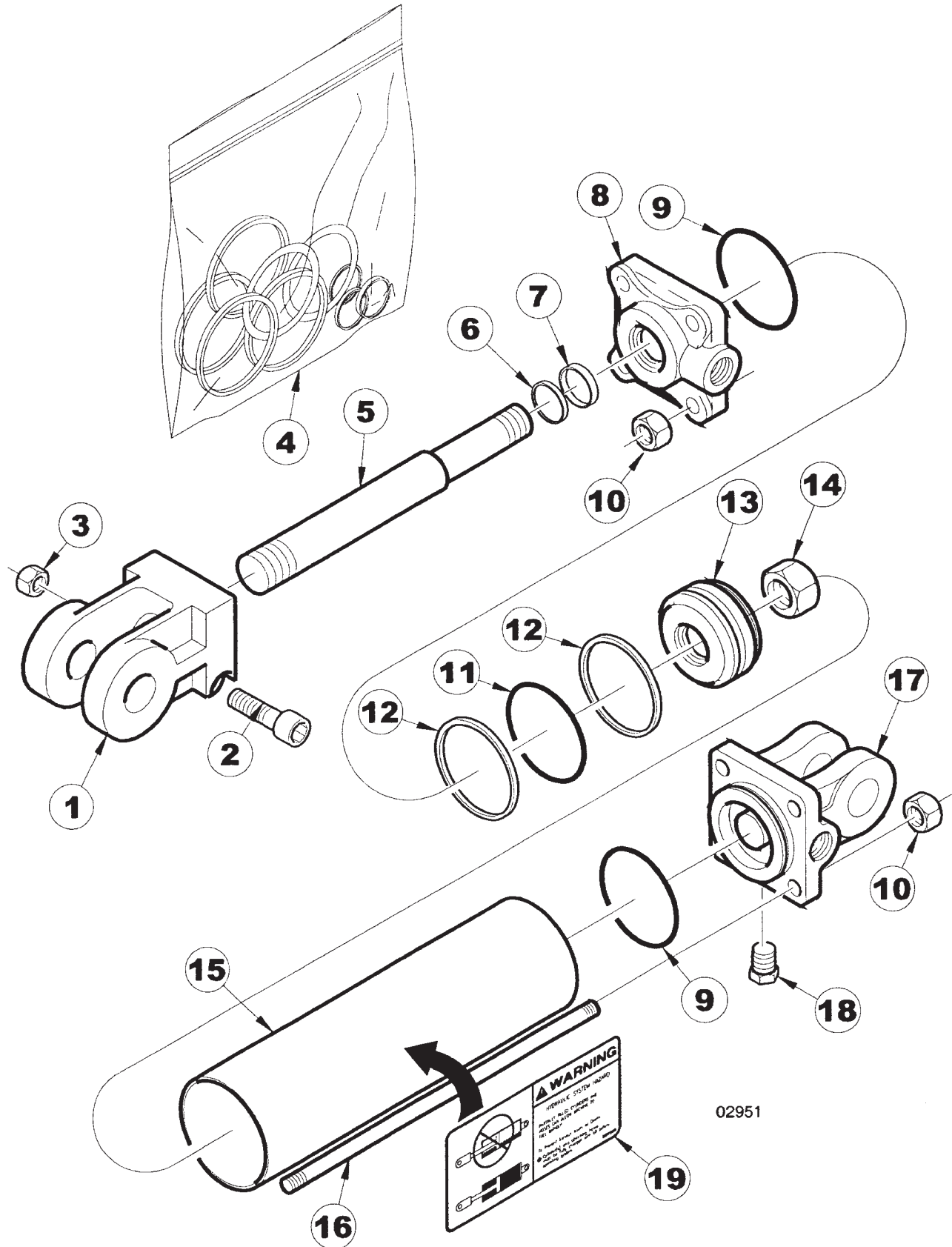
4" X 10" HYDRAULIC CYLINDER 12026R
(VERSION 2, 10/22/03 & LATER)

ITEM	NUMBER	QTY	DESCRIPTION
1	SN8617-1		CLEVIS, 1 1/2" THREADS, CROSS
2	SN8671-1		CAPSCREW NUT, 5/16" THREADS CROSS
3	SN12025		ROD, 1 1/2" DIA, 10" CROSS
4	SN8631-1		CAPSCREW, CROSS
5	SN8612-1		SEAL KIT, 4", 1 1/2" ROD, CROSS
6	SN8273-1		HEAD, 4", 1 1/2" ROD, CROSS
7	SN8864-1		TIE ROD NUT, 5/8" THREADS
8	SN8682-1		PISTON, 4" W/1" HOLE, CROSS
9	SN8683-1		PISTON NUT, 1" CROSS
10	SN8832-1		TUBE, 4" X 10" CROSS
11	SN8654-1		TIE ROD BOLT, 4" X 10" REPHASING, CROSS
12	SN8670-10		BASE, 4" (ORB) CROSS
13			* WIPER
14			* U-CUP
15			* BACKUP
16			* O-RING
17			* O-RING
18	SN4458		PLUG, 3/4"-16 MOR

* ITEMS ARE AVAILABLE IN THE SEAL
KIT ONLY.
WHEN ORDERING HYDRAULIC CYLINDER
COMPONENTS, BE SURE TO NOTE THE PART
NUMBER AND THE CYLINDER PSI. (LOCATED
ON THE CYLINDER DECAL) AS THEY CONTAIN
DIFFERENT COMPONENTS. OLDER CYLINDERS
WERE 2500 PSI. AND THE NEWER CYLINDERS
ARE 3000 PSI. IDENTIFYING THE PART
NUMBER OF THE CYLINDER IS EXTREMELY
IMPORTANT WHEN ORDERING PARTS TO
ENSURE PROPER OPERATION OF THE
HYDRAULIC CYLINDER.

I0005118
PR: t05g30n04d0039

3 1/2" X 24" HYDRAULIC CYLINDER 7841R
(VERSION 1)



02951

**7212, 7232, & 7252 SOIL CONDITIONER
SERVICE PARTS**

91

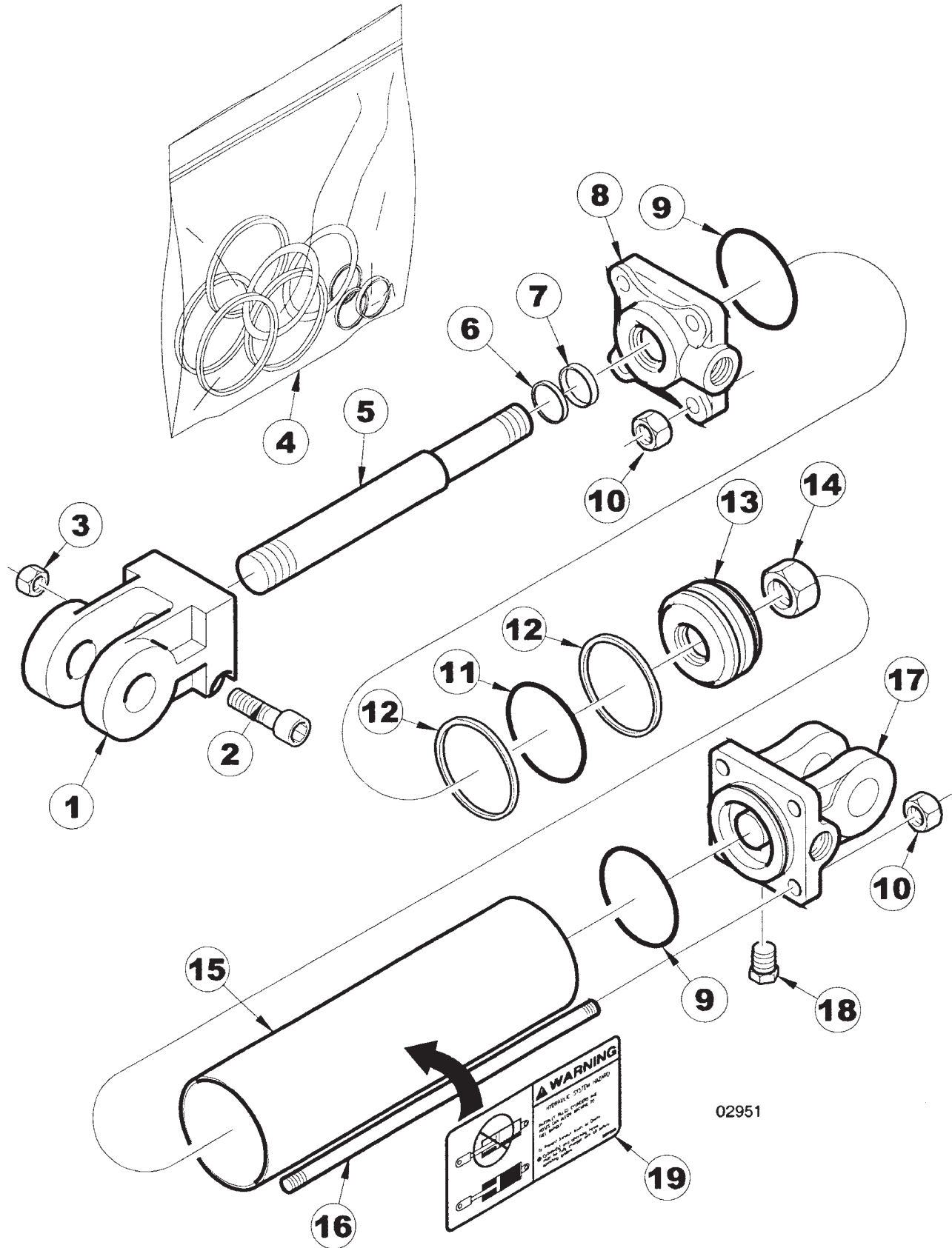
**3 1/2" X 24" HYDRAULIC CYLINDER 7841R
(VERSION 1)**

ITEM	NUMBER	QTY	DESCRIPTION
1	SN8616-1		CLEVIS, 1 1/2" THREADS, 1" PIN CROSS GS, 4" X 8", CROSS
2	SN8631-1		CAPSCREW, CROSS
3	SN8671-1		CAPSCREW NUT, 5/16" THREADS CROSS
4	SN8778-1		SEAL KIT, 3 1/2", 1 1/2" ROD CROSS
5	SN8955-1		ROD, 1 1/2" DIA, 24" CROSS
6			* WIPER
7			* U-CUP
8	SN8734-10		HEAD, 3 1/2", 1 1/2" ROD, CROSS (ORB)
9			* O-RING
10	SN8863-1		TIE ROD NUT, 9/16" THREADS CROSS ING CROSS
11			* O-RING
12			* BACKUP
13	SN8712-1		PISTON, 3 1/2" W/1" HOLE CROSS
14	SN8686-1		PISTON NUT, 1" THREAD, CROSS
15	SN8915-1		ROD, 1 3/4" DIA, 16" CROSS
16	SN8842-1		TIE ROD BOLT, 3 1/2" X 24" CROSS E
17	SN8702-10		BASE, 3 1/2" (ORB) CROSS
18	SN4458		PLUG, 3/4"-16 MOR
19	SN997309		HYDRAULIC SYSTEM HAZARD

* ITEMS ARE AVAILABLE IN THE SEAL KIT ONLY.
WHEN ORDERING HYDRAULIC CYLINDER COMPONENTS, BE SURE TO NOTE THE PART # AND THE CYLINDER PSI. (LOCATED ON THE CYLINDER DECAL) AS THEY CONTAIN DIFFERENT COMPONENTS. OLDER CYLINDERS WERE 2500 PSI. AND THE NEWER CYLINDERS ARE 3000 PSI. IDENTIFYING THE PART NUMBER OF THE CYLINDER IS EXTREMELY IMPORTANT WHEN ORDERING PARTS TO ENSURE PROPER OPERATION OF THE HYDRAULIC CYLINDER.

I0002951
PR: t05g30n04d0040

3 1/2" X 24" HYDRAULIC CYLINDER
12020R (VERSION 2)



02951

**7212, 7232, & 7252 SOIL CONDITIONER
SERVICE PARTS**

93

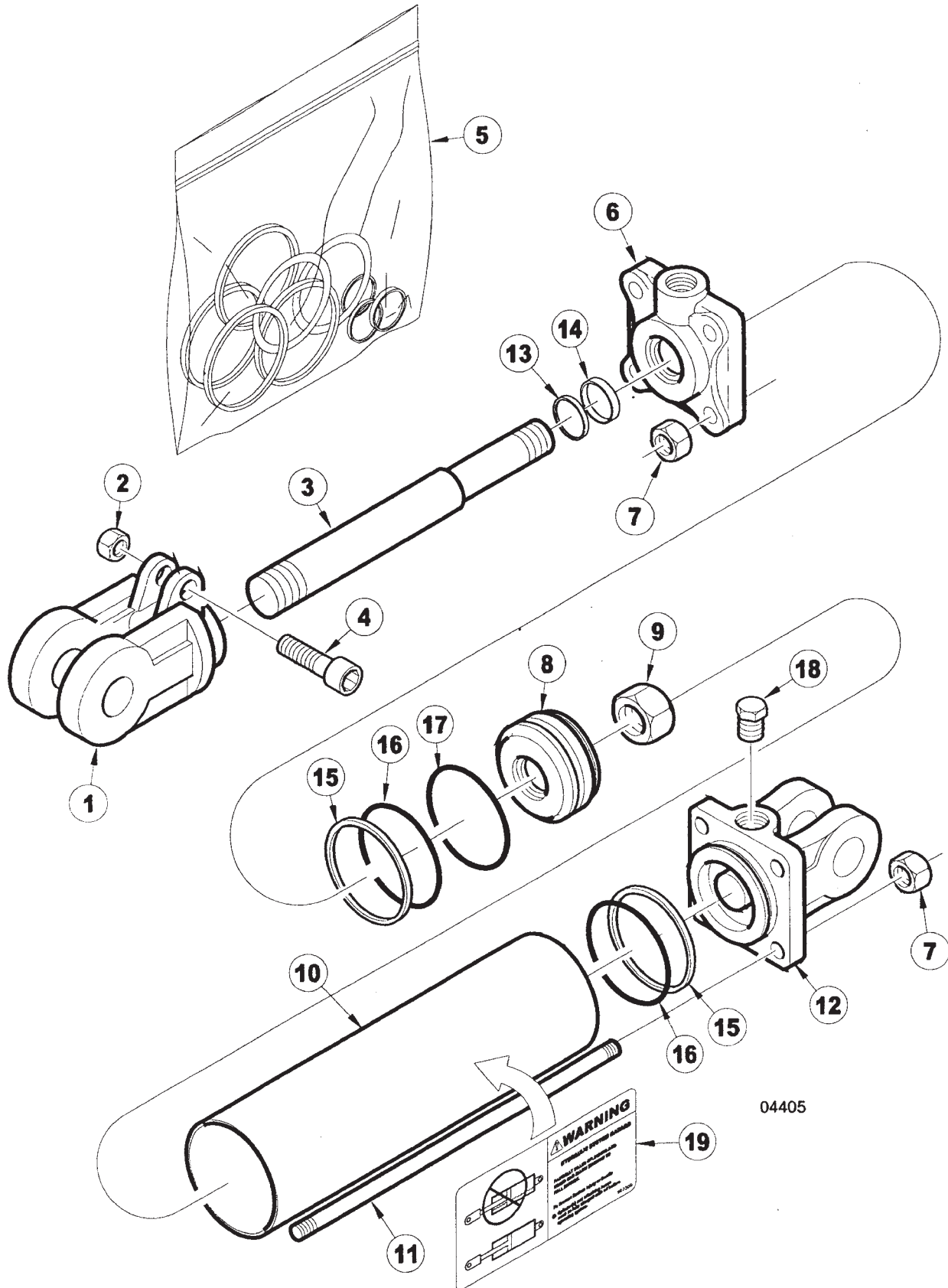
**3 1/2" X 24" HYDRAULIC CYLINDER
12020R (VERSION 2)**

ITEM	NUMBER	QTY	DESCRIPTION
1	SN8616-1		CLEVIS, 1 1/2" THREADS, 1" PIN CROSS GS, 4" X 8", CROSS
2	SN8631-1		CAPSCREW, CROSS
3	SN8671-1		CAPSCREW NUT, 5/16" THREADS CROSS
4	SN12015		SEAL KIT, 3 1/2", 1 1/2" ROD CROSS
5	SN12017		ROD, 1 1/2" DIA, 24" CROSS
6			* WIPER
7			* U-CUP
8	SN12018		HEAD, 3 1/2", 1 1/2" ROD, CROSS (ORB)
9			* O-RING
10	SN8863-1		TIE ROD NUT, 9/16" THREADS CROSSING CROSS
11			* O-RING
12			* BACKUP
13	SN8978-1		PISTON, 3 1/2" W/1" HOLE CROSS
14	SN8683-1		PISTON NUT, 1" CROSS
15	SN12016		TUBE, 3 1/2" X 24" CROSS
16	SN12019		TIE ROD BOLT, 3 1/2" X 24" CROSS
17	SN8927-10		BASE, 3 1/2" (ORB 1" PIN) REPHASING, CROSS
18	SN4458		PLUG, 3/4"-16 MOR
19	SN997309		HYDRAULIC SYSTEM HAZARD

* ITEMS ARE AVAILABLE IN THE SEAL
KIT ONLY.
WHEN ORDERING HYDRAULIC CYLINDER
COMPONENTS, BE SURE TO NOTE THE PART
AND THE CYLINDER PSI. (LOCATED ON
THE CYLINDER DECAL) AS THEY CONTAIN
DIFFERENT COMPONENTS. OLDER CYLINDERS
WERE 2500 PSI. AND THE NEWER CYLINDERS
ARE 3000 PSI. IDENTIFYING THE PART
NUMBER OF THE CYLINDER IS EXTREMELY
IMPORTANT WHEN ORDERING PARTS TO
ENSURE PROPER OPERATION OF THE
HYDRAULIC CYLINDER.

I0002951
PR: t05g30n04d0041

4" X 24" HYDRAULIC CYLINDER 4405R
(VERSION 1, PRIOR TO 4/17/03)



**7212, 7232, & 7252 SOIL CONDITIONER
SERVICE PARTS**

95

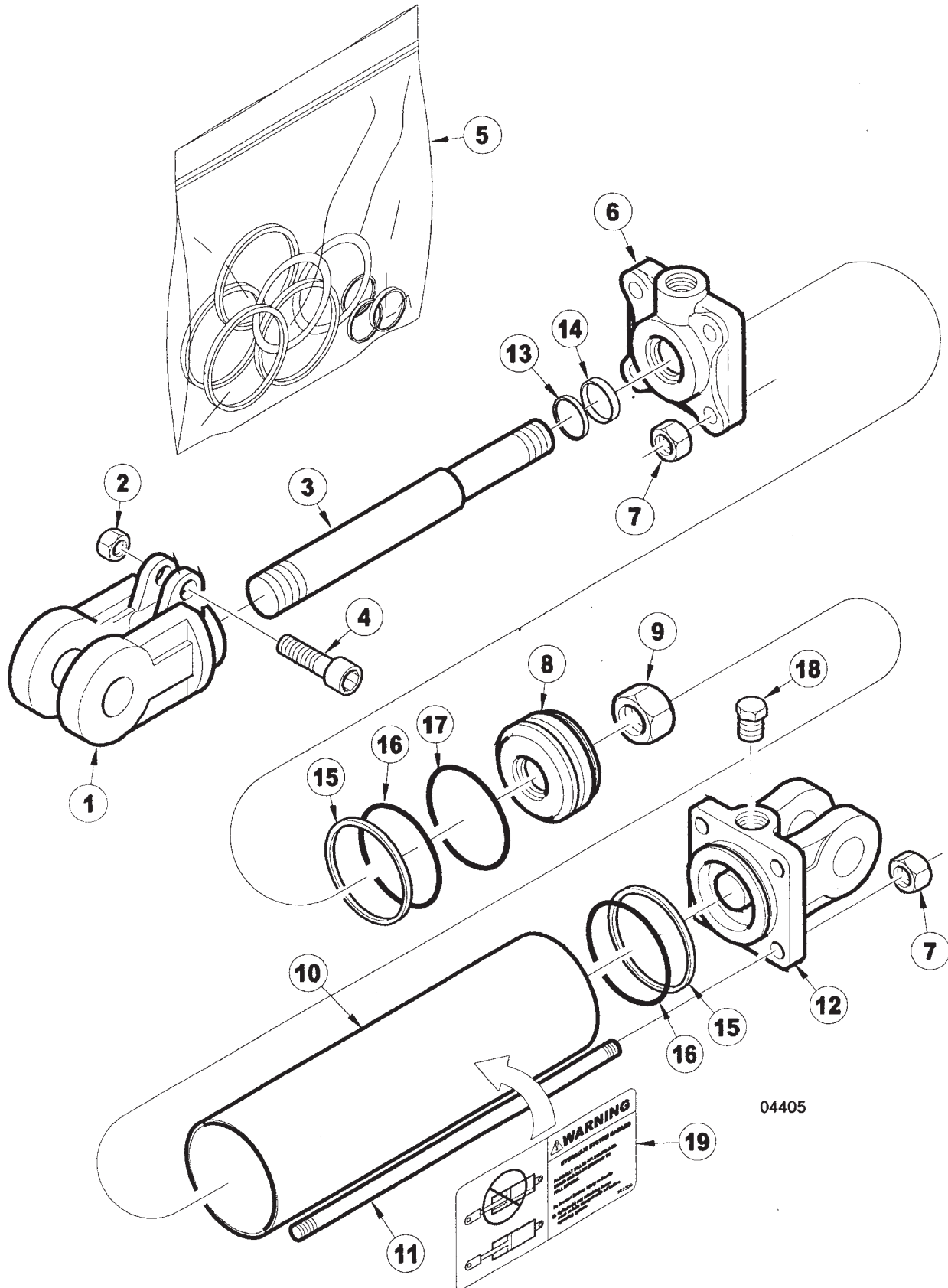
**4" X 24" HYDRAULIC CYLINDER 4405R
(VERSION 1, PRIOR TO 4/17/03)**

ITEM	NUMBER	QTY	DESCRIPTION
1	SN8615-1		CLEVIS, 1 1/4" THREADS, CROSS
2	SN8671-1		CAPSCREW NUT, 5/16" THREADS CROSS
3	SN8924-1		ROD, 1 1/2" DIA, 24" CROSS
4	SN8631-1		CAPSCREW, CROSS
5	SN8784-1		SEAL KIT, 4", 1 1/2" ROD, CROSS
6	SN8737-10		HEAD, 4", 1 1/2" ROD, CROSS (FOR USE W/U-CUP SEAL)
7	SN8864-1		TIE ROD NUT, 5/8" THREADS
8	SN8713-1		PISTON, 4" W/1" HOLE CROSS
9	SN8683-1		PISTON NUT, 1" CROSS
10	SN8835-1		TUBE, 4" X 24" CROSS
11	SN8855-1		TIE ROD BOLT, 24" CROSS
12	SN8703-10		BASE, 4" (ORB) CROSS
13			* WIPER
14			* U-CUP
15			* BACKUP
16			* O-RING
17			* O-RING
18	SN4458		PLUG, 3/4"-16 MOR
19	SN997309		HYDRAULIC SYSTEM HAZARD

* ITEMS ARE AVAILABLE IN THE SEAL KIT ONLY.
WHEN ORDERING HYDRAULIC CYLINDER COMPONENTS, BE SURE TO NOTE THE PART NUMBER AND THE CYLINDER PSI. (LOCATED ON THE CYLINDER DECAL) AS THEY CONTAIN DIFFERENT COMPONENTS. OLDER CYLINDERS WERE 2500 PSI. AND THE NEWER CYLINDERS ARE 3000 PSI. IDENTIFYING THE PART NUMBER OF THE CYLINDER IS EXTREMELY IMPORTANT WHEN ORDERING PARTS TO ENSURE PROPER OPERATION OF THE HYDRAULIC CYLINDER.

I0004405
PR: t05g30n04d0042

4" X 24" HYDRAULIC CYLINDER 10813R
(VERSION 2, 4/17/03 & LATER)



04405

**7212, 7232, & 7252 SOIL CONDITIONER
SERVICE PARTS**

97

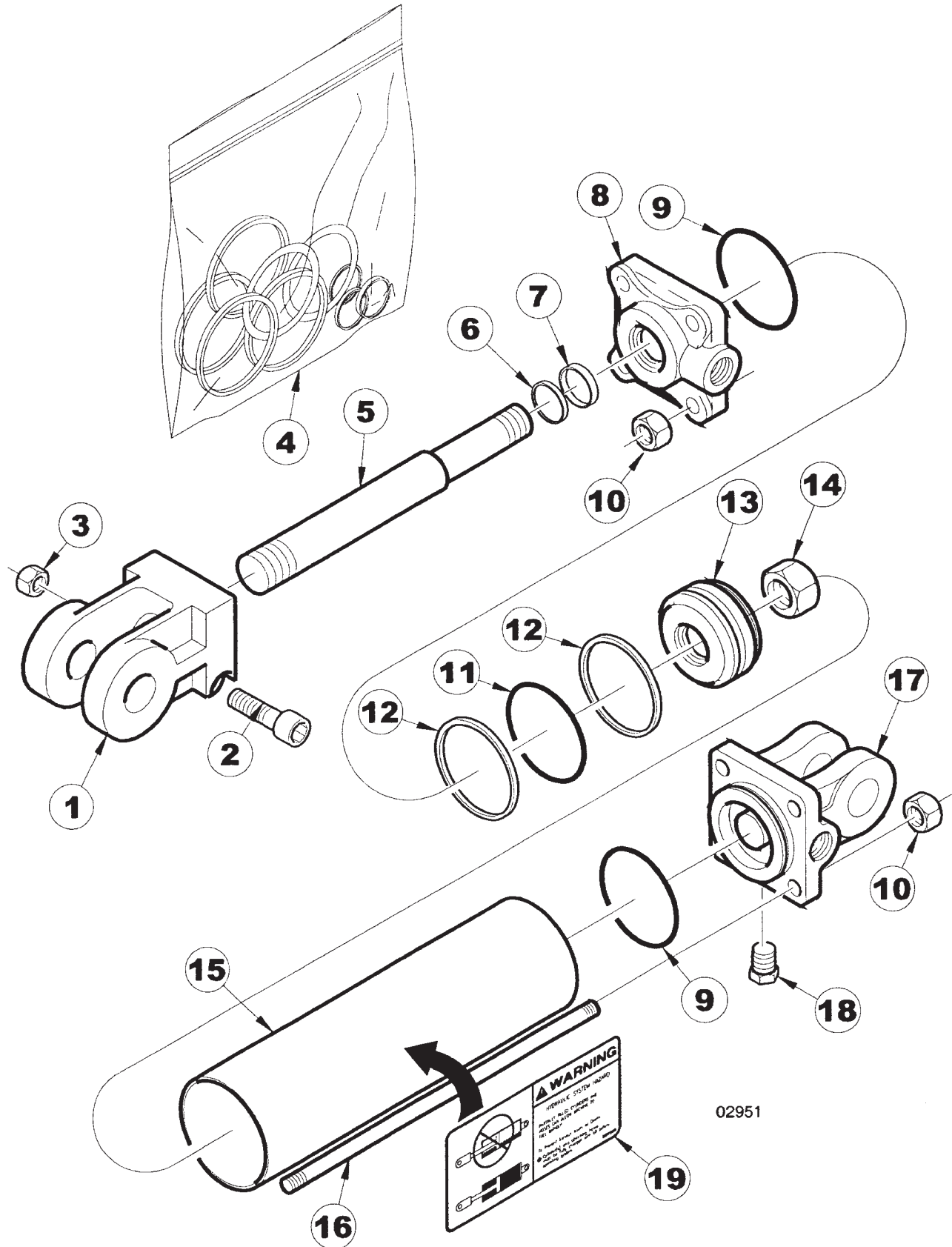
**4" X 24" HYDRAULIC CYLINDER 10813R
(VERSION 2, 4/17/03 & LATER)**

ITEM	NUMBER	QTY	DESCRIPTION
1	SN8616-1		CLEVIS, 1 1/2" THREADS, 1" PIN CROSS GS, 4" X 8", CROSS
2	SN8671-1		CAPSCREW NUT, 5/16" THREADS CROSS
3	SN8926-1		ROD, 1 1/2" DIA, 24", CROSS
4	SN8631-1		CAPSCREW, CROSS
5	SN8612-1		SEAL KIT, 4", 1 1/2" ROD, CROSS
6	SN8273-1		HEAD, 4", 1 1/2" ROD, CROSS
7	SN8864-1		TIE ROD NUT, 5/8" THREADS
8	SN8682-1		PISTON, 4" W/1" HOLE, CROSS
9	SN8683-1		PISTON NUT, 1" CROSS
10	SN8835-1		TUBE, 4" X 24" CROSS
11	SN8605-1		TIE ROD BOLT, 4" X 24", CROSS
12	SN8670-10		BASE, 4" (ORB) CROSS
13			* WIPER
14			* U-CUP
15			* BACKUP
16			* O-RING
17			* O-RING
18	SN4458		PLUG, 3/4"-16 MOR
19	SN997309		HYDRAULIC SYSTEM HAZARD

* ITEMS ARE AVAILABLE IN THE SEAL KIT ONLY.
WHEN ORDERING HYDRAULIC CYLINDER COMPONENTS, BE SURE TO NOTE THE PART NUMBER AND THE CYLINDER PSI. (LOCATED ON THE CYLINDER DECAL) AS THEY CONTAIN DIFFERENT COMPONENTS. OLDER CYLINDERS WERE 2500 PSI. AND THE NEWER CYLINDERS ARE 3000 PSI. IDENTIFYING THE PART NUMBER OF THE CYLINDER IS EXTREMELY IMPORTANT WHEN ORDERING PARTS TO ENSURE PROPER OPERATION OF THE HYDRAULIC CYLINDER.

I0004405
PR: t05g30n04d0043

4" X 30" HYDRAULIC CYLINDER 4403R
(VERSION 1, PRIOR TO 4/17/03)



02951

**7212, 7232, & 7252 SOIL CONDITIONER
SERVICE PARTS**

99

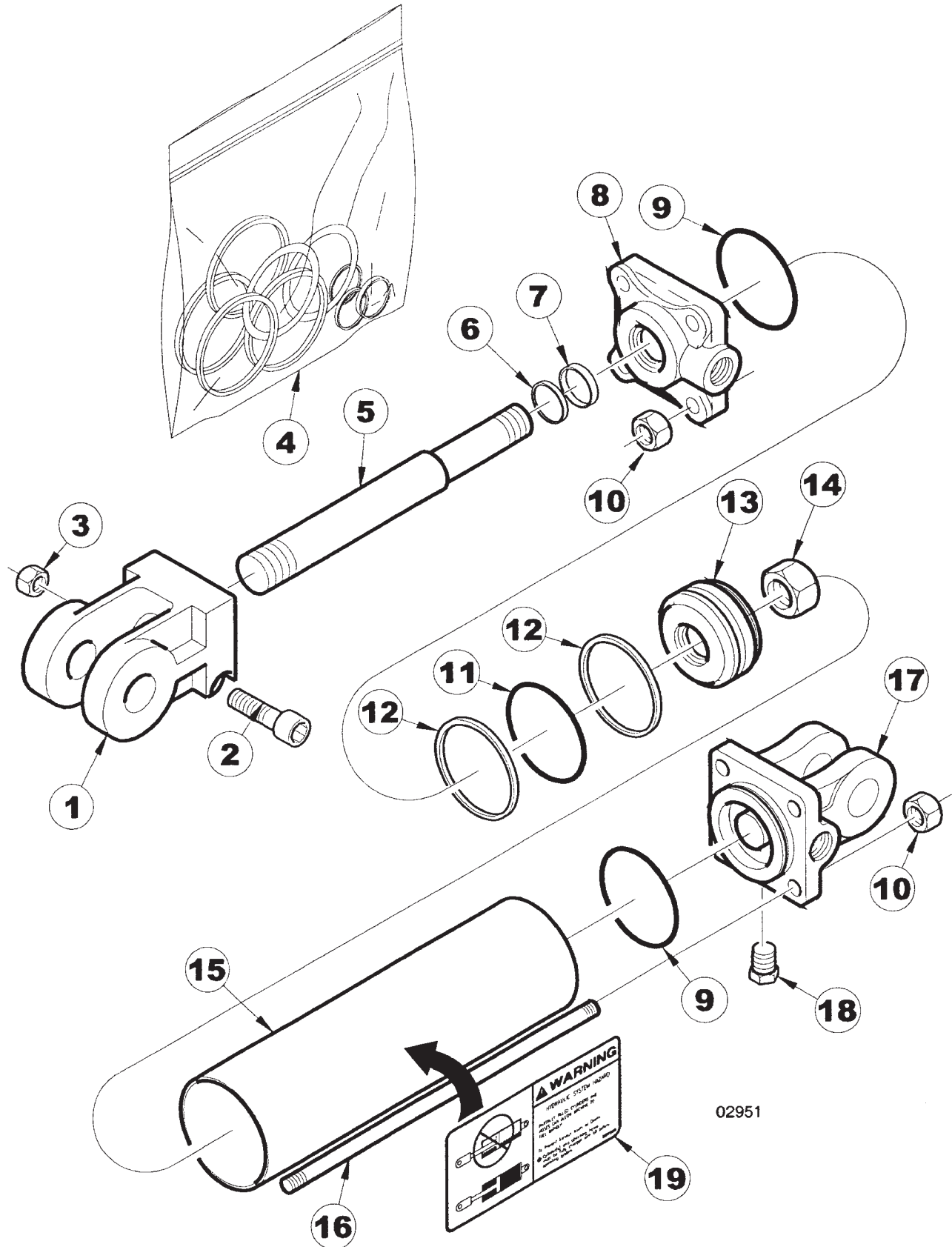
**4" X 30" HYDRAULIC CYLINDER 4403R
(VERSION 1, PRIOR TO 4/17/03)**

ITEM	NUMBER	QTY	DESCRIPTION
1	SN8615-1		CLEVIS, 1 1/4" THREADS, CROSS
2	SN8631-1		CAPSCREW, CROSS
3	SN8671-1		CAPSCREW NUT, 5/16" THREADS CROSS
4	SN8784-1		SEAL KIT, 4", 1 1/2" ROD,
5	SN8934-1		ROD, 1 1/2" DIA, 30" CROSS
6			* WIPER
7			* U-CUP
8	SN8737-10		HEAD, 4", 1 1/2" ROD, CROSS (FOR USE W/U-CUP SEAL)
9			* O-RING
10	SN8864-1		TIE ROD NUT, 5/8" THREADS
11			* O-RING
12			* BACKUP
13	SN8713-1		PISTON, 4" W/1" HOLE CROSS
14	SN8683-1		PISTON NUT, 1" CROSS
15	SN8837-1		TUBE, 4" X 30" CROSS
16	SN8858-1		TIE ROD BOLT, 4" X 30" CROSS
17	SN8703-10		BASE, 4" (ORB) CROSS
18	SN4458		PLUG, 3/4"-16 MOR
19	SN997309		HYDRAULIC SYSTEM HAZARD

* ITEMS ARE AVAILABLE IN THE SEAL KIT ONLY.
WHEN ORDERING HYDRAULIC CYLINDER COMPONENTS, BE SURE TO NOTE THE PART NUMBER AND THE CYLINDER PSI. (LOCATED ON THE CYLINDER DECAL) AS THEY CONTAIN DIFFERENT COMPONENTS. OLDER CYLINDERS WERE 2500 PSI. AND THE NEWER CYLINDERS ARE 3000 PSI. IDENTIFYING THE PART NUMBER OF THE CYLINDER IS EXTREMELY IMPORTANT WHEN ORDERING PARTS TO ENSURE PROPER OPERATION OF THE HYDRAULIC CYLINDER.

I0002951
PR: t05g30n04d0044

4" X 30" HYDRAULIC CYLINDER 10812R
(VERSION 2, 4/17/03 & LATER)



02951

7212, 7232, & 7252 SOIL CONDITIONER
SERVICE PARTS

101

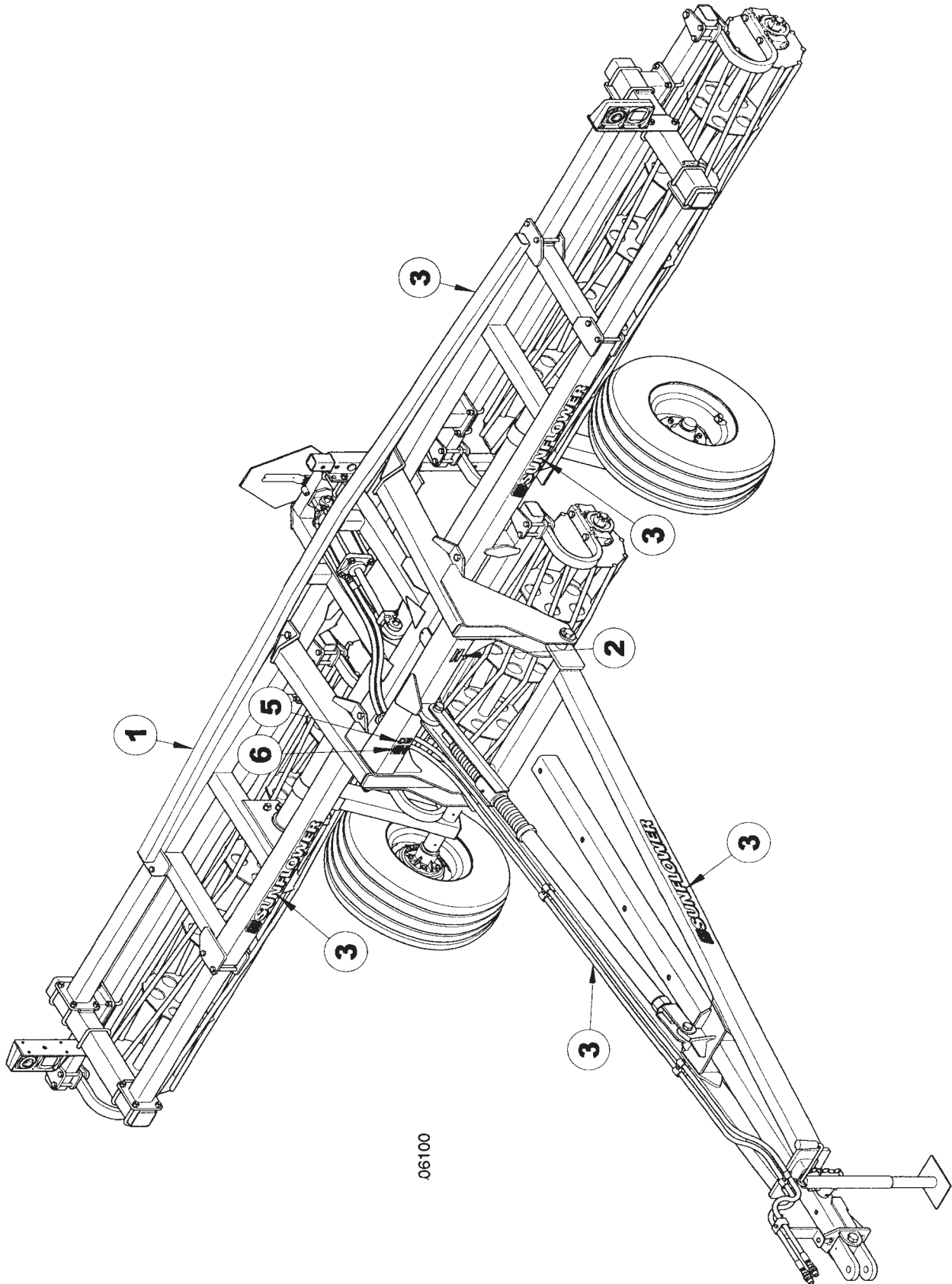
4" X 30" HYDRAULIC CYLINDER 10812R
(VERSION 2, 4/17/03 & LATER)

ITEM	NUMBER	QTY	DESCRIPTION
1	SN8616-1		CLEVIS, 1 1/2" THREADS, 1" PIN CROSS GS, 4" X 8", CROSS
2	SN8631-1		CAPSCREW, CROSS
3	SN8671-1		CAPSCREW NUT, 5/16" THREADS CROSS
4	SN8612-1		SEAL KIT, 4", 1 1/2" ROD, CROSS
5	SN8923-1		ROD, 1 1/2" DIA, 30", CROSS
6			* WIPER
7			* U-CUP
8	SN8273-1		HEAD, 4", 1 1/2" ROD, CROSS
9			* O-RING
10	SN8864-1		TIE ROD NUT, 5/8" THREADS
11			* O-RING
12			* BACKUP
13	SN8682-1		PISTON, 4" W/1" HOLE, CROSS
14	SN8683-1		PISTON NUT, 1" CROSS
15	SN8837-1		TUBE, 4" X 30" CROSS
16	SN8602-1		TIE ROD BOLT, 4" X 30", CROSS
17	SN8670-10		BASE, 4" (ORB) CROSS
18	SN4458		PLUG, 3/4"-16 MOR
19	SN997309		HYDRAULIC SYSTEM HAZARD

* ITEMS ARE AVAILABLE IN THE SEAL
KIT ONLY.
WHEN ORDERING HYDRAULIC CYLINDER
COMPONENTS, BE SURE TO NOTE THE PART
NUMBER AND THE CYLINDER PSI. (LOCATED
ON THE CYLINDER DECAL) AS THEY CONTAIN
DIFFERENT COMPONENTS. OLDER CYLINDERS
WERE 2500 PSI. AND THE NEWER CYLINDERS
ARE 3000 PSI. IDENTIFYING THE PART
NUMBER OF THE CYLINDER IS EXTREMELY
IMPORTANT WHEN ORDERING PARTS TO
ENSURE PROPER OPERATION OF THE
HYDRAULIC CYLINDER.

I0002951
PR: t05g30n04d0045

DECAL PLACEMENT (RIGID MACHINE)



06100

**7212, 7232, & 7252 SOIL CONDITIONER
SERVICE PARTS**

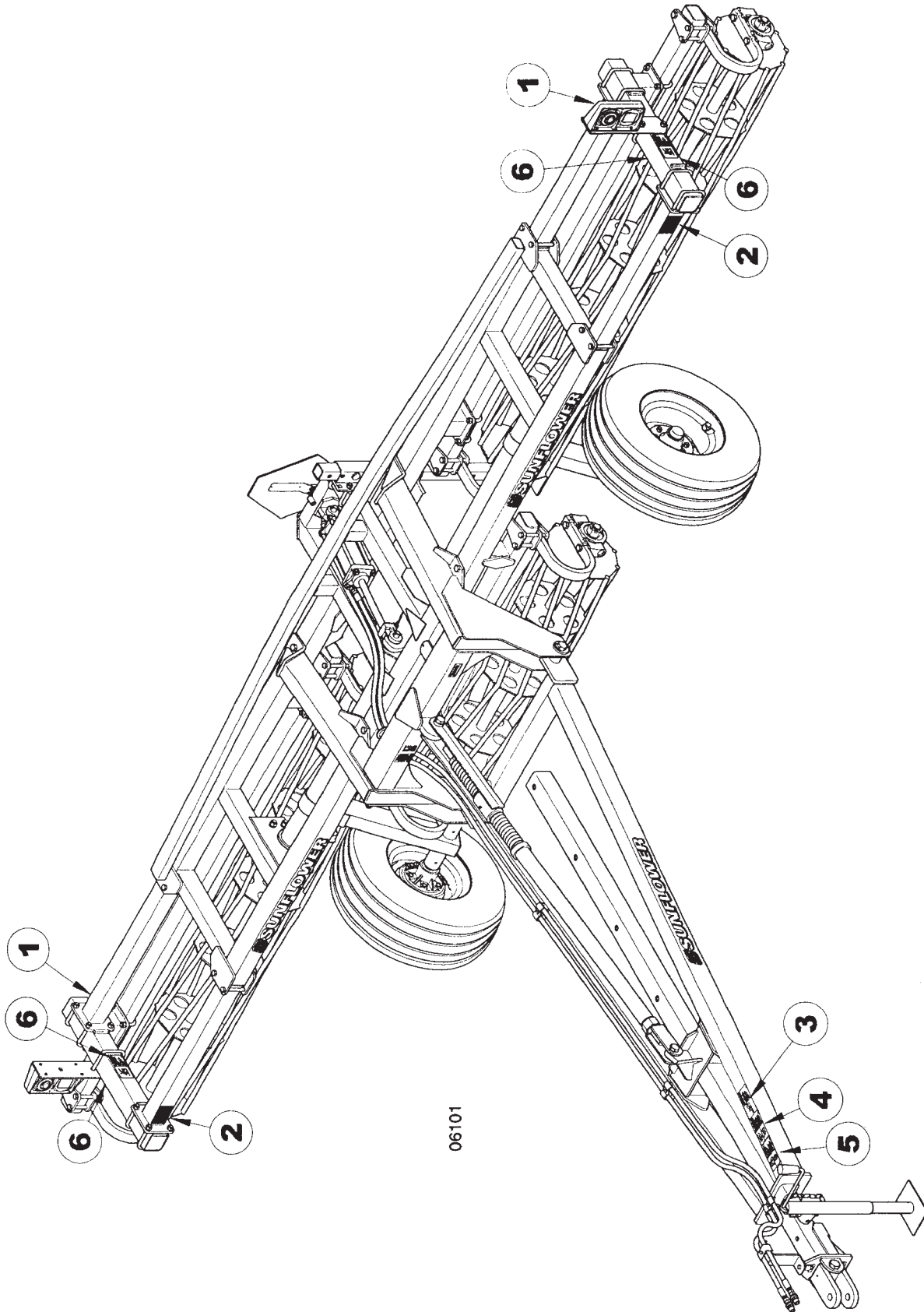
103

DECAL PLACEMENT (RIGID MACHINE)

ITEM	NUMBER	QTY	DESCRIPTION
1	SN997720		DECAL, 7212
2			SERIAL NUMBER PLATE
3	SN997002		SUNFLOWER DECAL
4	SN997263		DECAL, TILLAGE PROMOTES A SAFER ENVIRONMENT FOR TOMORROW
5	SN997246		FEMA DECAL

I0006100
PR: t05g30n04d0046

SAFETY SIGN PLACEMENT (RIGID MACHINE)



06101

7212, 7232, & 7252 SOIL CONDITIONER
SERVICE PARTS

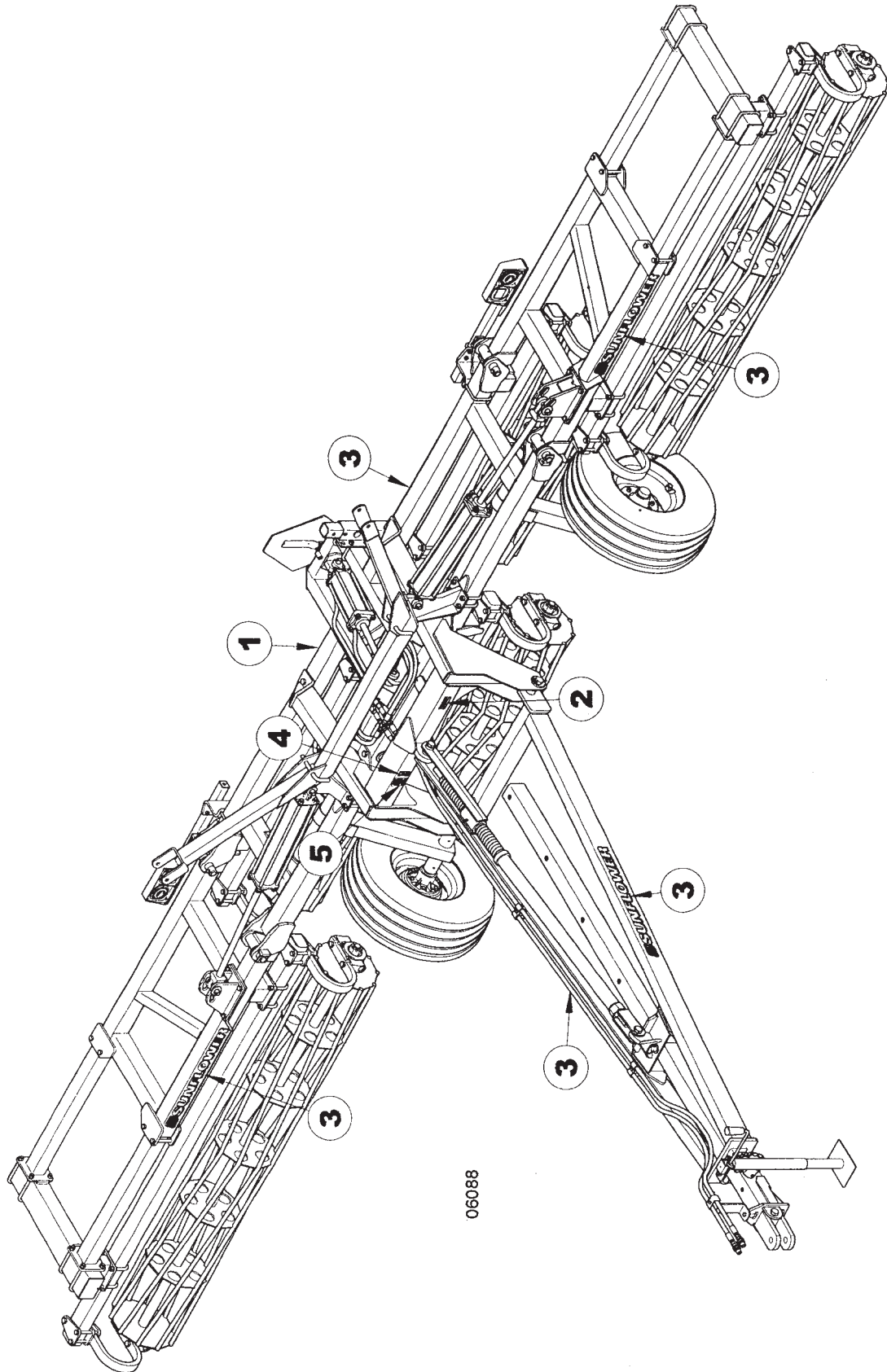
105

SAFETY SIGN PLACEMENT (RIGID MACHINE)

ITEM	NUMBER	QTY	DESCRIPTION
1	SN997040		RED REFLECTIVE TAPE
2	SN997041		YELLOW REFLECTIVE TAPE
3	SN997074		UNHITCHING HAZARD
4	SN997311		HIGH PRESSURE FLUID HAZARD
5	SN997792		DECAL-WARNING,READ OPERATOR'S MANUAL
6	SN997048		FASTEN SAFETY CHAIN
7	SN997042		STAY CLEAR OF FOLDING WINGS

I0006101
PR: t05g30n04d0047

DECAL PLACEMENT (3-SECTION MACHINE)



7212, 7232, & 7252 SOIL CONDITIONER
SERVICE PARTS

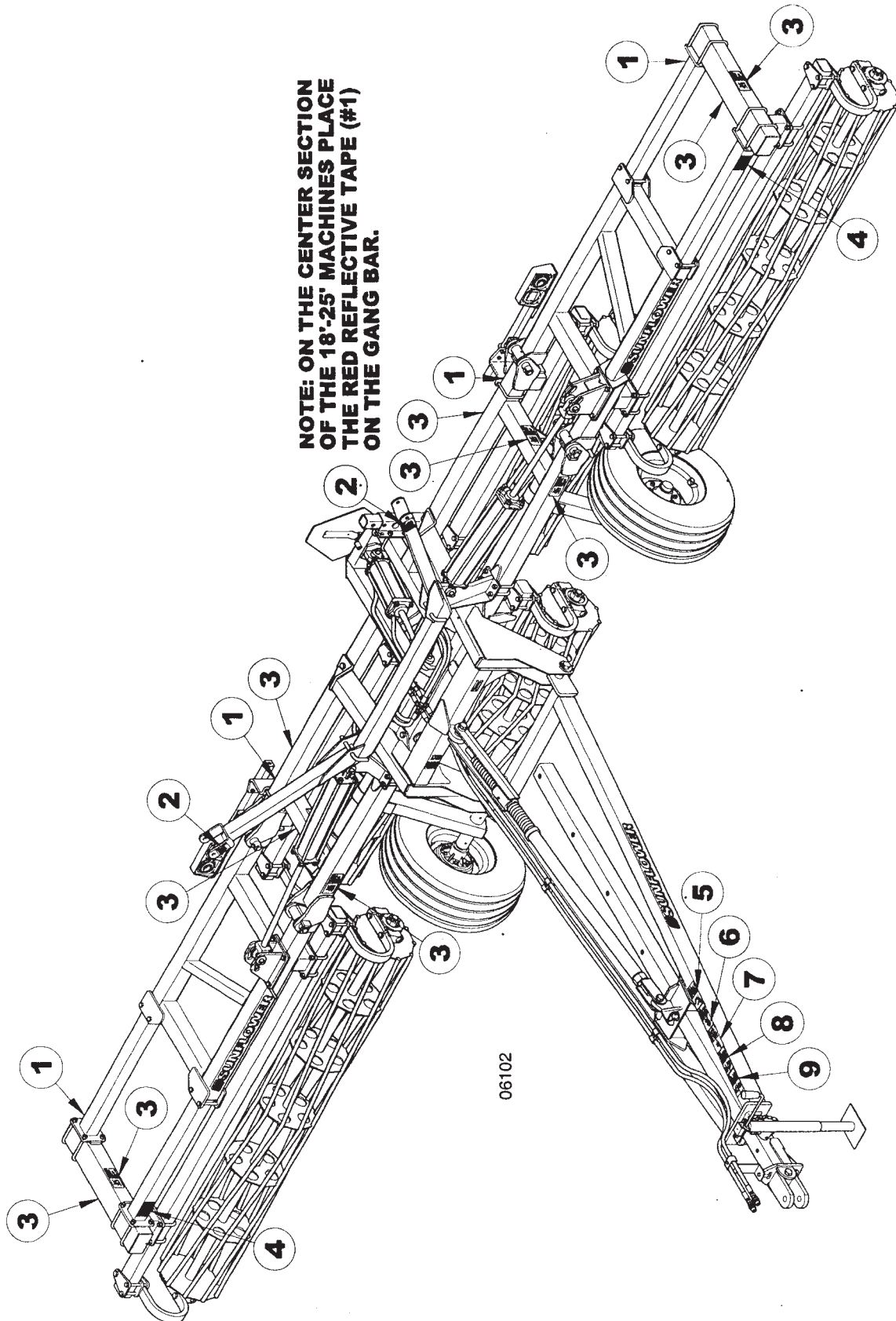
107

DECAL PLACEMENT (3-SECTION MACHINE)

ITEM	NUMBER	QTY	DESCRIPTION
1	SN997721		DECAL, 7232
2			SERIAL NUMBER PLATE
3	SN997002		SUNFLOWER DECAL
4	SN997246		FEMA DECAL
5	SN997263		DECAL, TILLAGE PROMOTES A SAFER ENVIRONMENT FOR TOMORROW

I0006088
PR: t05g30n04d0048

**SAFETY SIGN PLACEMENT
(3-SECTION MACHINE)**



**7212, 7232, & 7252 SOIL CONDITIONER
SERVICE PARTS**

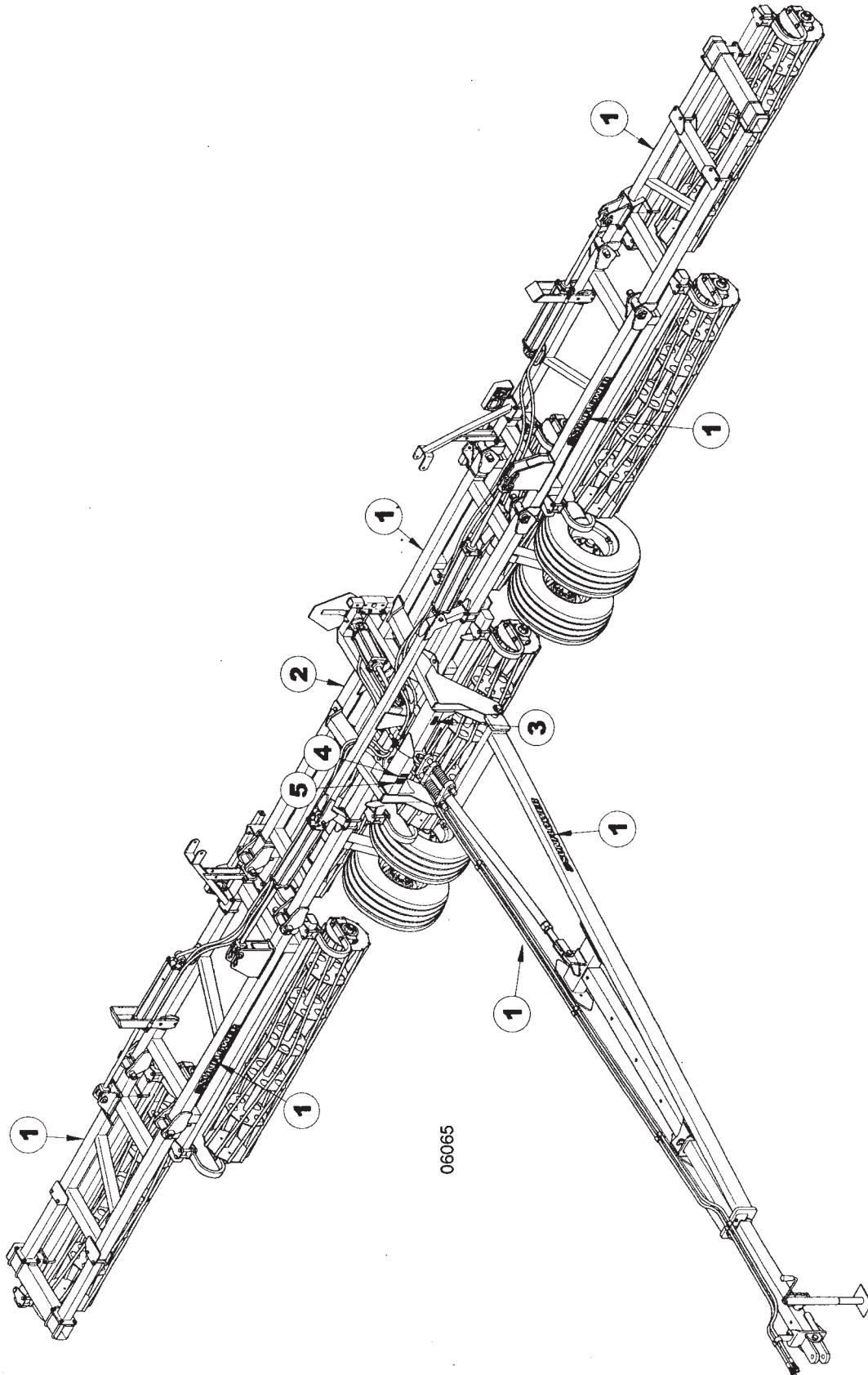
109

**SAFETY SIGN PLACEMENT
(3-SECTION MACHINE)**

ITEM	NUMBER	QTY	DESCRIPTION
1	SN997040		RED REFLECTIVE TAPE
2	SN997313		CAUTION - INSTALL LOCK PINS BEFORE TRANSPORTING
3	SN997042		STAY CLEAR OF FOLDING WINGS
4	SN997041		YELLOW REFLECTIVE TAPE
5	SN997310		TIPPING HAZARD
6	SN997045		WINGS CAN CONTACT ELECTRIC
7	SN997074		UNHITCHING HAZARD
8	SN997311		HIGH PRESSURE FLUID HAZARD
9	SN997792		DECAL-WARNING,READ OPERATOR'S MANUAL
10	SN997048		FASTEN SAFETY CHAIN

I0006102
PR: t05g30n04d0049

DECAL PLACEMENT (ALL 5-SECTION
MACHINES)



**7212, 7232, & 7252 SOIL CONDITIONER
SERVICE PARTS**

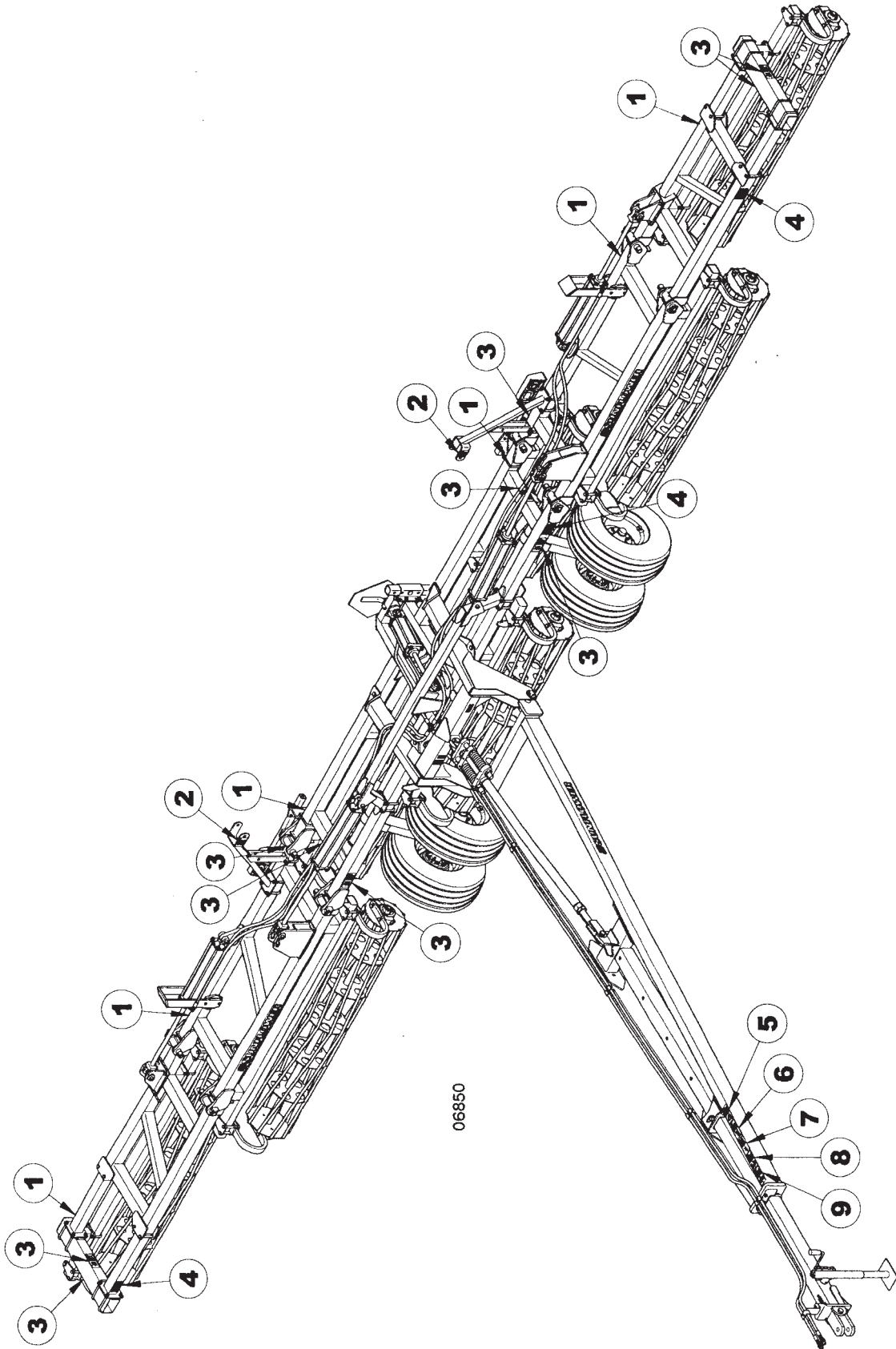
111

**DECAL PLACEMENT (ALL 5-SECTION
MACHINES)**

ITEM	NUMBER	QTY	DESCRIPTION
1	SN997002		SUNFLOWER DECAL
2	SN997722		DECAL, 7252
3			SERIAL NUMBER PLATE
4	SN997246		FEMA DECAL
5	SN997263		DECAL, TILLAGE PROMOTES A SAFER ENVIRONMENT FOR TOMORROW

I0006065
PR: t05g30n04d0050

SAFETY SIGN PLACEMENT (32'-37'
FIVE SECTION)



7212, 7232, & 7252 SOIL CONDITIONER
SERVICE PARTS

113

SAFETY SIGN PLACEMENT (32'-37'
FIVE SECTION)

ITEM	NUMBER	QTY	DESCRIPTION
1	SN997040		RED REFLECTIVE TAPE
2	SN997313		CAUTION - INSTALL LOCK PINS
3	SN997042		STAY CLEAR OF FOLDING WINGS
4	SN997041		YELLOW REFLECTIVE TAPE
5	SN997310		TIPPING HAZARD
6	SN997045		WINGS CAN CONTACT ELECTRIC
7	SN997074		UNHITCHING HAZARD
8	SN997311		HIGH PRESSURE FLUID HAZARD
9	SN997792		DECAL-WARNING,READ OPERATOR'S MANUAL
10	SN997048		FASTEN SAFETY CHAIN

I0006850
PR: t05g30n04d0051

SAFETY SIGN PLACEMENT (40'-50'
FIVE SECTION)



**7212, 7232, & 7252 SOIL CONDITIONER
SERVICE PARTS**

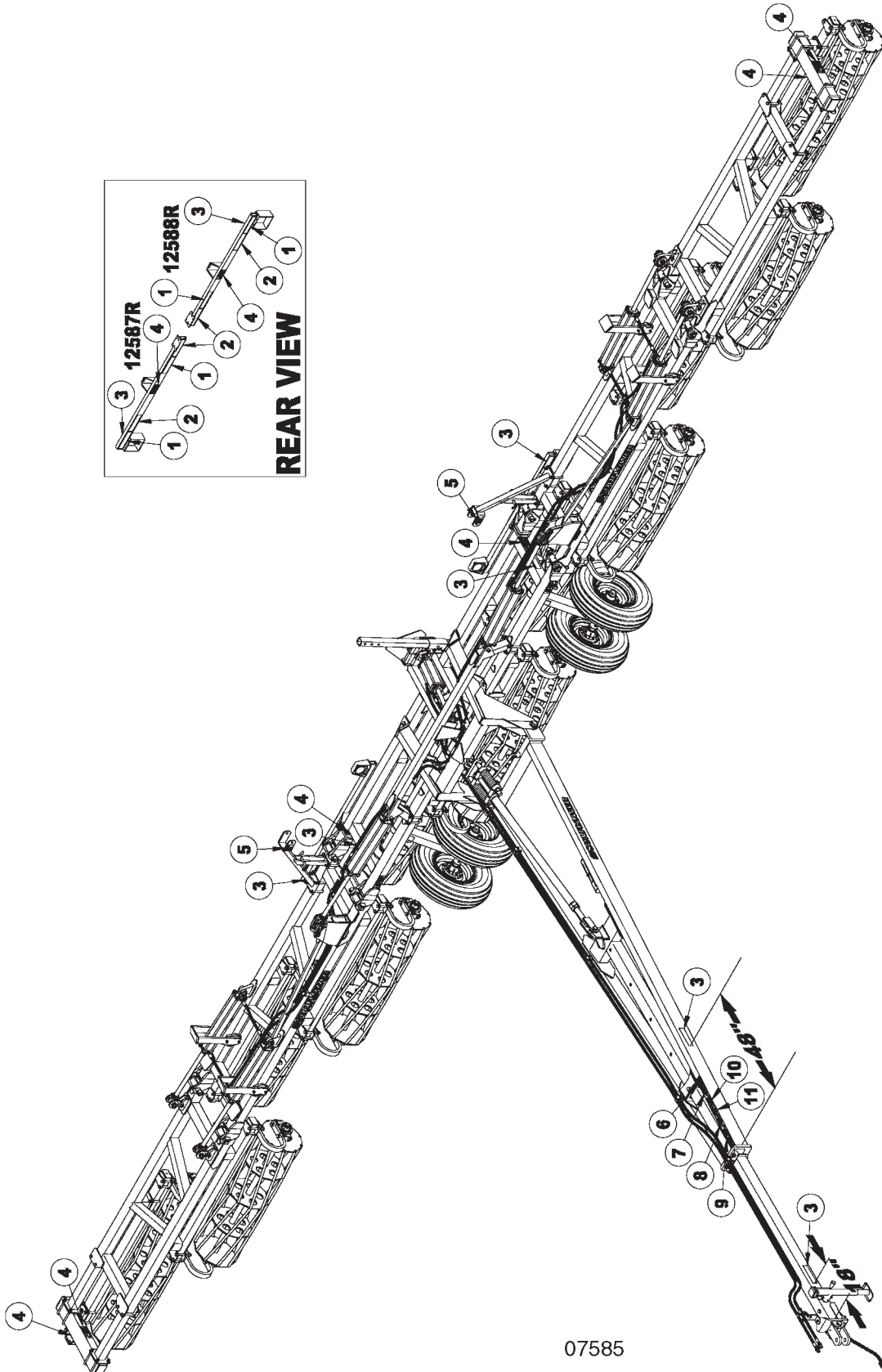
115

**SAFETY SIGN PLACEMENT (40'-50'
FIVE SECTION)**

ITEM	NUMBER	QTY	DESCRIPTION
1	SN997040		RED REFLECTIVE TAPE
2	SN997313		CAUTION - INSTALL LOCK PINS BEFORE TRANSPORTING
3	SN997042		STAY CLEAR OF FOLDING WINGS
4	SN997041		YELLOW REFLECTIVE TAPE
5	SN997310		TIPPING HAZARD
6	SN997045		WINGS CAN CONTACT ELECTRIC
7	SN997074		UNHITCHING HAZARD
8	SN997311		HIGH PRESSURE FLUID HAZARD
9	SN997792		DECAL-WARNING,READ OPERATOR'S MANUAL
10	SN997048		FASTEN SAFETY CHAIN

I0006103
PR: t05g30n04d0052

**SAFETY SIGN PLACEMENT (52'-56'
FIVE SECTION)**



**7212, 7232, & 7252 SOIL CONDITIONER
SERVICE PARTS**

117

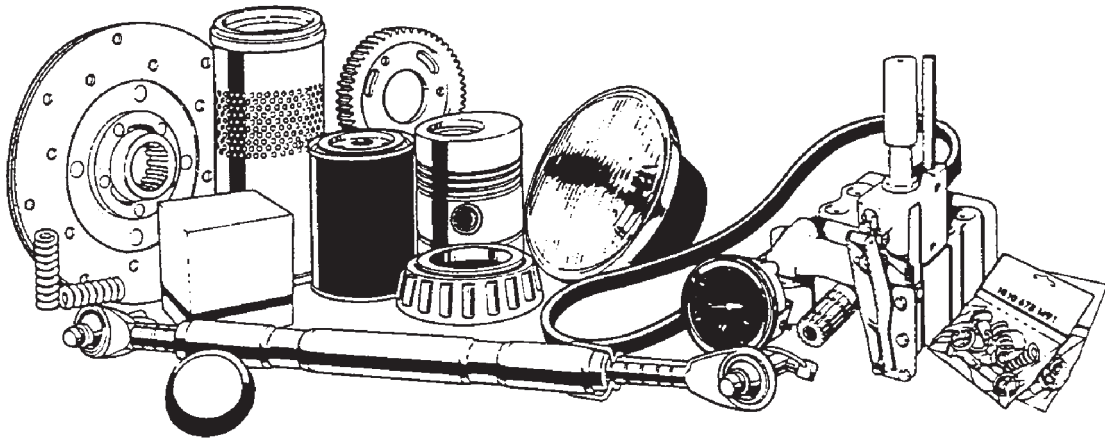
**SAFETY SIGN PLACEMENT (52'-56'
FIVE SECTION)**

ITEM	NUMBER	QTY	DESCRIPTION
1	SN997661		TAPE, RED REFLECTIVE 2" X 9" L
2	SN997662		TAPE, ORANGE REFLECTIVE 2" X 9" L
3	SN997663		TAPE, YELLOW REFLECTIVE 2" X 9" L
4	SN997042		STAY CLEAR OF FOLDING WINGS
5	SN997313		CAUTION - INSTALL LOCK PINS BEFORE TRANSPORTING
6	SN997799		DECAL-WARNING, LOSS OF CONTROL 25 MPH
7	SN997048		FASTEN SAFETY CHAIN
8	SN997074		UNHITCHING HAZARD
9	SN997792		DECAL-WARNING, READ OPERATOR'S
10	SN997310		TIPPING HAZARD
11	SN997045		WINGS CAN CONTACT ELECTRIC

I0007585
PR: t05g30n04d0053

RECOMMENDED DEALER STOCK

RECOMMENDED DEALER'S STOCK



**7212, 7232, & 7252 SOIL CONDITIONER
RECOMMENDED DEALER LIST**

119

RECOMMENDED DEALER STOCK

ITEM	NUMBER	QTY	DESCRIPTION
-	SN1935	2	BEARING (LM501349)
-	SN1606	2	BEARING (LM67048)
-	SN5527	2	BUSHING
-	SN4893	1	BUSHING, CLEVIS - 4 3/16" L.
-	SN5844	1	DUAL LAMP, AMBER FT/REAR & RED REAR,
-	SN5845	1	DUAL LAMP, AMBER FT/REAR & RED REAR,
-	SN1610	1	DUST CAP, 2.448" OD, Y/D
-	SN3095	4	FLAT WASHER, 1 1/2" ID X 2 1/4" OD,
-	SN2755	1	FLAT WASHER, 1 9/16" ID X
-	SN7969	1	HARNESS, 25' WISHBONE W/FLAT &
-	SN7968	1	HARNESS, 40' STR SEC, SHIELDED FESTOON
-	SN5848	1	HARNESS, 5' EXTENSION W/TRIAN-GULAR
-	SN5849	1	HARNESS, 5' EXTENSION W/TRIAN-GULAR
-	SN3302	1	HEX NUT, 1"-14 FULL SLOTTED GR 2,
-	SN3118	6	LUG BOLT, 9/16"-18 X 1 7/8" PRESS IN,
-	SN3117	6	LUG NUT, 9/16"-18, GR 5, 90 DEG TAPER,
-	SN1936	2	RACE (LM501310)
-	SN1605	2	RACE (LM67010)
-	SN12015	2	SEAL KIT, 3 1/2", 1 1/2" ROD CROSS
-	SN8778-1	2	SEAL KIT, 3 1/2", 1 1/2" ROD CROSS
-	SN8949-1	2	SEAL KIT, 3 1/2", 1 1/4" ROD, CROSS
-	SN8784-1	2	SEAL KIT, 4", 1 1/2" ROD,
-	SN8612-1	2	SEAL KIT, 4", 1 1/2" ROD, CROSS
-	SN8769-1	2	SEAL KIT, 3 1/2", 1 1/4" ROD, CROSS
-	SN3300	1	SIX BOLT HUB ASSEMBLY W/3301 SEAL
-	SN7001	1	SMV EMBLEM
-	SN3301	2	TRIPLE LIP SEAL
-	SN3090	2	TRUNNION BEARING COMPLETE
-	SN2614	2	U-BOLT, 1/2"-13 X 3" X 2 9/16" W,
-	SN6272	2	U-BOLT, 3/4"-10 X 6 1/4" X 5 13/16"
-	SN3306	2	U-BOLT, 5/8"-11 X 4 1/2" X 4 5/8" W,
-	SN3052	2	U-BOLT, 5/8"-11 X 5 5/8" X 4 3/4" W,
-	SN2984	2	U-BOLT, 5/8"-11 X 7 1/2" X 4 3/4" W,
-	SN3303	1	WASHER, 1 1/32" ID X 1 3/4" ODX 1/8"

NOTE: THIS PARTS STOCK LIST
INDICATES THOSE ITEMS RECOMMENDED
TO SERVICE ONE UNIT.

RDL
PR: t05g30n04d0054

Архангельск (8182)63-90-72
Астана (7172)727-132
Астрахань (8512)99-46-04
Барнаул (3852)73-04-60
Белгород (4722)40-23-64
Брянск (4832)59-03-52
Владивосток (423)249-28-31
Волгоград (844)278-03-48
Вологда (8172)26-41-59
Воронеж (473)204-51-73
Екатеринбург (343)384-55-89

Иваново (4932)77-34-06
Ижевск (3412)26-03-58
Иркутск (395)279-98-46
Казань (843)206-01-48
Калининград (4012)72-03-81
Калуга (4842)92-23-67
Кемерово (3842)65-04-62
Киров (8332)68-02-04
Краснодар (861)203-40-90
Красноярск (391)204-63-61
Курск (4712)77-13-04
Липецк (4742)52-20-81

Киргизия (996)312-96-26-47

Магнитогорск (3519)55-03-13
Москва (495)268-04-70
Мурманск (8152)59-64-93
Набережные Челны (8552)20-53-41
Нижний Новгород (831)429-08-12
Новокузнецк (3843)20-46-81
Новосибирск (383)227-86-73
Омск (3812)21-46-40
Орел (4862)44-53-42
Оренбург (3532)37-68-04
Пенза (8412)22-31-16

Казахстан (772)734-952-31

Пермь (342)205-81-47
Ростов-на-Дону (863)308-18-15
Рязань (4912)46-61-64
Самара (846)206-03-16
Санкт-Петербург (812)309-46-80
Саратов (845)249-38-78
Севастополь (8692)22-31-93
Симферополь (3652)67-13-56
Смоленск (4812)29-41-54
Сочи (862)225-72-31
Ставрополь (8652)20-65-13

Таджикистан (992)427-82-92-69

Сургут (3462)77-98-35
Тверь (4822)63-31-35
Томск (3822)98-41-53
Тула (4872)74-02-29
Тюмень (3452)66-21-18
Ульяновск (8422)24-23-59
Уфа (347)229-48-12
Хабаровск (4212)92-98-04
Челябинск (351)202-03-61
Череповец (8202)49-02-64
Ярославль (4852)69-52-93